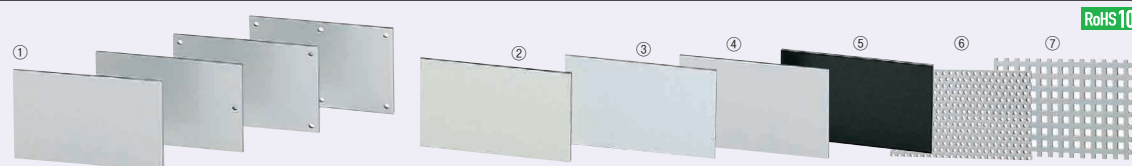


# Cover Panels



RoHS 10

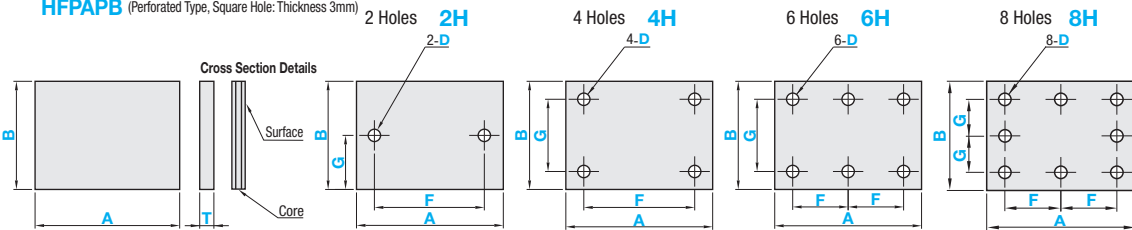
## Standard Type

- HFPAL** (Silver Color Type: Thickness 3mm)
- HFPALT** (Antistatic Grade: Thickness 3mm)
- HFPSTW** (White Board Type: Thickness 3mm)
- HFPSLW** (Silver Color Type: Thickness 5mm)
- HFPSTB** (Black Color Type: Thickness 3mm)
- HFPAPA** (Perforated Type, Round Hole: Thickness 3mm)
- HFPAPB** (Perforated Type, Square Hole: Thickness 3mm)

Part Number	Material		Paint	Surface Color	Operating Temperature
	Core	Surface			
① HFPAL	Low Density Black Polyethylene Foam	EN AW-3004 Equiv.	Polyester Baked Finish	Silver	0~80°C
② HFPALT	Low Density White Polyethylene Foam	EN AW-3004 Equiv.	Polyester Electrostatic Baked Finish	Ivory	
③ HFPSTW	Low Density White Polyethylene Foam	EN 1.0330 Equiv.	Polyester Baked Finish for White Board	White	
④ HFPSTW	White Polyethylene Foam	EN AW-3004 Equiv.	Polyester Baked Finish	Silver*	
⑤ HFPSTB	Low Density Black Polyethylene Foam	EN AW-1100 Equiv.	Black Polyester Type Baked Finish	Black	
⑥ HFPAPA	Low Density Black Polyethylene Foam	EN AW-3004 Equiv.	Polyester Baked Finish	Silver	
⑦ HFPAPB	Low Density Black Polyethylene Foam	EN AW-3004 Equiv.	Polyester Baked Finish	Silver	

## Hole Machined Type

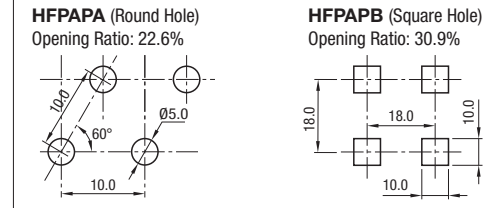
\* Note that there are some difference in color tone between HFPSTW and HFPAL.



- Antistatic treatment is not applied to end faces and drilled holes of HFPALT.
- The color of HFPSTW is white with one glossy side and the other matt side.
- A≥B (A≤B is also applicable to Perforated Types).
- Positions of perforations and cut surface cannot be specified.
- HFPAPA and HFPAPB are available in Standard Type only.

Round Hole Fabrication Conditions: a≥5, b≥2.5  
 Accuracy Standards: T Dimension Tolerance ±0.3, A, B Tolerance ±1.0

## Hole Shape Details for Perforated Type



## Standard Type

Part Number	T	1mm Increment	
		A	B
HFPAL HFPALT HFPSTW HFPSTB HFPAPA HFPAPB	3	50-1800	50-900
HFPSTW HFPSTB HFPSLW	5		

## Hole Machined Type

Part Number	Type	Nominal	T	1mm Increment		1mm Increment		Hole Dia. D
				A	B	F	G	
HFPAL HFPALT HFPSTW HFPSTB		2H 4H 6H 8H	3	50-1800	50-900	9-1791	9-895	3.5
			9-895			9-891	4.5	
			9-895			9-445	5.5	
			9-895			9-895	7	
HFPSTW HFPSTB		2H 4H 6H 8H	5			9-1791	9-895	3.5
						9-895	9-891	4.5
				9-895	9-445	5.5		
				9-895	9-445	7		

Ordering Example: Standard Type  
 Part Number - T - A - B  
 HFPAL - 3 - 600 - 400

Ordering Example: Hole Machined Type  
 Part Number - T - A - B - F - G - Hole Dia. D  
 HFPAL4H - 3 - 800 - 600 - 700 - 500 - D7

Alterations Example: Part Number - T - A - B - F - G - Hole Dia. D - (XC, YC)  
 HFPAL4H - 3 - 100 - 80 - 50 - 60 - D7 - XC10

Alterations	Hole Position from Left	Hole Position from Bottom
	Code	XC
Spec.	XC=1mm Increment 9≤XC≤1783 2H, 4H Type D/2+2.5≤XC≤A-F-D/2-2.5 6H, 8H Type D/2+2.5≤XC≤A-2F-D/2-2.5	YC=1mm Increment 9≤YC≤883 4H, 6H Type D/2+2.5≤YC≤B-G-D/2-2.5 8H Type D/2+2.5≤YC≤B-2G-D/2-2.5 Not applicable to 2H Type

## Hole Machining Charge

Hole Type	Hole Machining Charge
2H	
4H	
6H	
8H	

## Standard Type

The price of HFPSTW is found by multiplying the Unit Price by Material Multiplier 1.3.

Ex.) Part Number - T - A - B >>  
 HFPSTW - 3 - 800 - 500 >>

(Unit Price) x (Material Multiplier) = Standard Type Unit Price

The price of Hole Machined Type is found by adding the Standard Type unit price to the hole machining charge.

Ex.) Part Number - T - A - B - F - G - Hole Dia. D >>  
 HFPAL4H - 3 - 500 - 400 - F240 - G160 - D3.5 >>

(Standard Type Unit Price) + (Hole Machining Charge) = Hole Type Price

Part Number	T	A	Unit Price							
			B							
			50~100	101~200	201~300	301~400	401~500	501~600	601~700	701~800
HFPAL (Silver Color Type) (Thickness 3mm)	3	50~100	-	-	-	-	-	-	-	-
		101~200	-	-	-	-	-	-	-	-
		201~300	-	-	-	-	-	-	-	-
		301~400	-	-	-	-	-	-	-	-
		401~500	-	-	-	-	-	-	-	-
		501~600	-	-	-	-	-	-	-	-
		601~700	-	-	-	-	-	-	-	-
		701~800	-	-	-	-	-	-	-	-
		801~900	-	-	-	-	-	-	-	-
		901~1000	-	-	-	-	-	-	-	-
HFPSTW (White Board Type) Material Multiplier (x1.3)	3	1001~1100	-	-	-	-	-	-	-	
		1101~1200	-	-	-	-	-	-	-	
		1201~1300	-	-	-	-	-	-	-	
		1301~1400	-	-	-	-	-	-	-	
		1401~1500	-	-	-	-	-	-	-	
		1501~1600	-	-	-	-	-	-	-	
		1601~1700	-	-	-	-	-	-	-	
		1701~1800	-	-	-	-	-	-	-	
		1801~1900	-	-	-	-	-	-	-	
		1901~2000	-	-	-	-	-	-	-	
HFPSTB (Black Color Type)	3	2001~2100	-	-	-	-	-	-	-	
		2101~2200	-	-	-	-	-	-	-	
		2201~2300	-	-	-	-	-	-	-	
		2301~2400	-	-	-	-	-	-	-	
		2401~2500	-	-	-	-	-	-	-	
		2501~2600	-	-	-	-	-	-	-	
		2601~2700	-	-	-	-	-	-	-	
		2701~2800	-	-	-	-	-	-	-	
		2801~2900	-	-	-	-	-	-	-	
		2901~3000	-	-	-	-	-	-	-	
HFPSTW (Silver Color Type) (Thickness 5mm)	5	3001~3100	-	-	-	-	-	-	-	
		3101~3200	-	-	-	-	-	-	-	
		3201~3300	-	-	-	-	-	-	-	
		3301~3400	-	-	-	-	-	-	-	
		3401~3500	-	-	-	-	-	-	-	
		3501~3600	-	-	-	-	-	-	-	
		3601~3700	-	-	-	-	-	-	-	
		3701~3800	-	-	-	-	-	-	-	
		3801~3900	-	-	-	-	-	-	-	
		3901~4000	-	-	-	-	-	-	-	
HFPALT (Antistatic Grade)	3	4001~4100	-	-	-	-	-	-	-	
		4101~4200	-	-	-	-	-	-	-	
		4201~4300	-	-	-	-	-	-	-	
		4301~4400	-	-	-	-	-	-	-	
		4401~4500	-	-	-	-	-	-	-	
		4501~4600	-	-	-	-	-	-	-	
		4601~4700	-	-	-	-	-	-	-	
		4701~4800	-	-	-	-	-	-	-	
		4801~4900	-	-	-	-	-	-	-	
		4901~5000	-	-	-	-	-	-	-	
HFPAPA (Perforated Type, Round Hole)	3	5001~5100	-	-	-	-	-	-	-	
		5101~5200	-	-	-	-	-	-	-	
		5201~5300	-	-	-	-	-	-	-	
		5301~5400	-	-	-	-	-	-	-	
		5401~5500	-	-	-	-	-	-	-	
		5501~5600	-	-	-	-	-	-	-	
		5601~5700	-	-	-	-	-	-	-	
		5701~5800	-	-	-	-	-	-	-	
		5801~5900	-	-	-	-	-	-	-	
		5901~6000	-	-	-	-	-	-	-	
HFPAPB (Perforated Type, Square Hole)	3	6001~6100	-	-	-	-	-	-	-	
		6101~6200	-	-	-	-	-	-	-	
		6201~6300	-	-	-	-	-	-	-	
		6301~6400	-	-	-	-	-	-	-	
		6401~6500	-	-	-	-	-	-	-	
		6501~6600	-	-	-	-	-	-	-	
		6601~6700	-	-	-	-	-	-	-	
		6701~6800	-	-	-	-	-	-	-	
		6801~6900	-	-	-	-	-	-	-	
		6901~7000	-	-	-	-	-	-	-	

## Characteristic Values

Item	Unit	①	②	③	⑤	⑥	⑦	④	
Surface Density	(kg/m <sup>2</sup> )	2.6	3.5	4	2.6	2	1.8	3.4	
Thickness	mm	3.0			5.0				
Thickness Precision	mm	±0.3							
Izot Impact Strength	N·cm/cm <sup>2</sup>	147			110				

## Surface Paint Properties (①~⑦)

Surface Paint Properties	Standard	Standard
Acid Resistance	5% HCl	Standard
Alkali Resistance	5% NaOH	Standard
Oil Resistance	Volatiles Oil For 10 Days	Standard
Saline Vapor Resistance	5% NaCl 35°C 1000 hrs	Standard
Moisture Resistance	Humidity 95% Temperature 50°C 1000 hrs	Standard
Light Exposure Resistance	Outdoor Exposure For 3 Years	Good