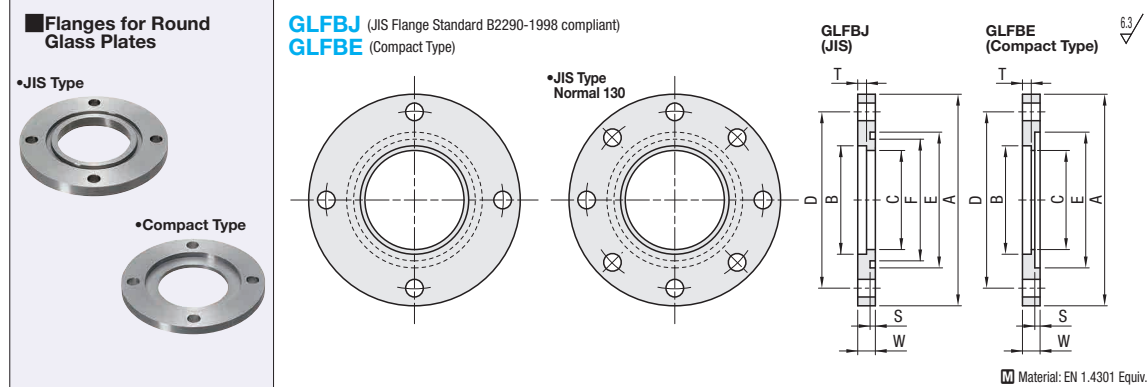


Flanges / Flange Covers for Round Glass Plates

Observation Port Set (Compact Type)

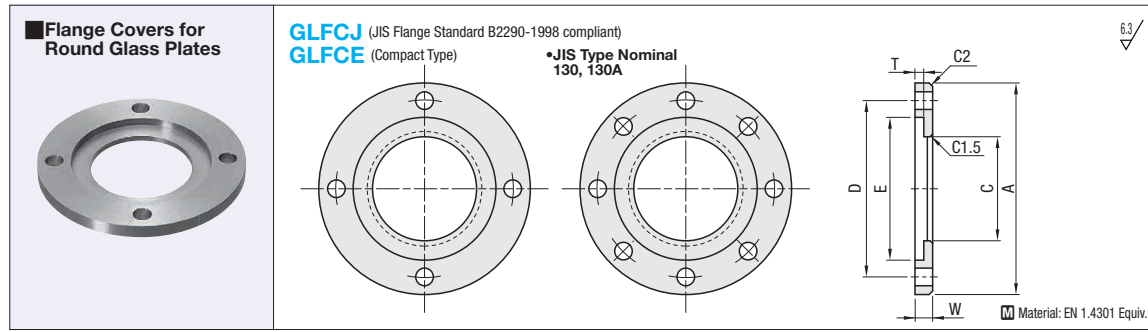
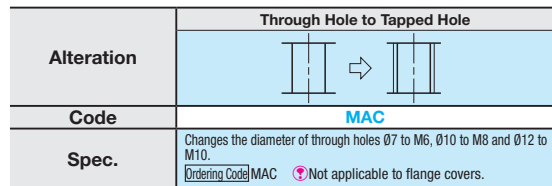
For the flange and flange cover for round glass plates, the JIS-compliant type and the compact type which is 15% smaller than JIS-compliant type in O.D. are offered.



Compact type is not recommended for use in applications where reliability in sealing is required, such as vacuum environment.

Part Number	Type	Nominal (Glass Dia.)	Flange Outer Dia. A	Pipe Outer Dia. B	Weld Inner Dia. C	Through Holes Pitch Circle Dia. D	Pipe Part Depth T	Applicable O-rings	O-ring Groove			Number of Through Hole - Diameter	Applicable Pipe Size		Unit Price	
									Outer Dia. E	Inner Dia. F	Depth S		Flange Thickness W	O.D. x I.D.		JIS3 3459, 3465
GLFBJ (JIS)		50	90	35	32.5	70	4	V40	49	40	2.8	8	4-Ø10	34.0x31.0	25A	
		65	105	49.6	47.1	85	5	V55	64	55	2.8	10	4-Ø10	48.6x45.6	40A	
		95	145	77.3	74.3	120	5	V85	94	85	2.8	10	4-Ø12	76.3x72.3	65A	
		130	185	115.3	112.3	160	6	V120	129	120	2.8	12	8-Ø12	114.3x110.3	100A	
GLFBE (Compact)		50	75	35	32.5	61.5	4	V40	49	-	2.5	8	4-Ø7	34.0x31.0	25A	
		65	90	49.6	47.1	76.5	4	V55	64	-	2.5	8	4-Ø7	48.6x45.6	40A	
		95	125	77.3	74.3	109.5	6	V85	94	-	2.5	10	4-Ø7	76.3x72.3	65A	
		130	160	115.3	112.3	145.5	8	V120	129	-	2.5	12	4-Ø10	114.3x110.3	100A	

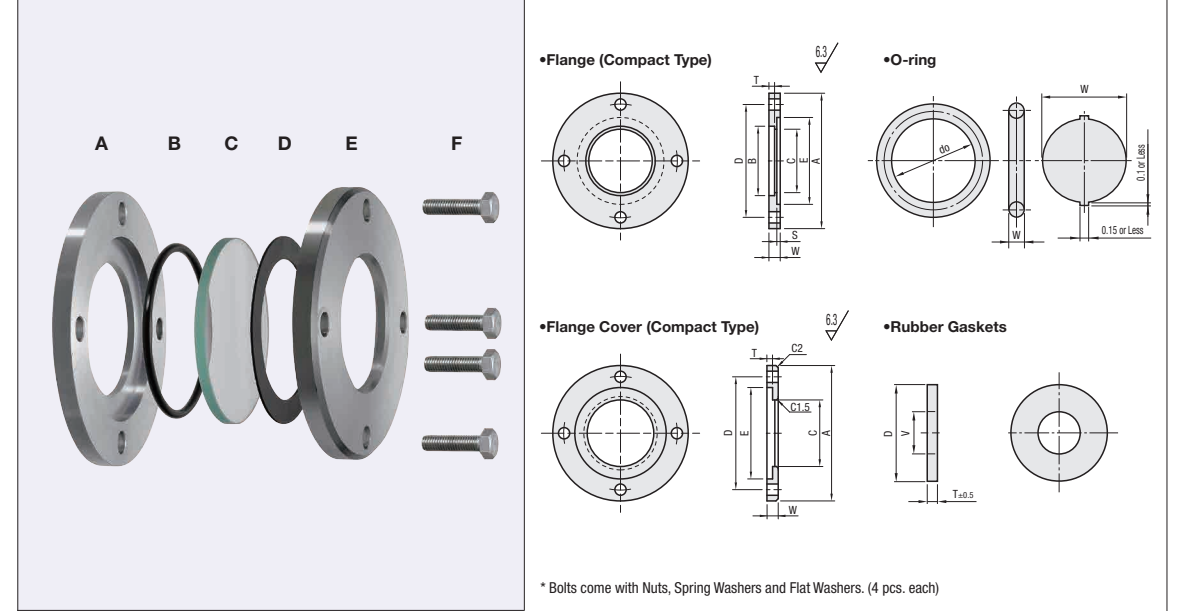
Alterations Part Number - (MAC)
GLFBE65 - MAC



Part Number	Type	Nominal (Glass Dia.)	Glass Thickness	Flange Cover A	Outer Dia. E	Inner Dia. C	Depth T	Cover Thickness W	Through Holes Pitch Circle Dia. D	Number of Through Hole - Diameter	Unit Price
GLFCJ (JIS)		50	3~3.3	90	51	32.5	4.3	7	70	4-Ø10	
		65	3~3.3	105	66	47.1	4.3	7	85	4-Ø10	
		95	5.0	145	96	74.3	6	9	120	4-Ø12	
		130	8	185	131	112.3	9	13	160	8-Ø12	
GLFCE (Compact)		50	3~3.3	75	51	32.5	4.3	7	61.5	4-Ø7	
		65	3~3.3	90	66	47.1	4.3	7	76.5	4-Ø7	
		95	5.0	125	96	74.3	6	9	109.5	4-Ø7	
		130	8	160	131	112.3	9	13	145.5	4-Ø10	

Ordering Example Part Number
GLFBJ50
GLFCE95

Sets of flange, O-ring, glass plate, gasket, flange cover and bolts to match Round Glass Plates.



Part Number	A	B	C	D	E	F
	Flange	O-ring	Round Glass Plates	Rubber Gaskets	Flange Cover	Screw
Standard Type	GLSETN	Nitrile Rubber	Reinforced Glass	Nitrile Rubber	EN 1.4301 Equiv.	EN 1.4301 Equiv. (Nuts, Washers) 4 Sets
Heat Resisting Type (Glass tolerable up to 230°C)	GLSETF	Fluorine	Heat-resistant Glass	Fluorine	EN 1.4301 Equiv.	EN 1.4301 Equiv. (Nuts, Washers) 4 Sets

Part Number	Type	No.	A		B		C	D	E	F	Unit Price
			Flange P987	JIS	O-ring W	do					
Standard Type GLSETN		50	GLFBE50	V40	4	39.5	GLMK-50-3	50-35-1	GLFCE50	M6-30	
		65	GLFBE65	V55		54.5	GLMK-65-3	65-50-1	GLFCE65	M6-30	
		95	GLFBE95	V85		84.0	GLMK-95-5	95-80-1	GLFCE95	M6-30	
		130	GLFBE130	V120		119.0	GLMK-130-8	130-115-1	GLFCE130	M8-40	
Heat Resisting Type GLSETF		50	GLFBE50	V40	4	39.5	GLMH-50-3.3	50-35-1	GLFCE50	M6-30	
		65	GLFBE65	V55		54.5	GLMH-65-3.3	65-50-1	GLFCE65	M6-30	
		95	GLFBE95	V85		84.0	GLMH-95-5	95-80-1	GLFCE95	M6-30	
		130	GLFBE130	V120		119.0	GLMH-130-10	130-115-1	GLFCE130A	M8-40	

Ordering Example Part Number
GLSETF65

Installation
Use as welded to a pipe.
For compatible pipe diameter, refer to the spec. list for Flanges for Round Glass Plates GLFBE on P987.

O-ring and Rubber Gaskets
For purchase of O-rings and rubber gaskets separately, see O-ring: O-ring V Series on P1427 and Rubber Gaskets: Rubber Gasket Products P455.

