
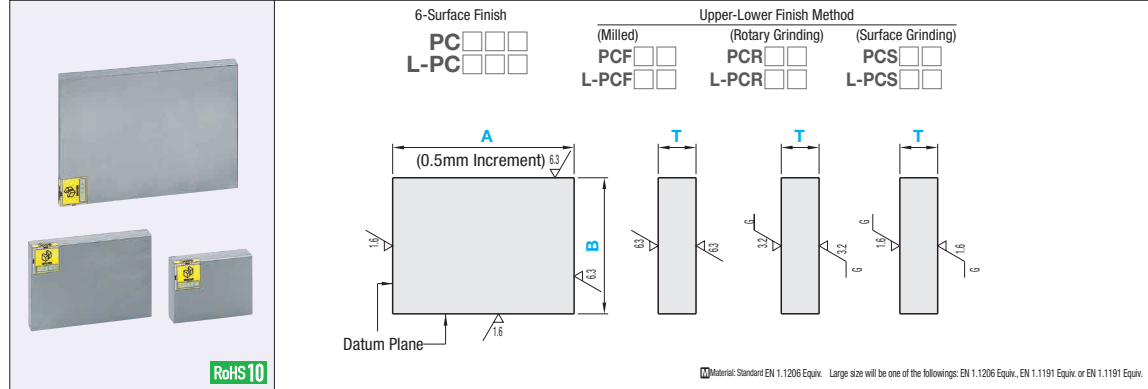


Configurable Plates - EN 1.1206 Equiv.



⚠ Annealed EN 1.1191 Equiv. or EN 1.1191 Equiv. are used as materials for some large sizes.



(Ex.) For PCFQM-49-30-14
 [A Dimension] x [Area Unit Price] = Price

Standard Size A, B, T: 0.5mm Increment

Part Number	A	B	T	Standard Size A, B, T: 0.5mm Increment															
				4, 4.5	5-7	7.5-9	9.5-11	11.5-13	13.5-16	16.5-20	20.5-22	22.5-25	25.5-28	28.5-30	30.5-35	35.5-40	40.5-45	45.5-50	
PCF (6-Surface Milled)	20 ~ 50	20-25	-																
	50.5-75																		
	75.5-100																		
	100.5-250																		
	25.5-50	25.5-40	-																
	50.5-75																		
	75.5-100																		
	100.5-200																		
	200.5-500	40.5-60	-																
	40.5-50																		
	50.5-75																		
	75.5-100																		
	100.5-200	60.5-80	-																
	200.5-500																		
	40.5-50																		
	50.5-75																		
	75.5-100	80.5-100	-																
	100.5-200																		
	200.5-500																		
	40.5-50																		
50.5-75	100.5-125	-																	
75.5-100																			
100.5-125																			
125.5-200																			
200.5-500	125.5-150	-																	
150.5-200																			
200.5-500																			
160.5-200																			
200.5-500	160.5-200	-																	
200.5-500																			
200.5-500																			
200.5-500																			
200.5-500	200.5-250	-																	
200.5-500																			
200.5-500																			
200.5-500																			
250.5-300	250.5-300	-																	
250.5-300																			
250.5-300																			
250.5-300																			

Part Number	A	B	T	Standard Size A, B, T: 0.5mm Increment															
				4, 4.5	5-7	7.5-9	9.5-11	11.5-13	13.5-16	16.5-20	20.5-22	22.5-25	25.5-28	28.5-30	30.5-35	35.5-40	40.5-45	45.5-50	
PCR (6-Surface Milled Upper-Lower Surface Rotary Grinding)	20 ~ 50	20-25	-																
	50.5-75																		
	75.5-100																		
	100.5-250																		
	25.5-50	25.5-40	-																
	50.5-75																		
	75.5-100																		
	100.5-200																		
	200.5-500	40.5-60	-																
	40.5-50																		
	50.5-75																		
	75.5-100																		
	100.5-200	60.5-80	-																
	200.5-500																		
	40.5-50																		
	50.5-75																		
	75.5-100	80.5-100	-																
	100.5-200																		
	200.5-500																		
	40.5-50																		
50.5-75	100.5-125	-																	
75.5-100																			
100.5-125																			
125.5-200																			
200.5-500	125.5-150	-																	
150.5-200																			
200.5-500																			
160.5-200																			
200.5-500	160.5-200	-																	
200.5-500																			
200.5-500																			
200.5-500																			
200.5-500	200.5-250	-																	
200.5-500																			
200.5-500																			
200.5-500																			
250.5-300	250.5-300	-																	
250.5-300																			
250.5-300																			
250.5-300																			

6-Surface Finish							
Upper-Lower Finish Method	Type	① Plate Thickness Tolerance	② A, B Dimension Tolerance	0.5mm Increment			
				A	B	T	
Milled	Standard	PCF	P Q N M	A ≥ B	20 ~ 500	20 ~ 300	4 ~ 50
	Large	L-PCF			300.5 ~ 2000	100 ~ 800	10 ~ 50
Rotary Grinding	Standard	PCR	P Q N M	A ≥ B	20 ~ 500	20 ~ 300	4 ~ 50
	Large	L-PCR			300.5 ~ 1400	100 ~ 1000	10 ~ 50
Surface Grinding	Standard	PCS	P Q N M	A ≥ B	20 ~ 500	20 ~ 300	4 ~ 50
	Large	L-PCS			300.5 ~ 800	100 ~ 500	10 ~ 50

⚠ There are non machinable areas. See the price list for the details.

① Plate Thickness Tolerance

Upper-Lower Finish Method	P	Q	N	M
Milled	+0.1~+0.3	0~+0.2	±0.1	-0.2~0
Rotary Grinding	+0.1~+0.3	0~+0.2	±0.1	-0.2~0
Surface Grinding	+0.1~+0.2	0~+0.1	±0.05	-0.1~0

② A, B Dimension Tolerance

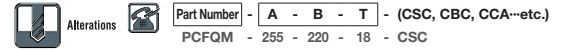
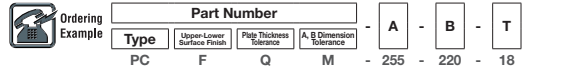
A, B Dimension	P	Q	N	M
250mm or Less	+0.1~+0.3	0~+0.2	±0.1	-0.2~0
250.5mm or More	+0.1~+0.6	0~+0.5	±0.25	-0.5~0

Accuracy Standards - Standard Size (Max. Value)

Item	Upper-Lower Finish Method			
	Milled	Rotary Grinding	Surface Grinding	
Thickness Parallelism (per 100mm)	0.05	0.012	0.012	
Flatness (per 100mm)	T4-7.5	0.1	0.05	0.05
	T8-15.5	0.07	0.03	0.03
	T16-25.5	0.05	0.015	0.015
	T26-50	0.05	0.012	0.012
Perpendicularity of Datum Plane	0.015 per 100mm			
Circumference Chamfering (6-Surface Finish)	C0.2~C0.5			

Accuracy Standards - Large Size (Max. Value)

Item	Milled			Rotary Grinding			Surface Grinding		
	-500	-1000	1000.5~	-500	-1000	1000.5~	-500	500.5~	
Flatness (per O.A.L.)	T10-19.5	0.3	0.4	0.5	0.3	0.4	0.5	0.1	0.2
	T20-29.5	0.2	0.3	0.5	0.2	0.3	0.5	0.05	0.1
	T30-50	0.2	0.3	0.3	0.2	0.3	0.3	0.05	0.1
Thickness Parallelism(per 100mm)	0.05			0.012			0.012		
Perpendicularity of Datum Plane	0.015 per 100mm								
Circumference Chamfering (6-Surface Finish)	C0.2~C0.5								



Alterations	Circumference Chamfering	Corner Cut																																	
Code	CSC, CBC	CCA, CCB, CCC, CCD																																	
Spec.	Changes the circumference chamfering dimension.	Cuts any corners.																																	
	<table border="1"> <thead> <tr> <th>Chamfering Dimension Standards</th> <th>CSC</th> <th>CBC</th> </tr> </thead> <tbody> <tr> <td>C0.2~0.5</td> <td>C 0.1 or Less</td> <td>C0.5~1.0</td> </tr> </tbody> </table>	Chamfering Dimension Standards	CSC	CBC	C0.2~0.5	C 0.1 or Less	C0.5~1.0	<table border="1"> <thead> <tr> <th>1mm Increment</th> <th>1 ~ 5</th> <th>6 ~ 10</th> <th>11 ~ 20</th> <th>21 ~ 30</th> <th>31 ~ 40</th> <th>41 ~ 50</th> </tr> </thead> <tbody> <tr> <td>Ordering Code</td> <td></td> <td></td> <td></td> <td></td> <td></td> <td></td> </tr> <tr> <td>(Ex.) When the corners of A and D are cut by CS</td> <td></td> <td></td> <td></td> <td></td> <td></td> <td></td> </tr> <tr> <td>→ CCAS-CCD5</td> <td></td> <td></td> <td></td> <td></td> <td></td> <td></td> </tr> </tbody> </table>	1mm Increment	1 ~ 5	6 ~ 10	11 ~ 20	21 ~ 30	31 ~ 40	41 ~ 50	Ordering Code							(Ex.) When the corners of A and D are cut by CS							→ CCAS-CCD5					
Chamfering Dimension Standards	CSC	CBC																																	
C0.2~0.5	C 0.1 or Less	C0.5~1.0																																	
1mm Increment	1 ~ 5	6 ~ 10	11 ~ 20	21 ~ 30	31 ~ 40	41 ~ 50																													
Ordering Code																																			
(Ex.) When the corners of A and D are cut by CS																																			
→ CCAS-CCD5																																			

Part Number	A	B	T	Standard Size A, B, T: 0.5mm Increment															
				4, 4.5	5-7	7.5-9	9.5-11	11.5-13	13.5-16	16.5-20	20.5-22	22.5-25	25.5-28	28.5-30	30.5-35	35.5-40	40.5-45	45.5-50	
PCS (All Surface Milled (6-Side Milled) - Surface Grind)	20 ~ 50	20-25	-																
	50.5-75																		
	75.5-100																		
	100.5-250																		
	25.5-50	25.5-40	-																
	50.5-75																		
	75.5-100																		
	100.5-200																		
	200.5-500	40.5-60	-																
	40.5-50																		
	50.5-75																		
	75.5-100																		
	100.5-200	60.5-80	-																
	200.5-500																		
	40.5-50																		
	50.5-75																		
	75.5-100	80.5-100	-																
	100.5-200																		
	200.5-500																		
	40.5-50																		
50.5-75	100.5-125	-																	
75.5-100																			
100.5-125																			
125.5-200																			
200.5-500	125.5-150	-																	
150.5-200																			
200.5-500																			
160.5-200																			
200.5-500	160.5-200	-																	
200.5-500																			
200.5-500																			
200.5-500																			
200.5-500	200.5-250	-																	
200.5-500																			
200.5-500																			
200.5-500																			
250.5-300	250.5-300	-																	
250.5-300																			
250.5-300																			
250.5-300																			

⚠ Sizes larger than plate thickness 50 and precision tolerance are only available on "Material Shop 24 Website". For details, see P.1697.