L-Shaped Welded Angles

Dimension Configurable

RoHS10

Type	Material
LSAW	EN AW-5052 Equiv.
LSUW	EN 1.4301 Equiv.

T	T Tolerance
10, 12	±1.0
15	±1.5

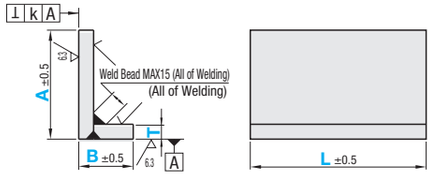

Part Number	A	B	Unit Price										
			LSAW10			LSAW12			LSAW15				
			L50~100	L101~150	L151~200	L50~100	L101~150	L151~200	L50~100	L101~150	L151~200	L201~250	L251~300
LSAW10 LSAW12 LSAW15	101~125	101~125											
	126~150												
	151~175		-	-	-	-	-	-					
	176~200		-	-	-	-	-	-					
	101~125	126~150											
	126~150												
	151~175		-	-	-	-	-	-					
	176~200		-	-	-	-	-	-					
	101~125	151~175	-	-	-	-	-	-					
	126~150		-	-	-	-	-	-					
	151~175		-	-	-	-	-	-					
	176~200		-	-	-	-	-	-					
	101~125	176~200	-	-	-	-	-	-					
	126~150		-	-	-	-	-	-					
	151~175		-	-	-	-	-	-					
	176~200		-	-	-	-	-	-					

Part Number	A	B	Unit Price								
			LSUW10			LSUW12			LSUW15		
			L50~100	L101~150	L151~200	L50~100	L101~150	L151~200	L50~100	L101~150	L151~200
LSUW10 LSUW12 LSUW15	76~100	76~100							-	-	-
	101~125								-	-	-
	126~150								-	-	-
	76~100	101~125							-	-	-
	101~125										
	126~150										
	151~175		-	-	-	-	-	-			
	176~200		-	-	-	-	-	-			
	76~100	126~150							-	-	-
	101~125										
	126~150										
	151~175		-	-	-	-	-	-			
	176~200		-	-	-	-	-	-			
	101~125	151~175	-	-	-	-	-	-			
	126~150		-	-	-	-	-	-			
	151~175		-	-	-	-	-	-			
	176~200		-	-	-	-	-	-			
	101~125	176~200	-	-	-	-	-	-			
	126~150		-	-	-	-	-	-			
	151~175		-	-	-	-	-	-			
	176~200		-	-	-	-	-	-			

Long sides of A and B dims.	Perpendicularity k
76~150	0.10 or Less
151~200	0.15 or Less

Alterations	Corner Cut
	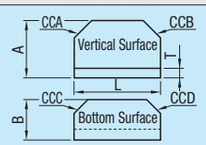
Code	CCA, CCB, CCC, CCD
Spec.	Any corner can be cut. 1 ≤ Corner Cut ≤ 30 Specify in 1mm increment. 1mm Increment / Unit Price: 1~3; 4~10; 11~20; 21~30 Ordering Code (Ex.) When A and D are cut with C5→CCA5-CCD5

Ordering Example: Part Number - A - B - L
LSAW10 - A120 - B120 - L150

Alterations: Part Number - A - B - L - (CKC, SR, WR···etc.)
LSAW10 - A120 - B120 - L150 - WR60

Alterations	Code	Spec.
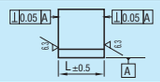	CKC	Both sides of dimension L are machined to be perpendicular to surface A. Ordering Code CKC
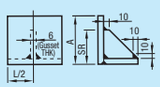	SR	Gusset (t6mm) is welded at the center of dimension L. SR≥A/2 Ordering Code SR80 (Gusset Height = 80mm from Bottom Surface)
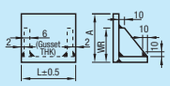	WR	Two gussets (t6mm) are welded 2mm inside from both ends of dimension L. WR≥A/2 Ordering Code WR70 (Gusset Height = 70mm from Bottom Surface)

C-Shaped Structural Steel

RoHS10

Type	Material
CASS	EN 1.0038 Equiv.
CASU	EN 1.4301 Equiv.
CASA	EN AW-6063 Equiv.

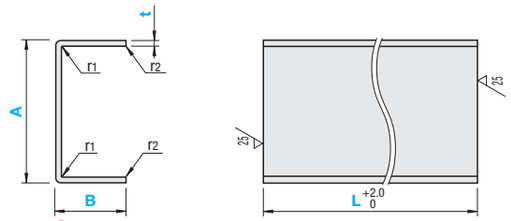

CASA does not come with r_1 or r_2.

Part Number Type	t	A-B	L 1mm Increment	T Tolerance	A	Tolerance	B	Tolerance	(r_1)	(r_2)	Unit Price L30~100	L101~200	L201~400	L401~600	L601~800	L801~1000
CASS	2.3	4020	30~1000	±0.25	40	±1.5	20	±1.5	4	2						
		8040			80		40		8	2						
CASU	3	4020		±0.4	40	±1.5	20	±1.5	4	2						
	5	8040			80	±2.0	40		4.5	3						
CASA	1.5	1515		±0.23	15	±0.35	15	±0.35	-	-						
	2	2525		±0.23	25	±0.38	25	±0.38	-	-						
	2.5	2020		±0.23	20	±0.38	20	±0.38	-	-						
		5025			50	±0.54	25									
	3	4020		±0.23	40	±0.54	20	±0.38	-	-						
		6030			60	±0.92	30	±0.45								
	4	8040		±0.27	80	±0.92	40	±0.54	-	-						
	5	7550			75		50									

Ordering Example: Part Number - A-B - L
CASA2 - 2525 - 400

Alterations: Part Number - A-B - L - (NC)
CASA2 - 2525 - 400 - NC3 - J10 - P80 - K3

Alteration	Code	Spec.
Hole Machining 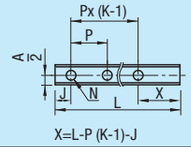	NC	NC: Applicable Bolt Size J: 1mm Increment P: Pitch in 1mm Increment 0≤P K: Number of Holes 1≤K≤10 6≤J 6≤X Ordering Code NC3-J10-P80-K3

NC	Applicable Bolt	N
3	M3	Ø3.5
4	M4	Ø4.5
5	M5	Ø5.5

Metal Boxes

RoHS10

KBXS

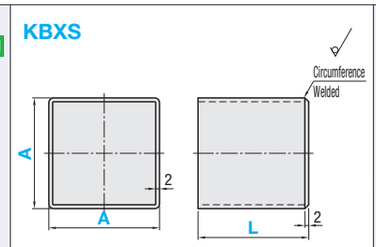

Material: EN 1.4301 Equiv.

Part Number Type	A	L	Unit Price
KBXS	50	50	
		75	
	75	75	
		100	
	100	100	
		150	

Ordering Example: Part Number - L
KBXS75 - 100
STXS100

Box Stays

RoHS10



STXS

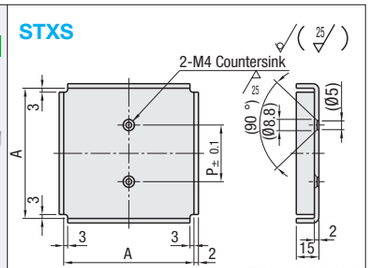

Material: EN 1.4301 Equiv.

Part Number Type	Nominal	A	P	Unit Price
STXS	50	51	25	
	75	76	35	
	100	101	45	

Example
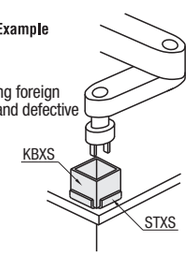
For rejecting foreign materials and defective parts