Hinge Pins
–Lock Nut Type with Shoulder–

CAD Data

D Tolerance (g6)	
4~6	−0.004 −0.012
8 · 10	−0.005 −0.014
12~18	−0.006 −0.017
20~25	−0.007 −0.020

Type: L Dimension Fixed / Standard Nuts	Type: L Dimension Specified / Standard Nuts	Type: L Dimension Specified / U Nuts	M	H	S	A (1 pc.) Standard Nuts	A (1 pc.) U Nuts
CLBDG	CLBGN	CLBGNU	1.1191/ C45E	–	Black Oxide	M 1.0303/C4C (QSt.32.3)	M 1.0040/Ust.42.2 (U-NUT)
CLBDGH	CLBGHN	CLBGHNU		40~45HRC			
–	PCLBGN	PCLBGNU		–	Electroless Nickel Plating	M 1.4301/ X5CrNi18-10	M 1.4301/X5CrNi18-10 (U-NUT)
	PCLBGHN	PCLBGHNU		40~45HRC			
	GCLBGN	GCLBGNU		Plating Hardness 750HV~	Hard Chrome Plating Plating Thickness 3μm or More	M 1.0303/C4C (QSt.32.3)	M 1.0040/Ust.42.2 (U-NUT)
SCLBDG	SCLBGN	SCLBGNU	1.4301/X5CrNi18-10	–	–	M 1.4301/ X5CrNi18-10	M 1.4301/ X5CrNi18-10 (U-NUT)
–	SCLBGHN	SCLBGHNU	1.4125/X105CrMo17 Equivalent	45~50HRC			
	GSCLBGHN	GSCLBGHNU		45~50HRC Plating Hardness 750HV~	Hard Chrome Plating Plating Thickness 3μm or More		

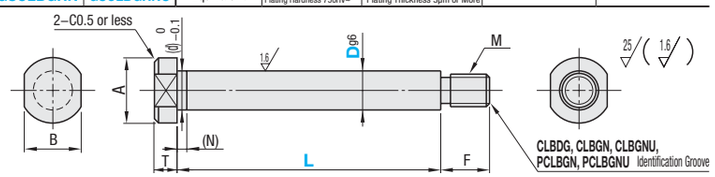

- Refer to P.1382 for details of U nut specifications
- Identification grooves at the side of **CLBDG**, **CLBGN**, **CLBGNU**, **PCLBGN**, **PCLBGNU** for distinction from Hardened Type
- Relief dimension under flange is for reference. L Dimension Tolerance ☞P.608

■L Dimension Fixed Type

Part Number Type	D	L Selection	A	B	T	F	(d)	(N)	M (Coarse)	Attached Nuts	Unit Price Qty. 1~19 CLBDG	CLBDGH	SCLBDG
CLBDG CLBDGH (Hardened Type) SCLBDG (Stainless Steel)	4	10 12 14 15 16 18 20 22 24 25 30	7	5	3	6	3.9	1.5	M 3	M 3x0.5	2,20	2,30	2,70
	5		9	7	4		4.9		M 4	M 4x0.7	2,30	2,40	2,90
	6	15 16 18 20 22 24 25 30	10	8	5	9	5.8		M 5	M 5x0.8	2,60	2,90	3,30
	8	15 16 18 20 22 24 25 30 35 40 45 50	13	10			7.8		M 6	M 6x1.0	2,90	3,20	4,20
	10	18 20 22 24 25 30 35 40 45 50	16	13		12	9.8		M 8	M 8x1.25	3,60	3,90	5,50
	12	22 24 25 30 35 40 45 50	18	14		16	11.8		M10	M10x1.5	4,50	5,10	7,50

Part Number – L
SCLBDG8 – 30

6 Days ☞P.92

■Volume Discount P.92

Quantity	1~19	20~49	50~99	100~199
Rate	Price List	5%	10%	15%

For orders larger than indicated values, please request for quotation.

■L Dimension Specified Type (0.1mm Increment)

Part Number Type	D	L 0.1mm Increment	A	B	T	F	(d)	(N)	M (Coarse)	Attached Nuts	Unit Price Standard Nuts CLBGN	CLBGHN	PCLBGN	PCLBGHN	GCLBGN	SCLBGN	SCLBGHN	GSCLBGHN	U Nuts CLBGNU	CLBGHNU	PCLBGNU	PCLBGHNU	GCLBGNU	SCLBGNU	SCLBGHNU	GSCLBGHNU
Standard Nuts CLBGN CLBGHN PCLBGN PCLBGHN GCLBGN SCLBGN SCLBGHN GSCLBGHN U Nuts CLBGNU CLBGHNU PCLBGNU PCLBGHNU GCLBGNU SCLBGNU SCLBGHNU GSCLBGHNU	4	5.0~ 50.0	7	5	3	6	3.9	1.5	M 3	M 3x0.5	3,00	3,60	3,90	5,00	7,80	4,60	6,20	12,40	–	–	–	–	–	–	–	–
	5	5.0~ 60.0	9	7	4		4.9		M 4	M 4x0.7	3,10	3,80	4,10	5,20	8,20	4,80	6,40	12,80	3,60	4,30	4,70	5,80	9,40	5,90	7,40	14,80
	6	10.0~100.0	10	8		9	5.8		M 5	M 5x0.8	3,20	4,00	4,20	5,40	8,40	5,00	6,60	13,20	3,60	4,40	4,80	6,00	9,60	6,10	7,60	15,20
	8		13	10			7.8		M 6	M 6x1.0	4,10	4,80	5,20	6,50	10,40	6,10	8,10	16,20	4,60	5,30	6,00	7,30	12,00	7,40	9,30	18,60
	10		16	13		12	9.8		M 8	M 8x1.25	4,70	5,60	5,90	7,40	11,80	6,90	9,00	18,00	5,30	6,30	6,90	8,40	13,80	8,50	10,50	21,00
	12	15.0~200.0	18	14		16	11.8		M10	M10x1.5	6,00	6,70	7,60	9,20	15,20	8,90	11,40	22,80	6,90	7,60	9,00	10,60	18,00	11,20	13,60	27,20
	13	20.0~200.0	24	21	5	18	12.8		M12	M12x1.75	6,70	7,00	8,20	9,60	16,40	9,30	11,90	23,80	7,70	8,10	10,10	11,50	20,20	12,50	15,00	30,00
	14						13.8				7,10	7,40	8,50	10,00	17,00	9,50	12,20	24,40	8,20	8,50	10,40	11,90	20,80	12,70	15,30	30,60
	15						14.8				7,50	7,70	8,80	10,30	17,60	9,70	12,50	25,00	8,60	8,80	10,70	12,20	21,40	12,90	15,60	31,20
	16	20.0~200.0					15.8				7,80	8,00	9,10	10,60	18,60	9,90	12,90	25,80	9,00	9,20	11,10	12,60	22,20	13,30	16,10	32,20
	17						16.8				8,50	8,80	10,00	11,70	20,00	10,90	14,20	28,40	9,90	10,30	12,30	14,00	24,60	14,70	17,80	35,60
	18					24	17.8				9,50	9,90	11,10	13,10	22,20	12,20	15,80	31,60	11,10	11,60	13,80	15,80	27,60	16,60	20,00	40,00
	20		27	23			19.8		M16	M16x2.0	10,10	10,60	11,90	14,10	23,80	13,10	17,00	34,00	12,00	12,60	14,90	17,10	29,80	17,90	21,60	43,20
	22						21.8				15,30	16,10	21,20	22,60	42,40	26,00	28,20	56,40	17,50	18,40	24,20	25,60	48,40	30,90	32,80	65,60
	25						24.8				20,50	21,60	30,40	31,00	60,80	38,90	39,30	78,60	23,00	24,10	33,40	34,00	66,80	43,90	43,90	87,80
	30	40.0~200.0	35	32		30	29				25,50	26,60	35,40	36,00	87,10	–	44,30	89,80	28,00	29,10	38,40	39,00	91,20	–	48,90	94,00

SCLBGHN · SCLBGHNU · GSCLBGHN · GSCLBGHNU may be discolored by hardening.

Order Example
Part Number – L
CLBGHN15 – 120.3

Alterations
Part Number – L – (FC, MC, TC, LKC)
CLBGHN15 – 120.3 – FC20 – MC10
Available for L Dimension Specified Type.

Days to Ship
8 Days
Express A 2,00 EUR/ piece ☞P.92
An Express Charge of 5,40 EUR for 3 or more identical pieces.
• Hard 1.1191/1.4125/X105CrMo17, Hard 1.4125/X105CrMo17 Equivalent
10 Days
Express B 5,00 EUR/ piece ☞P.92
An Express Charge of 13,50 EUR for 3 or more identical pieces.

Price

■Volume Discount P.92

Quantity	1	2~4	5~19	20~49
Rate	Price List	5%	10%	15%

For orders larger than indicated values, please request for quotation.

Alterations	Thread Part Length	Thread Diameter	Shoulder Thickness	L Dimension Tolerance
	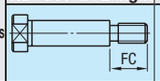	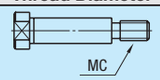	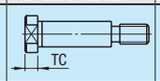	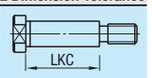
Code	FC	MC	TC	LKC
Spec.	Ordering Code FC4 FC=1 mm Increment M(MC)≤FC≤M(MC)x3	Ordering Code MC3 D / MC (Selection Range) 5 / 3 6 / 3 4 8 / 3 4 5 10 / 4 5 6 12 / 5 6 8 13~18 / 6 8 10 20 · 22 / 8 10 12 25 / 10 12 Not available for D4 and D30. MC3 is not available for U Nut Type.	Ordering Code TC3 TC=0.5mm Increment 2≤TC≤5	Ordering Code LKC Changes the L dimension tolerance to ±0.05.
Price Adder	2,00	2,00	3,00	5,00

Hinge Pins
–Lock Nut Type with Hexagon Socket Head–

CAD Data

Type: Standard Nuts	Type: U Nuts	M	H	S	A (1 pc.) Standard Nuts	A (1 pc.) U Nuts
CLBR	CLBRU	1.1191/C45E	–	Black Oxide	M 1.0303/C4C (QSt.32.3)	M 1.0040/Ust.42.2 (U-NUTS)
CLBRH	CLBRHU		40~45HRC			
PCLBR	PCLBRU		–	Electroless Nickel Plating	M 1.4301/ X5CrNi18-10	M 1.4301/X5CrNi18-10 (U-NUTS)
PCLBRH	PCLBRHU		40~45HRC			
GCLBR	GCLBRU		Plating Hardness 750HV~	Hard Chrome Plating Plating Thickness 3μm or More	M (JIS) SWRM	M 1.0040/Ust.42.2 (U-NUTS)
SCLBR	SCLBRU	1.4301/X5CrNi18-10	–	–	M 1.4301/ X5CrNi18-10	M 1.4301/X5CrNi18-10 (U-NUTS)
SCLBRH	SCLBRHU	1.4125/X105CrMo17 Equivalent	45~50HRC			
GSCLBR	GSCLBRU		45~50HRC Plating Hardness 750HV~	Hard Chrome Plating Plating Thickness 3μm or More		

25 (1.6)

D Tolerance (g6)	
4~6	−0.004 −0.012
8 · 10	−0.005 −0.014
12~18	−0.006 −0.017
20~25	−0.007 −0.020

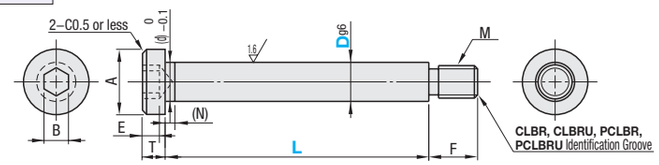

- Refer to P.1382 for details of U nut specifications.
- Identification grooves at the side of **CLBR**, **CLBRU**, **PCLBR**, **PCLBRU** for distinction from Hardened Type
- Relief dimension under the shoulder is for reference.
- L Dimension Tolerance ☞P.608

Part Number Type: Standard Nuts	U Nuts	D	L 0.1mm Increment	A	T	F	B	E	(d)	(N)	M (Coarse Thread)	Attached Nuts
CLBR	CLBRU	4	10.0~ 50.0	7	5	6	2.5	2	3.9	1.5	M 3	M 3x0.5
CLBRH	CLBRHU	5	10.0~ 60.0	9					4.9		M 4	M 4x0.7
PCLBR	PCLBRU	6	10.0~100.0	10		9	3		5.8		M 5	M 5x0.8
PCLBRH	PCLBRHU	8	10.0~100.0	13			5	3	7.8		M 6	M 6x1.0
GCLBR	GCLBRU	10		16		12	6	4	9.8		M 8	M 8x1.25
SCLBR	SCLBRU	12	10.0~200.0	18		16			11.8		M10	M10x1.5
SCLBRH	SCLBRHU	13	20.0~200.0	24		18			12.8		M12	M12x1.75
GSCLBR	GSCLBRU	14					8	5	13.8			
		15							14.8			
		16	20.0~200.0						15.8			
		17							16.8			
		18							17.8			
		20		27		24	10	6	19.8		M16	M16x2.0
		22	20.0~200.0						21.8			
		25		30			12	8	24.8			

SCLBRH · SCLBRHU · GSCLBR · GSCLBRU may be discolored by hardening.

Order Example
Part Number – L
CLBR15 – 120.3

Days to Ship
8 Days
Express A 2,00 EUR/ piece ☞P.92
An Express Charge of 5,40 EUR for 3 or more identical pieces.
• Hard 1.1191/1.4125/X105CrMo17, Hard 1.4125/X105CrMo17 or Equivalent
10 Days
Express B 5,00 EUR/ piece ☞P.92
An Express Charge of 13,50 EUR for 3 or more identical pieces.

Price

■Volume Discount P.92

Quantity	1	2~4	5~19	20~49
Rate	Price List	5%	10%	15%

For orders larger than indicated values, please request for quotation.

D	Unit Price Standard Nuts CLBR	CLBRH	PCLBR	PCLBRH	GCLBR	SCLBR	SCLBRH	GSCLBR	U Nuts CLBRU	CLBRHU	PCLBRU	PCLBRHU	GCLBRU	SCLBRU	SCLBRHU	GSCLBRU
4	3,80	4,60	4,80	5,90	9,60	5,80	7,20	14,40	–	–	–	–	–	–	–	–
5	3,90	4,90	4,90	6,20	9,80	6,00	7,50	15,00	4,20	5,20	5,60	6,80	11,20	7,00	8,50	17,00
6	4,00	5,00	5,10	6,40	10,20	6,30	7,80	15,60	4,20	5,20	5,70	7,00	11,40	7,30	8,80	17,60
8	5,20	6,20	6,40	7,80	12,80	7,60	9,50	19,00	5,50	6,50	7,10	8,60	14,20	8,80	10,70	21,40
10	6,00	7,20	7,20	8,90	14,40	8,50	10,60	21,20	6,40	7,60	8,20	9,80	16,40	10,00	12,10	24,20
12	7,30	8,60	8,90	10,90	17,80	10,50	13,20	26,40	7,90	9,20	10,30	12,30	20,60	12,70	15,40	30,80
13	8,90	8,90	10,00	11,40	20,00	11,20	13,90	27,80	9,60	9,60	11,90	13,30	23,80	14,30	17,00	34,00
14	9,10	9,40	10,20	11,70	20,40	11,40	14,10	28,20	9,80	10,10	12,10	13,60	24,20	14,50	17,20	34,40
15	9,30	9,80	10,40	12,00	20,80	11,50	14,30	28,60	10,00	10,50	12,30	13,90	24,60	14,60	17,40	34,80
16	9,50	10,20	10,60	12,40	21,20	11,80	14,70	29,40	10,30	11,00	12,60	14,40	25,20	15,00	17,90	35,80
17	10,40	11,20	11,60	13,60	23,20	12,90	16,10	32,20	11,40	12,20	13,90	15,90	27,80	16,50	19,70	39,40
18	11,50	12,60	12,90	15,20	25,80	14,40	17,90	35,80	12,70	13,80	15,60	17,90	31,20	18,50	22,10	44,20
20	12,30	13,50	13,80	16,30	27,60	15,40	19,20	38,40	13,70	14,90	16,80	19,30	33,60	20,00	23,80	47,60
22	18,90	18,10	23,40	25,80	46,80	28,10	33,60	67,20	20,30	22,00	26,40	30,10	52,80	32,70	38,20	76,40
25	25,40	27,70	33,00	35,30	66,00	40,70	47,90	95,80	26,80	29,10	36,00	40,80	72,00	45,30	52,50	105,00

Alterations
Part Number – L – (FC, MC, LKC, HC)
CLBR10 – 50.5 – FC8

Alterations	Thread Part Length	Thread Diameter	L Dimension Tolerance	Shoulder Diameter Cut
	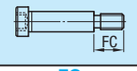			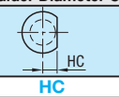
Code	FC	MC	LKC	HC
Spec.	Ordering Code FC4 FC=1 mm Increment M(MC)≤FC≤M(MC)x3	Ordering Code MC3 D / MC (Selection Range) 5 / 3 6 / 3 4 8 / 3 4 5 10 / 4 5 6 12 / 5 6 8 13~18 / 6 8 10 20 · 22 / 8 10 12 25 / 10 12 Not available for D4. MC3 is not available for U Nut Type.	Ordering Code LKC Changes the L dimension tolerance to ±0.05.	Ordering Code HC · D=4~8 HC=A/2–1 · D=10~25 HC=A/2–2
Price Adder	2,00	2,00	5,00	3,00