



Cable Carriers

- SlitType-

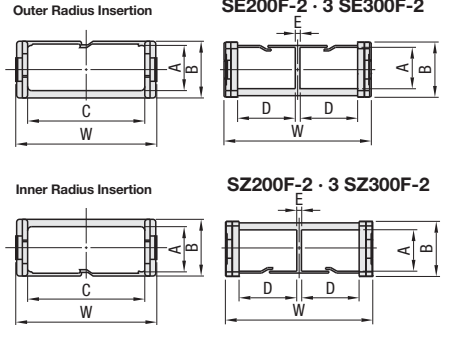
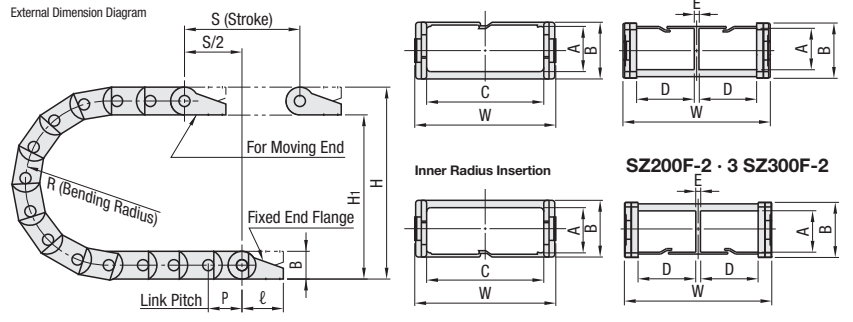


CAD Data



Outer Radius Mount Main Body + Flange	Inner Radius Mount Main Body + Flange
SE045F	SZ045F
SE08F	SZ08F
SE14F	SZ14F
SE16F	SZ16F
SE200F	SZ200F
SE300F	SZ300F

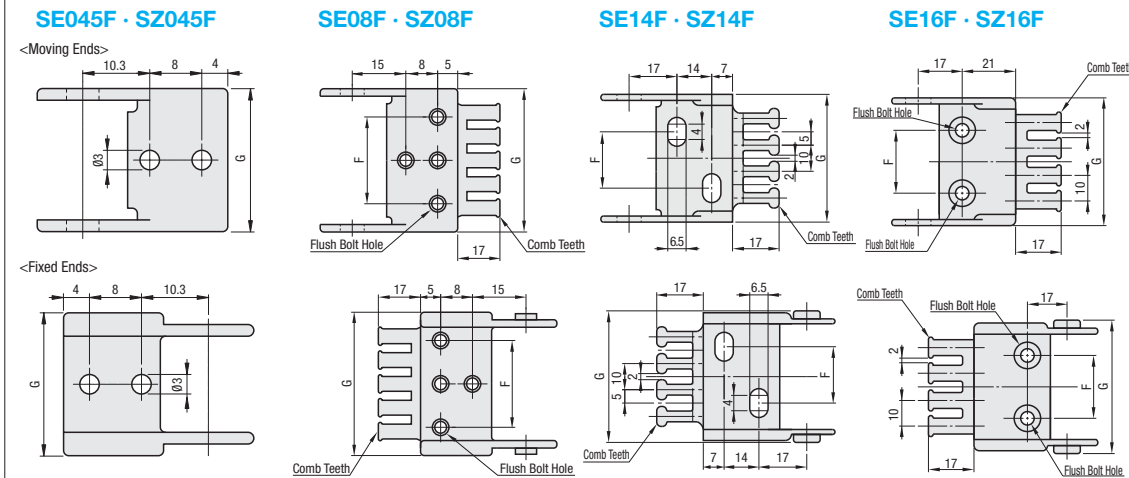
<Cautions>
 Ⓢ A package includes a cable carrier assembled with specified no. of links and two corresponding flanges (1 Moving End + 1 Fixed End).
 Ⓢ Should be mounted as the fixed end of the flange on the lower part and the moving end on the upper part (Refer to the Positional Relationship in External Dimension Diagram).
 Ⓢ Insert cables through slits (openings) on the external or internal circumference.
 Cross-Section



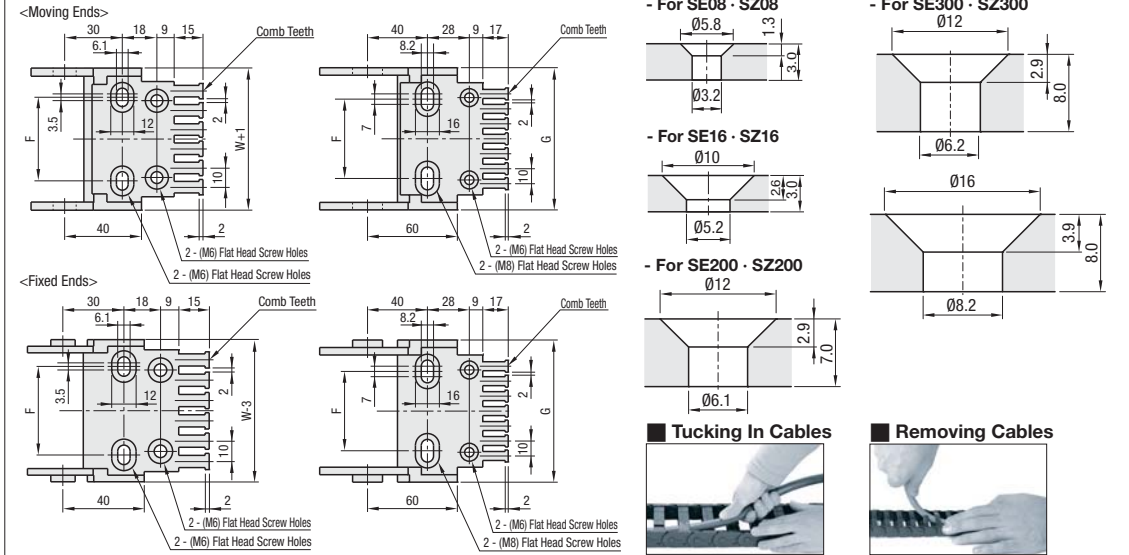
Material: Special Plastic Operating Temp. -30°C ~ 100°C Flammability Standard UL94-V2

No need for link assembly

Flange Dimension Diagram



Flat Head Countersunk Screws



Tucking In Cables



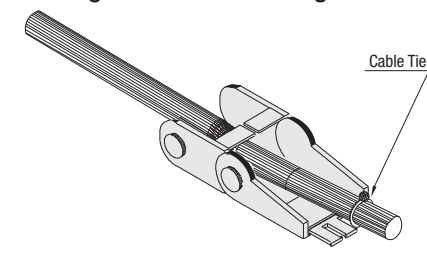
Removing Cables



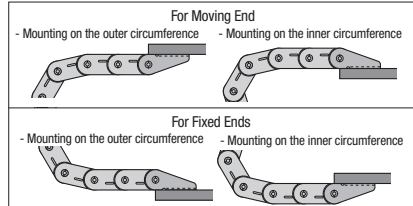
Part Number Type	Bending Radius Selectable	No. of Links	H (Mounting Height)	H ₁	HF (Required Physical Height)	K (Arc-Allowance)	P	B	ℓ
SE045F SZ045F	018	1~27	50	37.5	60	95	13	12.5	22.3
	028	1~29	70	57.5	80	120			
	038	1~31	90	77.5	100	145			
SE08F SZ08F	028	1~37	76	56.7	91	130	20	19.3	28
	048	1~40	116	96.7	131	190			
	028	1~30	82	57	92	150			
	038	1~30	102	77	112	185			
	048	1~30	122	97	132	215			
SE14F SZ14F	075	1~30	177	152	187	300	30.5	25	38
	100	1~33	227	202	237	375			
	060	1~30	159	120	174	270			
	075	1~30	189	150	204	305			
SE16F SZ16F	100	1~33	239	200	254	395	30.5	39	38
	055	1~28	145	110	185	276			
	075	1~30	185	150	225	346			
	100	1~31	235	200	275	414			
SE200F SZ200F	150	1~35	335	300	375	578	46	35	72
	200	1~38	435	400	475	742			
	075	1~29	215	148	255	400			
	100	1~30	265	198	305	500			
	125	1~33	315	248	355	650			
SE300F SZ300F	150	1~33	365	298	405	725	67	64	94
	200	1~36	465	398	505	875			
	250	1~38	565	498	605	1050			
	300	1~41	665	598	705	1225			
	075	1~29	215	148	255	400			
	100	1~30	265	198	305	500			

Part Number Type	Bending Radius Selectable	A	B	C	D	E	W	F	G	Number of Comb Teeth	Per Link Weight (g)	€ Unit Price (One Link € Unit Price x Link Qty.) +Flange (2 pcs.) Price
SE045F SZ045F	018	9.4	12.5	16	-	-	23	-	22	-	1.4	
	028											
	038											
SE08F SZ08F	028	14.6	19.3	16	-	-	24.2	-	24.2	2	3.1	
	038											
	048											
	048											
	048											
SE14F SZ14F	028	19	25	15	-	-	27	-	26.3	2	9.3	
	038											
	048											
	100											
SE16F SZ16F	060	32	39	23	-	-	37.5	12	35.5	3	15.5	
	075											
	100											
	100											
SE200F SZ200F	055	24.3	35	57	-	-	74.4	44	-	6	32	
	075											
	200											
SE300F SZ300F	075	48.5	64	75	-	-	95	53	95	7	107	
	100											
	125											
	150											
	200											
	300											

Flange and Cable Securing Methods



Mounting Direction Ⓢ Commonly used for both outer and inner circumferences. Except SE045F and SZ045F moving ends can not be mounted on the outer circumference.



Ⓢ In the case of new designs, there may be a possibility that carrier links run short. It is recommended that links are selected longer by one or two links, and are adjusted (removed) at the time of installing (removing) device.

Order Example	Part Number	Bending Radius	No. of Links
	SE14F-3	048	20
Price	Volume Discount	Ⓢ Round down to one Cent P87	
	Quantity	1-29	30-39
	Rate	€ Unit Price	35%

Days to Ship **8 Days** P.88
 Ⓢ Working days for this product do not include Saturday and other holidays.

Ⓢ For orders larger than indicated quantity, please request a quotation.