

DIN Type 1.2344 equivalent + Nitrided
 DIN Type 1.2344 equivalent + Hardened

STRAIGHT EJECTOR SLEEVES

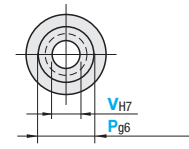
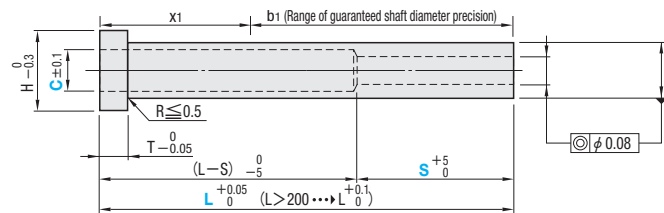
— 0.08 DIMENSIONS SPECIFY TYPE —



Part No.	M	H	T P	T V	Applicable center pin shaft diameter tolerance
D-ESNB	1.2344 equivalent+Nitrided	Surface: 900HV Base Material: 40±3HRC		H7	*Note that for sleeves with V dimension tolerance of H7, combination with center pins that have shaft diameter tolerance -0.005 is not recommended. The reason for this is the fitting section S are longer.
D-ESDB	1.2344 equivalent	Base Material: 50~55HRC		H7	

P _{g6}				
P ≤ 6	6.5 ≤ P ≤ 10	12 ≤ P ≤ 16	P = 20	
-0.004	-0.005	-0.006	-0.007	
-0.012	-0.014	-0.017	-0.020	

V _{H7}			
V ≤ 3.0	3.1 ≤ V ≤ 6.0	6.1 ≤ V ≤ 10.0	V ≥ 10.1
+0.010 0	+0.012 0	+0.015 0	+0.018 0



Dimension C remains unchanged

Range of guaranteed shaft diameter precision (b1=L-x1) x1 max.40

- Nitriding may extend to the head as it is applied after dimension V and P machining.
- When the diameter (P) portion of the stepped center pin is inserted into the relief hole (C), make sure relief hole (C) ≥ pin diameter (P)+1.0

H	T	Part No.		L		P	V	C	Cmax.	S
		Type	No.	0.01mm increments	0.1mm increments					
8	3	D-ESNB	(1.2344 equivalent + Nitrided)	4	40.00~200.00	3.50~3.99	1.5~1.9	C ≥ V+0.5 and C ≤ P-1.5	2.4	20~100
				4.5		4.01~4.49	1.5~2.4			
				5		4.51~4.99	2.0~2.9			
				5.5		5.01~5.49	2.0~3.4			
				6		5.51~5.99	2.0~3.9			
10	5	D-ESDB	(1.2344 equivalent + Hardened)	6	40.00~300.00	6.01~6.49	2.0~4.4	C ≥ V+0.5 and C ≤ P-1.5	2.4	20~100
				6.5		6.51~6.99	2.0~4.9			
				7		7.01~7.49	2.0~5.4			
				7.5		7.51~7.99	2.5~5.9			
				8		8.01~8.99	2.5~6.9			
12	7	D-ESDB	(1.2344 equivalent + Hardened)	9	70.00~500.00	9.01~9.99	2.5~7.9	C ≥ V+0.5 and C ≤ P-1.5	2.4	20~100
				10		10.01~11.99	2.5~9.9			
				12		12.01~14.99	2.5~12.0			
				15		15.01~15.99	2.5~13.0			
				16		16.01~19.99	3.0~16.0			

V ≤ P - 2.0


Order Part No. - L - P - V - C - S
 D-ESNB 4 - 200 - P3.5 - V1.5 - C2.0 - S30

Alterations Part No. - L - P - V - C - S - (KC · WKC...etc.) Alteration details P.4
 D-ESDB 10 - 300 - P9.1 - V5.5 - C6.2 - S50 - HC10

DIN Type 1.2344 equivalent + Nitrided
 DIN Type 1.2344 equivalent + Hardened

STEP EJECTOR SLEEVES

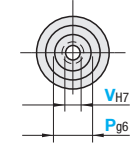
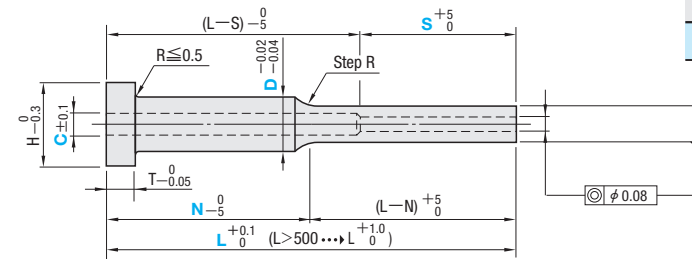
— 0.08 DIMENSIONS SPECIFY TYPE —



Part No.	M	H	T P	T V	Applicable center pin shaft diameter tolerance
D-ESNF	1.2344 equivalent+Nitrided	Surface: 900HV Base Material: 40±3HRC		H7	*Please note that the ejector sleeve with a V dimension tolerance of H7 has a long precision fitting portion S and is not suitable for use with a center pin with a shaft diameter tolerance of -0.005 .
D-ESDF	1.2344 equivalent	Base Material: 50~55HRC		H7	

P _{g6}				
P ≤ 6	6.5 ≤ P ≤ 10	12 ≤ P ≤ 16	P = 20	
-0.004	-0.005	-0.006	-0.007	
-0.012	-0.014	-0.017	-0.020	

V _{H7}			
V ≤ 3.0	3.1 ≤ V ≤ 6.0	6.1 ≤ V ≤ 10.0	V ≥ 10.1
+0.010 0	+0.012 0	+0.015 0	+0.018 0



Dimension C remains unchanged

- Nitriding may extend to the head as it is applied after dimension V, D and P machining.
- When the diameter (D) portion of the stepped center pin is inserted into the relief hole (C) of D-ESNF, D-ESDF type, make sure relief hole (C) ≥ pin diameter (D) + 1.0

H	T	Part No.		L		V	P	C	Cmax.	N	S		
		Type	D	0.01mm increments	0.1mm increments							0.1mm increments	0.01mm increments
10	3	D-ESNF	(1.2344 equivalent + Nitrided)	5	50.00~300.00	2.0~3.0	3.50~4.95	C ≥ V+0.5 and C ≤ P-1.0	3.5	N ≤ L/3	20~100		
				5.5								2.0~3.5	3.50~5.45
12	5	D-ESDF	(1.2344 equivalent + Hardened)	6	50.00~500.00	2.0~4.0	4.00~5.95	C ≥ V+0.5 and C ≤ P-1.0	4.0	N ≤ L/3	20~100		
				6.5								2.0~4.5	4.00~6.45
				7								4.00~6.95	4.00~6.95
				7.5								2.0~5.0	4.00~7.45
				8								2.5~5.5	5.00~7.95
14	7	D-ESDF	(1.2344 equivalent + Hardened)	9	70.00~500.00	3.0~6.5	6.00~8.95	C ≥ V+0.5 and C ≤ P-1.5	5.0	N ≤ L/3	20~100		
				10								3.5~7.5	6.00~9.95
				12								4.0~8.5	7.50~11.95
16	8	D-ESDF	(1.2344 equivalent + Hardened)	15	70.00~500.00	5.0~10.5	10.00~14.95	C ≥ V+0.5 and C ≤ P-1.5	6.0	N ≤ L/3	20~100		
				16								5.0~11.5	12.00~15.95
				18								5.0~11.5	12.00~15.95
				20								7.0~16.0	14.50~19.95

Lower limit of P and V

L	D	5 · 5.5	6~7	7.5 · 8	9~20
L ≤ 300		P ≥ V+1.5	P ≥ V+1.5	P ≥ V+1.5	P ≥ V+2
L > 300 and (L-N-10) ≤ S		—	P ≥ V+3	P ≥ V+4	P ≥ V+4.5
L > 300 and (L-N-10) > S		—	P ≥ (V+3) and (P-C)/2 ≥ 0.75	P ≥ (V+4) and (P-C)/2 ≥ 0.75	P ≥ (V+4.5) and (P-C)/2 ≥ 0.75

Order Part No. - L - V - P - C - N - S
 D-ESNF 12 - 200.05 - V4.5 - P7.55 - C6.0 - N120 - S85

Alterations Part No. - L - V - P - C - N - S - (KC · WKC...etc.) Alterations details P.4
 D-ESDF 6 - 150.00 - V3.0 - P5.50 - C4.0 - N80 - S85 - KC3.5