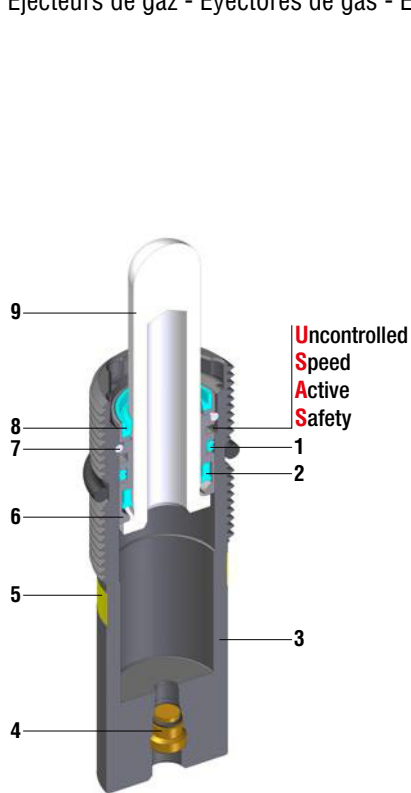


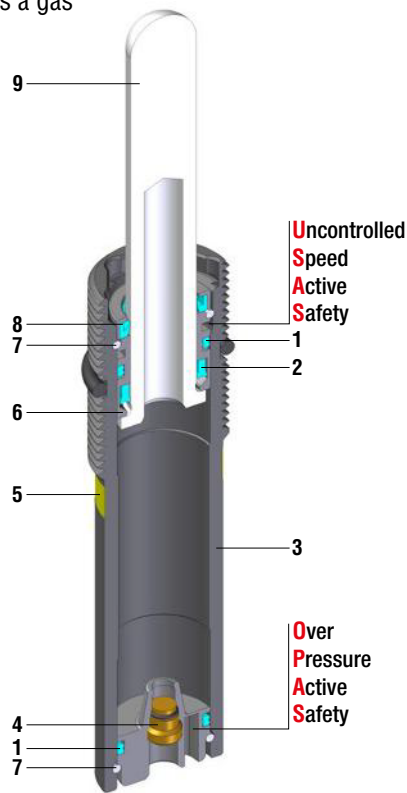
# GSNE/GSNG series

GSNE :	VDI	BMW	Ford
	VW		
GSNG :	VDI	GM	FCA

Gas ejectors - Federnde Druckstücke  
Éjecteurs de gaz - Eyectores de gas - Eyectores a gás



Cu 10 ÷ 50



Cu 60 ÷ 125

1	Dual ring seal
2	Rod seal
3	Body
4	Valve
5	Force color code
6	Bush
7	Retaining ring
8	Rod wiper
9	Rod (nitrited superfinished)

SEALING	ROD SEAL
DESIGN	BUSH - BODY DESIGN

## Available versions

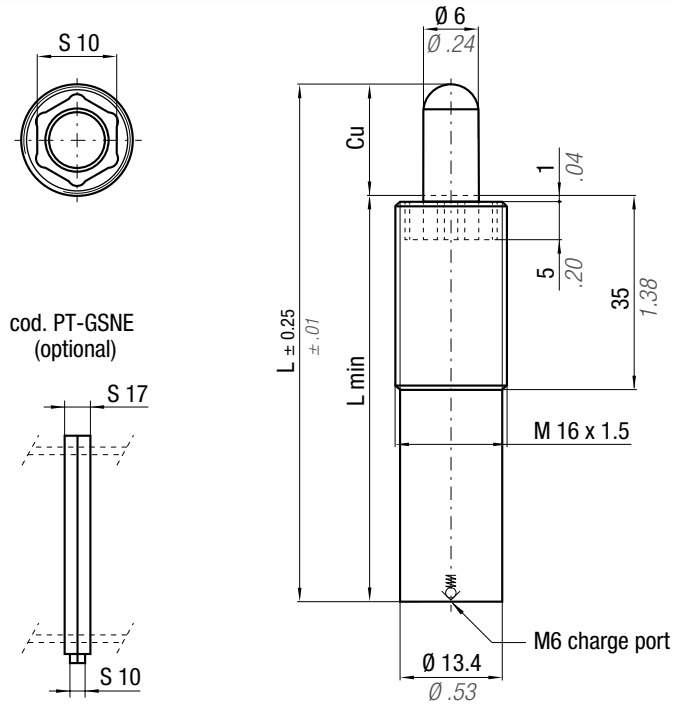


Standard code

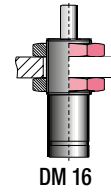


Self contained

Model	Body Ø		Stroke Cu		Initial force FO		OSAS	USAS	OPAS	SKUDO
	mm	inch	mm	inch	daN	lb				
GSNE16-1.5	M 16 x 1.5	M 16 x 1.5	10 - 125	0.39 - 4.92	3 - 42	7 - 95	-	✓	-	-
GSNE16-2	M 16 x 2	M 16 x 2	10 - 125	0.39 - 4.92	3 - 42	7 - 95	-	✓	-	-
GSNG16-1.5	M 16 x 1.5	M 16 x 1.5	10 - 100	0.39 - 3.94	3 - 42	7 - 95	-	✓	-	-
GSNE24-1.5	M 24 x 1.5	M 24 x 1.5	10 - 50	0.39 - 1.97	11 - 170	25 - 382	-	✓	-	-
GSNE24-1.5	M 24 x 1.5	M 24 x 1.5	60 - 125	2.36 - 4.92	11 - 170	25 - 382	-	✓	✓	-
GSNG24-1.5	M 24 x 1.5	M 24 x 1.5	10 - 50	0.39 - 1.97	11 - 170	25 - 382	-	✓	-	-
GSNG24-1.5	M 24 x 1.5	M 24 x 1.5	60 - 100	2.36 - 3.94	11 - 170	25 - 382	-	✓	✓	-



Fixings



\* F<sub>1i</sub> =

Isothermal end force at 100% Cu

\*\* F<sub>1p</sub> =

Polytropic end force at 100% Cu

p. 16

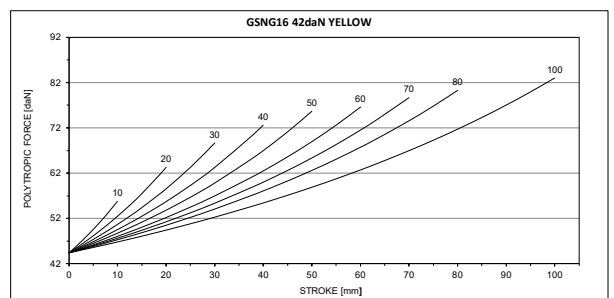
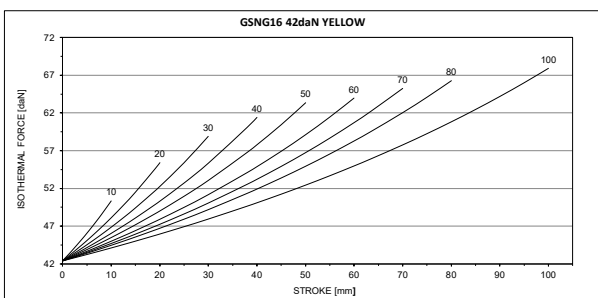
N <sub>2</sub>	°F 32 - 176	°C 0 - 80	ΔP ± 0.33 %/°C	P max 150 bar 2175 psi	P min 10 bar 145 psi	S 0.28 cm <sup>2</sup> 0.043 in <sup>2</sup>	SPM ~ 50 - 100 (at 20°C)	Max Speed 1.8 m/s	Maintenance kit Disposable					
CALLOUT	Cu		L		L min				Force color code	P	F <sub>0</sub> Initial force ± 5%	F <sub>1i</sub> End force*	F <sub>1p</sub> End force**	
	mm	inch	mm	inch	mm	inch	~Kg	~lb	2014/68/EU	bar	psi	+20°C daN	+68°F lb	
GSNE16-1.5-10-...	10	0.39	65	2.56	55	2.17	0.05	0.11	✓					
GSNE16-1.5-20-...	20	0.79	85	3.35	65	2.56	0.06	0.13	✓					
GSNE16-1.5-30-...	30	1.18	105	4.13	75	2.95	0.07	0.15	✓					
GSNE16-1.5-40-...	40	1.57	125	4.92	85	3.35	0.07	0.15	✓					
GSNE16-1.5-50-...	50	1.97	145	5.71	95	3.74	0.08	0.18	✓					
GSNE16-1.5-60-...	60	2.36	165	6.50	105	4.13	0.08	0.18	✓					
GSNE16-1.5-70-...	70	2.76	185	7.28	115	4.53	0.09	0.20	✓					
GSNE16-1.5-80-...	80	3.15	205	8.07	125	4.92	0.10	0.22	✓					
GSNE16-1.5-100-...	100	3.94	245	9.65	145	5.71	0.11	0.24	✓					
GSNE16-1.5-125-...	125	4.92	295	11.61	170	6.69	0.12	0.26	✓					

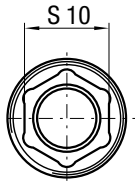
Force color code	P	F <sub>0</sub> Initial force ± 5%	F <sub>1i</sub> End force*	F <sub>1p</sub> End force**		
PR	12	174	4	9	1.56 x F <sub>0</sub>	2.03 x F <sub>0</sub>
GR	20	290	6	14	1.56 x F <sub>0</sub>	2.03 x F <sub>0</sub>
BU	40	580	11	25	1.56 x F <sub>0</sub>	2.03 x F <sub>0</sub>
RD	75	1088	21	47	1.56 x F <sub>0</sub>	2.03 x F <sub>0</sub>
YW	150	2175	42	95	1.56 x F <sub>0</sub>	2.03 x F <sub>0</sub>
BK	10-150	145-2175	3-42	7-95	1.56 x F <sub>0</sub>	2.03 x F <sub>0</sub>

P = nominal charging pressure

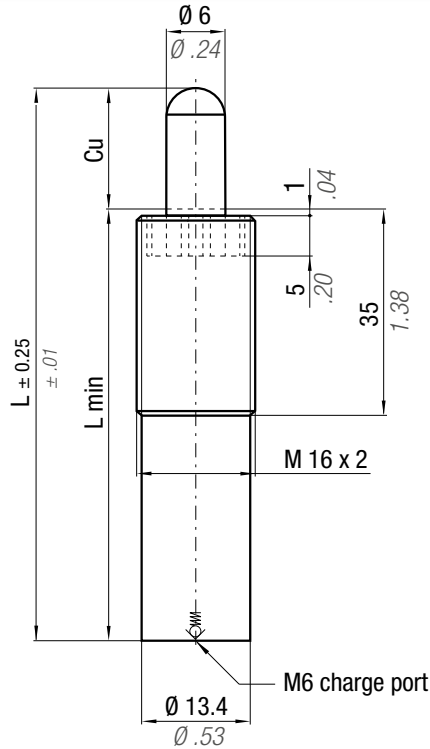
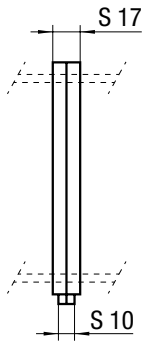
Order Callout Example:  
**GSNE16-1.5-50-YW**  
**GSNE16-1.5-50-BK-BAR50**



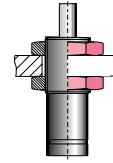
# GSNG 16 x 2



cod. PT-GSNE  
(optional)



## Fixings



39DM16-2A

\*  $F_{1i}$  =

Isothermal  
end force  
at 100% Cu

p. 16

\*\*  $F_{1p}$  =

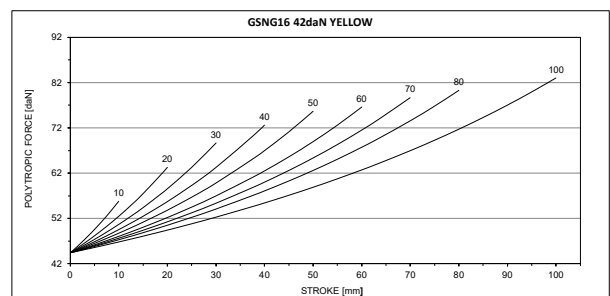
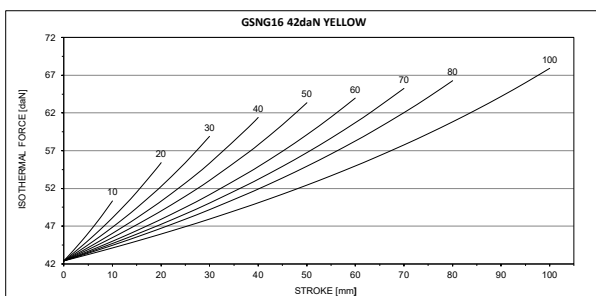
Polytropic  
end force  
at 100% Cu

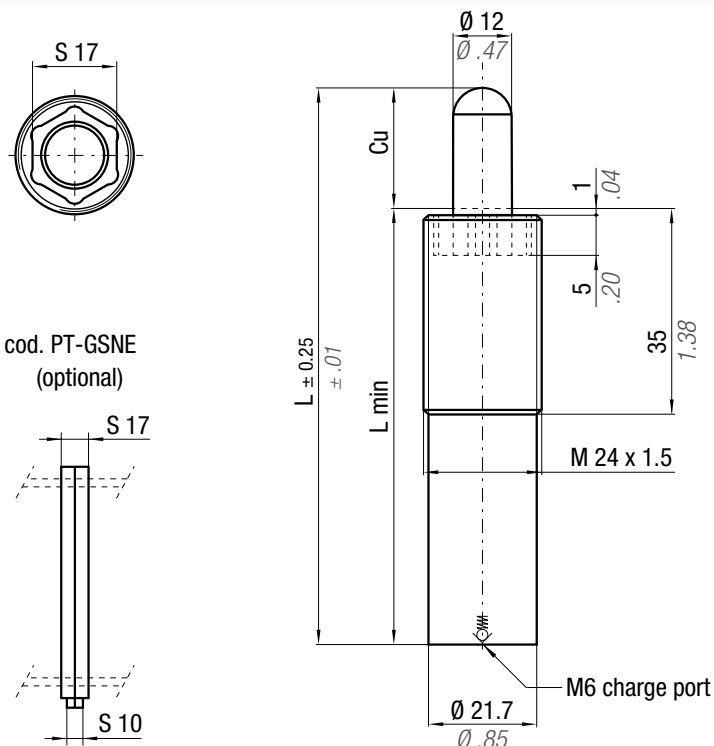
CALLOUT	Cu		L		L min		PED		Force color code	P		F <sub>0</sub> Initial force ± 5%		F <sub>1i</sub> End force*	F <sub>1p</sub> End force**	
	mm	inch	mm	inch	mm	inch	~Kg	~lb		2014/68/EU	bar	psi	+20°C daN			+68°F lb
GSNE16-2-10-...	10	0.39	65	2.56	55	2.17	0.05	0.11	✓	PR	12	174	4	9	1.56 x F <sub>0</sub>	2.03 x F <sub>0</sub>
GSNE16-2-20-...	20	0.79	85	3.35	65	2.56	0.06	0.13	✓	GR	20	290	6	14	1.56 x F <sub>0</sub>	2.03 x F <sub>0</sub>
GSNE16-2-30-...	30	1.18	105	4.13	75	2.95	0.07	0.15	✓	BU	40	580	11	25	1.56 x F <sub>0</sub>	2.03 x F <sub>0</sub>
GSNE16-2-40-...	40	1.57	125	4.92	85	3.35	0.07	0.15	✓	RD	75	1088	21	47	1.56 x F <sub>0</sub>	2.03 x F <sub>0</sub>
GSNE16-2-50-...	50	1.97	145	5.71	95	3.74	0.08	0.18	✓	YW	150	2175	42	95	1.56 x F <sub>0</sub>	2.03 x F <sub>0</sub>
GSNE16-2-60-...	60	2.36	165	6.50	105	4.13	0.08	0.18	✓	BK	10-150	145-2175	3-42	7-95	1.56 x F <sub>0</sub>	2.03 x F <sub>0</sub>
GSNE16-2-70-...	70	2.76	185	7.28	115	4.53	0.09	0.20	✓							
GSNE16-2-80-...	80	3.15	205	8.07	125	4.92	0.10	0.22	✓							
GSNE16-2-100-...	100	3.94	245	9.65	145	5.71	0.11	0.24	✓							
GSNE16-2-125-...	125	4.92	295	11.61	170	6.69	0.12	0.26	✓							

P = nominal charging pressure

## Order Callout Example:

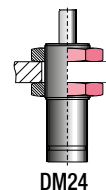
GSNE16-2-50-YW  
GSNE16-2-50-BK-BAR50





cod. PT-GSNE (optional)

### Fixings



\*  $F_{1i}$  =

Isothermal end force at 100% Cu

\*\*  $F_{1p}$  =

Polytropic end force at 100% Cu



p. 16



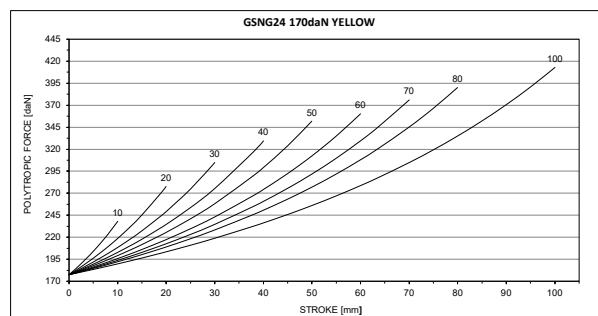
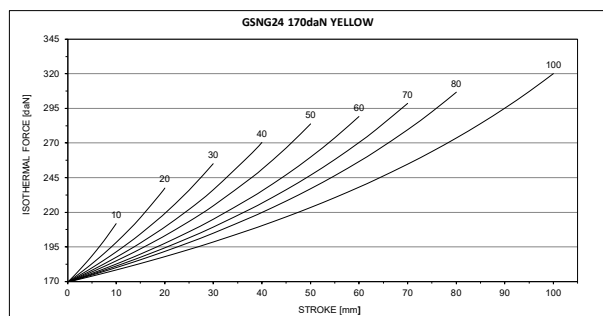
CALLOUT	Cu		L		L min		Weight		PED 2014/68/EU	Force color code	P		F0 Initial force ± 5% +20°C +68°F daN lb	F1i End force*	F1p End force**	
	mm	inch	mm	inch	mm	inch	~Kg	-lb			bar	psi				
GSNE24-1.5-10-...	10	0.39	65	2.56	55	2.17	0.16	0.35	✓	GR	20	290	23	52	1.85 x F0	2.53 x F0
GSNE24-1.5-20-...	20	0.79	85	3.35	65	2.56	0.18	0.40	✓	BU	40	580	45	101	1.85 x F0	2.53 x F0
GSNE24-1.5-30-...	30	1.18	105	4.13	75	2.95	0.20	0.44	✓	RD	75	1088	85	191	1.85 x F0	2.53 x F0
GSNE24-1.5-40-...	40	1.57	125	4.92	85	3.35	0.23	0.51	✓	YW	150	2175	170	382	1.85 x F0	2.53 x F0
GSNE24-1.5-50-...	50	1.97	145	5.71	95	3.74	0.25	0.55	✓	BK	10-150	145-2175	11-170	25-382	1.85 x F0	2.53 x F0
GSNE24-1.5-60-...	60	2.36	165	6.50	105	4.13	0.27	0.59	✓							
GSNE24-1.5-70-...	70	2.76	185	7.28	115	4.53	0.29	0.64	✓							
GSNE24-1.5-80-...	80	3.15	205	8.07	125	4.92	0.30	0.66	✓							
GSNE24-1.5-100-...	100	3.94	245	9.65	145	5.71	0.33	0.73	✓							
GSNE24-1.5-125-...	125	4.92	295	11.61	170	6.69	0.35	0.77	✓							

P = nominal charging pressure

### Order Callout Example:

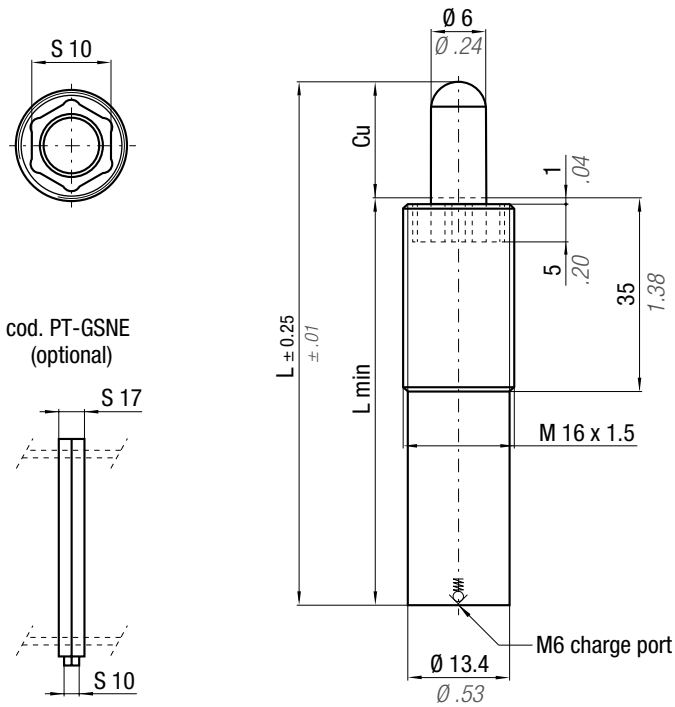
GSNE24-1.5-50-YW

GSNE24-1.5-50-BK-BAR50



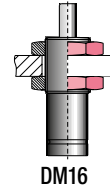
# GSNG 16 x 1.5

VDI 3004 90.25.97 (GM) W-DX35-60M (Ford)	B2 4036 (BMW) 90.25.28 (GM)	075.90.40 (FCA) 39D 549 (VW)
--	--------------------------------	---------------------------------



cod. PT-GSNE  
(optional)

## Fixings



\*  $F_{1i}$  =

Isothermal  
end force  
at 100% Cu



p. 16



\*\*  $F_{1p}$  =

Polytropic  
end force  
at 100% Cu

CALLOUT	Cu		L		L min		S		SPM ~ 50 - 100 (at 20°C)	Max Speed 1.8 m/s	Maintenance kit Disposable
	mm	inch	mm	inch	mm	inch	~Kg	~lb			
GSNG16-1.5-10-...	10	0.39	80	3.15	70	2.76	0.05	0.11	✓		
GSNG16-1.5-20-...	20	0.79	100	3.94	80	3.15	0.06	0.13	✓		
GSNG16-1.5-30-...	30	1.18	120	4.72	90	3.54	0.07	0.15	✓		
GSNG16-1.5-40-...	40	1.57	140	5.51	100	3.94	0.07	0.15	✓		
GSNG16-1.5-50-...	50	1.97	160	6.30	110	4.33	0.08	0.18	✓		
GSNG16-1.5-60-...	60	2.36	180	7.09	120	4.72	0.08	0.18	✓		
GSNG16-1.5-70-...	70	2.76	200	7.87	130	5.12	0.09	0.20	✓		
GSNG16-1.5-80-...	80	3.15	220	8.66	140	5.51	0.10	0.22	✓		
GSNG16-1.5-100-...	100	3.94	260	10.24	160	6.30	0.11	0.24	✓		

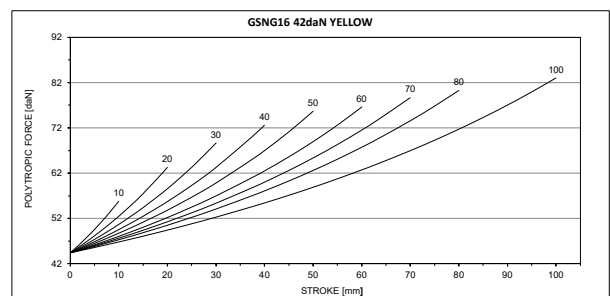
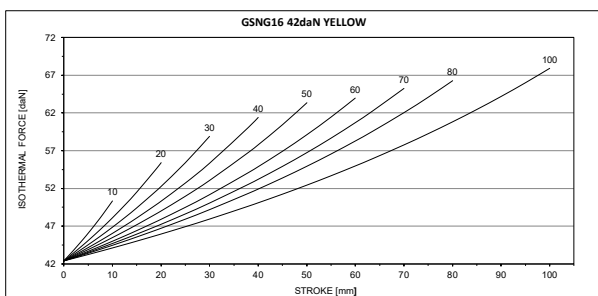
  

Force color code	P		F0 Initial force ± 5%		F1i End force*	F1p End force**
	bar	psi	+20°C daN	+68°F lb		
GR	20	290	6	13	1.39 x F0	1.67 x F0
BU	40	580	11	25	1.39 x F0	1.67 x F0
RD	75	1088	21	47	1.39 x F0	1.67 x F0
YW	150	2175	42	94	1.39 x F0	1.67 x F0
BK	10-150	145-2175	3-42	7-95	1.39 x F0	1.67 x F0

P = nominal charging pressure

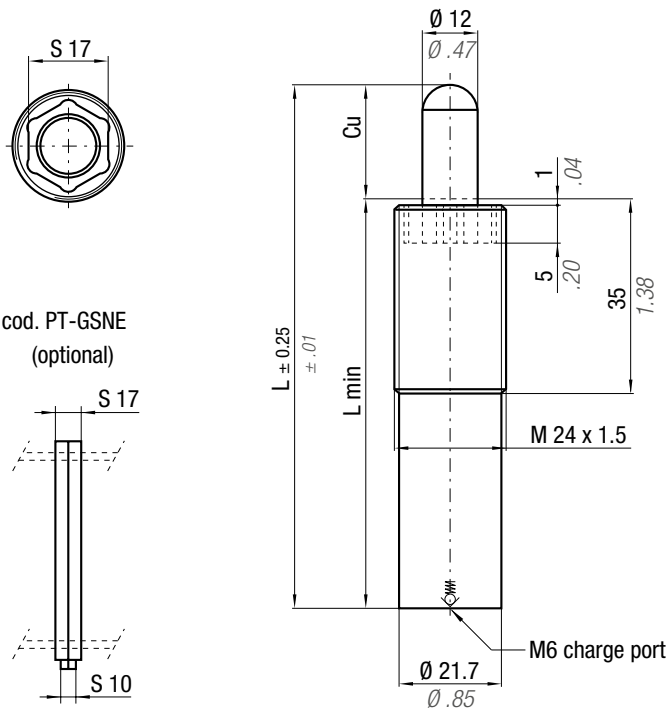
## Order Callout Example:

GSNG16-1.5-50-YW  
GSNG16-1.5-50-BK-BAR50



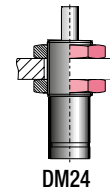
VDI 3004 90.25.96 (GM)	075.90.40 (FCA) 39D 549 (VW)	W-DX35-60M (Ford) 90.25.95 (GM)
---------------------------	---------------------------------	------------------------------------

# GSNG 24 x 1.5



cod. PT-GSNE  
(optional)

## Fixings



\*  $F_{1i} =$

Isothermal  
end force p. 16

\*\*  $F_{1p} =$

Polytropic  
end force  
at 100% Cu

N <sub>2</sub>	°F 32 - 176	°C 0 - 80	$\Delta P$ ± 0.33 %/°C	P max 150 bar 2175 psi	P min 10 bar 145 psi	S 1.13 cm <sup>2</sup> 0.175 in <sup>2</sup>	SPM ~ 50 - 100 (at 20°C)	Max Speed 1.8 m/s	Maintenance kit Disposable							
CALLOUT	Cu		L		L min				Force color code	P	F <sub>0</sub> Initial force ± 5%	F <sub>1i</sub> End force*	F <sub>1p</sub> End force**			
	mm	inch	mm	inch	mm	inch	~Kg	~lb	2014/68/EU	bar	+20°C daN	+68°F lb				
GSNG24-1.5-10-...	10	0.39	80	3.15	70	2.76	0.15	0.33	✓	GR	20	290	23	52	1.55 x F <sub>0</sub>	2.02 x F <sub>0</sub>
GSNG24-1.5-20-...	20	0.79	100	3.94	80	3.15	0.17	0.37	✓	BU	40	580	45	101	1.55 x F <sub>0</sub>	2.02 x F <sub>0</sub>
GSNG24-1.5-30-...	30	1.18	120	4.72	90	3.54	0.19	0.42	✓	BR	60	870	67	151	1.55 x F <sub>0</sub>	2.02 x F <sub>0</sub>
GSNG24-1.5-40-...	40	1.57	140	5.51	100	3.94	0.22	0.49	✓	RD	75	1088	85	191	1.55 x F <sub>0</sub>	2.02 x F <sub>0</sub>
GSNG24-1.5-50-...	50	1.97	160	6.30	110	4.33	0.24	0.53	✓	YW	150	2175	170	382	1.55 x F <sub>0</sub>	2.02 x F <sub>0</sub>
GSNG24-1.5-60-...	60	2.36	180	7.09	120	4.72	0.26	0.57	✓	BK	10-150	145-2175	11-170	25-382	1.55 x F <sub>0</sub>	2.02 x F <sub>0</sub>
GSNG24-1.5-70-...	70	2.76	200	7.87	130	5.12	0.28	0.62	✓							
GSNG24-1.5-80-...	80	3.15	220	8.66	140	5.51	0.29	0.64	✓							
GSNG24-1.5-100-...	100	3.94	260	10.24	160	6.30	0.31	0.68	✓							

P = nominal charging pressure

Order Callout Example:  
GSNG24-1.5-50-YW  
GSNG24-1.5-50-BK-BAR50

