MGFLL200 (θ =35-65)
MEFLL200 (θ =35-65)
(Economy type)

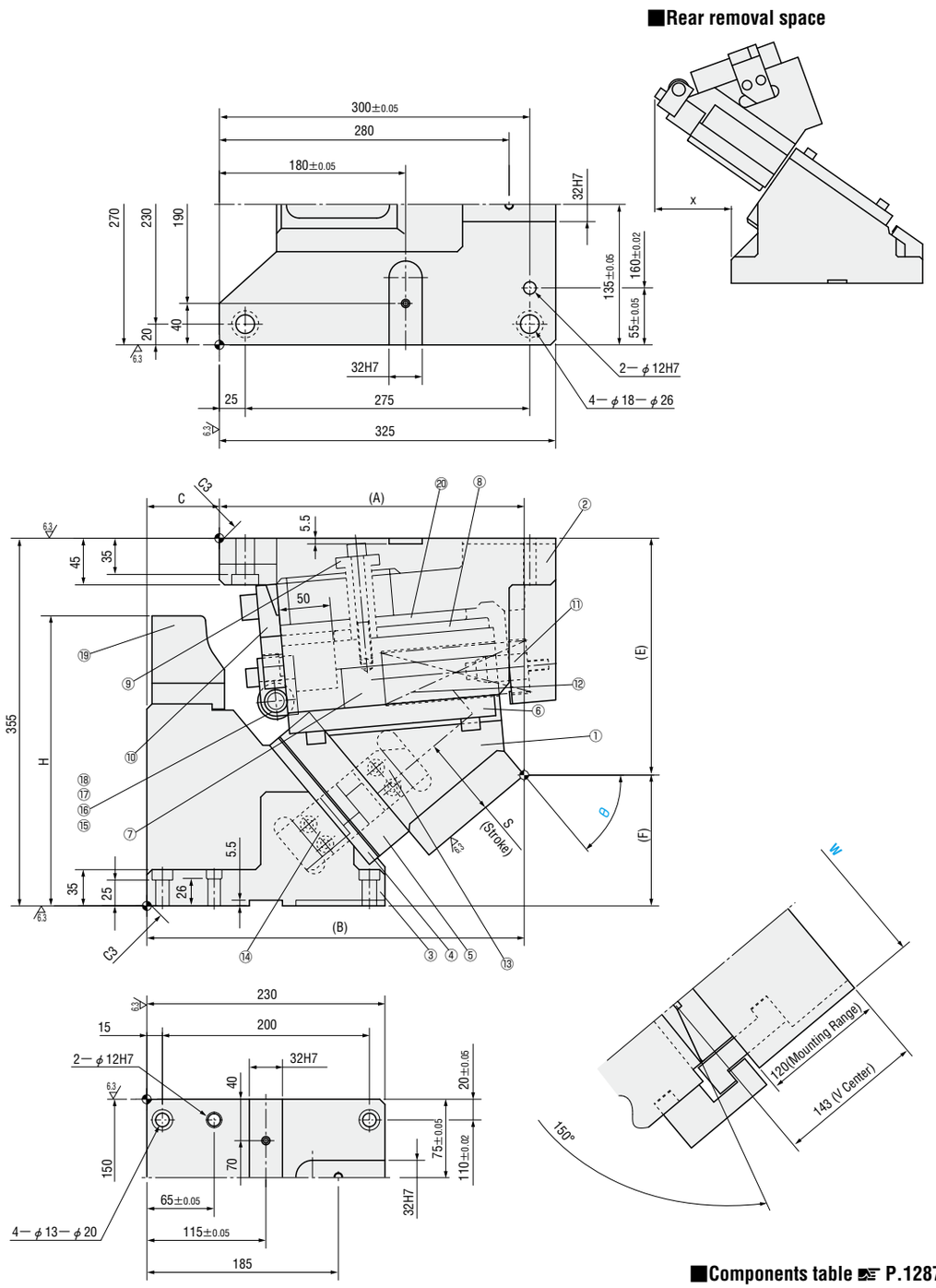

■Components table P.1287

W	θ	A	B	C	E	F	H	x
200	35	322.08	337.08	15	192.95	162.05	220	159
	40	312.26	347.26	35	204.06	150.94	240	170
	45	306.42	356.42	50	216.01	138.99	260	174
	50	294.51	364.51	70	228.71	126.29	280	181
	55	281.46	371.46	90	242.07	112.93	295	185
	60	272.22	377.22	105	255.98	99.02	315	184
	65	261.75	381.75	120	270.34	84.66	340	182

Slide Stroke S	Working force KN (tonf)		Spring load N (kgf)			Total weight kg	Catalog No.	W	θ
	Standard working force	Max. working force	Preload	5mm before bottom dead center	Max. load				
57.3	147.1 (15.0)	294.2 (30.0)	862 (87.9)	6480 (660.8)	7022 (716.1)	125.3	MGFLL MEFLL (Economy type)	200	35
63.0				6530 (665.8)		126.8			40
69.6				6579 (670.9)		127.9			45
77.4				6628 (675.9)		129.8			50
87.1				6665 (679.7)		132.6			55
99.6				6714 (684.7)		135.1			60
116.5				6764 (689.7)		138.9			65

Order

Catalog No.	W	—	θ
MGFLL	200	—	45

Days to Ship Quotation

Price Quotation

Alterations

Catalog No.	W	—	θ	—	(N13・K・KA)
MGFLL	200	—	50	—	N13

Alterations	Code	Spec.
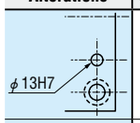	N13	Change dowel hole diameter φ 12H7 ⇨ φ 13H7
	K	Add 6 locating keys (With 6 hexagon socket head cap screws M8×15) 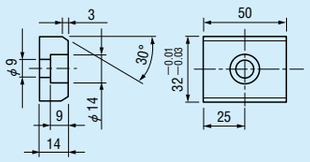
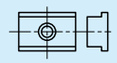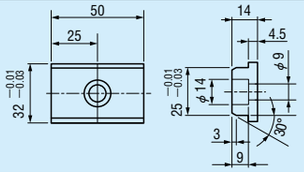	KA	Add 6 stepped locating keys (With 6 hexagon socket head cap screws M8×15)