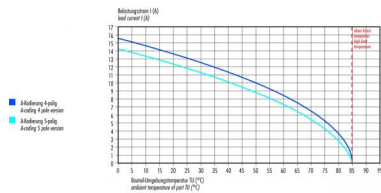


Product Area Male cable connector, Power  
M12 connectors A-Coding

serie 713 POWER

Pole Article number 99 0437 19 05

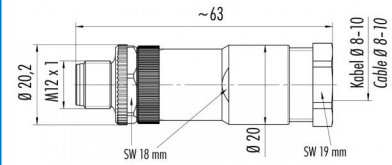
Deratingkurven



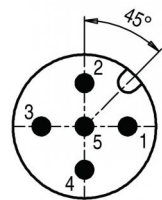
illustration



scale drawing



Contact Arrangement



	X	Y
1	2,50	0,00
2	0,00	2,50
3	-2,50	0,00
4	0,00	-2,50
5	0,00	0,00

You can find the assembly instruction on the next page.

Technical data

Common values

Connector Design	Male cable connector
Connector locking system	Screw
Termination	screw clamp
Wire gauge (mm)	max. 1,5 mm <sup>2</sup>
Wire gauge (AWG)	max. 16
Cable outlet	8 - 10 mm
Upper temperature	+85 °C
Lower temperature	-40 °C

Material

Material of contact	CuZn (brass)
Contact plating	Au (gold)
Material of contact body	PA
Material of housing	PA

Cable data

Contacts: 5, Cable outlet: 8 - 10 mm, Male cable connector, Power

Electrical values

Rated voltage	125 V
Rated impulse voltage	1500
Pollution degree	3
Overvoltage category	II
Material group	II
Rated current (40°C)	contact 1-4 8A, contact 5 2A
Volume resistivity	≤ 3 mΩ
Degree of protection	IP 67
Mechanical operation	>100 mating cycles



Product  
Area Male cable connector, Power  
M12 connectors A-Coding

serie 713 POWER

Pole  
Article number 99 0437 19 05

Date: 2014-09-12 - Page 2 of 2

Installation instructions / Mounting cutout

