
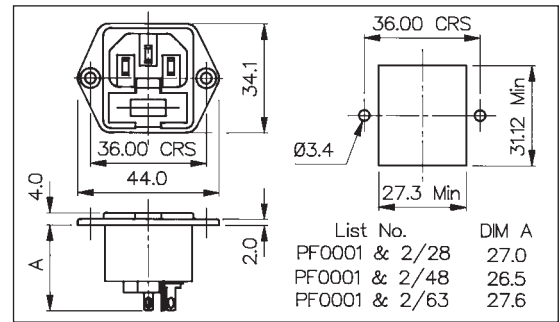


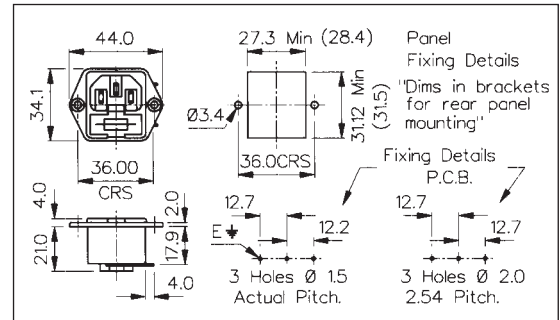
EN60 320-1 (Standard Sheet C14 Class I) Cold Condition



- Flange Mount Fused Inlet
- Single Fuse 5 x 20mm
- Spare Fuse Facility
- 2.8, 4.8 or 6.3mm Tabs
- 10A, 250V a.c.



- PC Flange Mount Fused Inlet
- Single Fuse 5 x 20mm
- Spare Fuse Facility
- PC Spills
- 10A, 250V a.c.



Specification	PF0001/Termination	PF0001/PC	PF0002/Termination
Fixing:	Flange	P.C.B./Flange	Flange
Terminations:	/28 (2.8mm solder), /48 (4.8mm tab) /63 (6.3mm tab)	P.C. Spills	/28 (2.8mm solder), /48 (4.8mm tab) /63 (6.3mm tab)
Max. Rating:	10A, 250V a.c.	10A, 250V a.c.	10A, 250V a.c.
Contact Resistance:	<10mΩ (<15mΩ including Fuseholder)	<10mΩ (<15mΩ including Fuseholder)	<10mΩ (<15mΩ including Fuseholder)
Insulation Resistance:	>10 ³ MΩ	>10 ³ MΩ	>10 ³ MΩ
A.C. Breakdown:	Pole-Pole 5.5kV. Poles-Panel 4kV	Pole-Pole 5.5kV. Poles-Panel 4kV	Pole-Pole 5.5kV. Poles-Panel 4kV
Operating Temp. Range:	-40°C to +70°C	-40°C to +70°C	-40°C to +70°C
Max. Pin Temp.:	+70°C	+70°C	+70°C
Mouldings:	Nylon, Flammability Rating UL 94V-0	Nylon, Flammability Rating UL 94V-0	Nylon, Flammability Rating UL 94V-0
Contacts:	Brass: Pins, Nickel Plated. Tabs, Tin Plated	Brass: Pins, Nickel Plated. Tabs, Tin Plated	Brass: Pins, Nickel Plated. Tabs, Tin Plated
Approvals:			
Accessories / Notes:	P.No. 11987, KT0009 (See Page 48)	KT0009 (front of panel mounting only) (See Page 48)	P.No. 11987, KT0009 (See Page 48) (Note: Fuse contact isolated)
Mating Connectors:	PX0587, PX0587/SE, PX0588, PZ0100, PZ0200	PX0587, PX0587/SE, PX0588, PZ0100, PZ0200	PX0587, PX0587/SE, PX0588, PZ0100, PZ0200