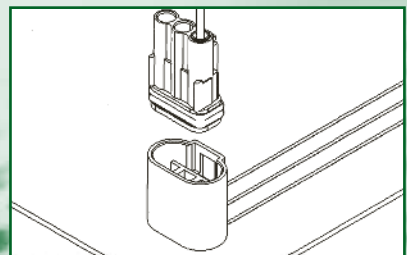
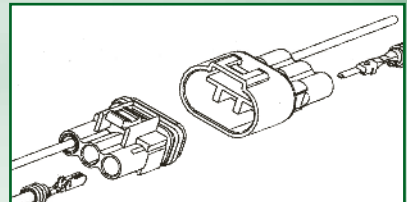
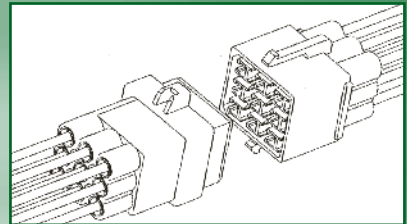
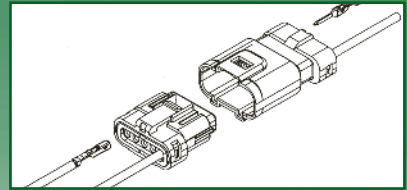
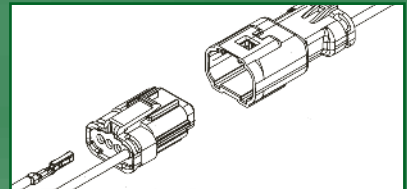




Water-Proof Connectors





Edac's waterproof Wire-to-Wire and Wire-to-Board series was designed for both extreme moisture and non-submersion applications supporting both low-level signal and power applications up to 12 amps and 300 volts.

Major applications include automotive, commercial and recreational vehicles, outdoor lighting, appliances, marine & aftermarket products, solar power installations, industrial equipment, process control, construction equipment, outdoor broadcast systems and portable devices.

Edac's waterproof series comes in pitch sizes ranging from 2.0mm to 5.08mm and feature silicone rubber gaskets either pre-installed in all-in-one plugs and receptacle housings or loose and available in a range of sizes to accommodate wire from 28 – 14 AWG with either thin or standard wire insulation. Operating temperature range across the whole series of -40° to +105° C.

Some of the unique features of Edac's waterproof series include integral locking tabs designed to prevent accidental disengagements, keying system to prevent miss-matching, circuit sizes from 1 to 9 positions and visual confirmation of proper sealing.

Application tooling available includes hand tools for prototype and small builds to fully automated presses and applicators for high production applications. Edac also offers the whole series in custom cables already fully assembled.

Features and Benefits:

- Pre-assembled housings, seals and Terminal Position Assurance (TPA) components
- Simple crimp, poke and plug application
- Integral two way, mate and interface seals designed and tested to IP67 and SAE USCAR-2*
- Easy Terminal extraction and insertion
- Compatible with a wide range of UL (28 to 14 AWG) and SAE Automotive (28 to 14) style wires
- Integral locking latch with secondary connector position assurance (CPA) option
- Applied cost savings
- No need to crimp individual wire seals for 565 and 566 Series
- Locks terminals into housings and prevents terminals from backing out.
- More than just waterproof, a true sealed connector system tested under submerged conditions
- Quick, low cost field repairs
- Supports a wide range of power and signal applications
- Assures positive mating of connector and prevents accidental disengagement during high vibration and severe shock application

Applications

Lighting	Industrial Pumps	Welding Equipment	Sound / Broadcast Systems
Process Equipment	Marine	Traffic Management	Liquid Monitoring Meters
Portable Equipment	Test Equipment	Recreation Vehicles	Construction Equipment
Emergency Vehicles	Industrial Equipment	Automotive	Appliances

(*Except 567 Series - Tested to IP52 Splashproof)



Quick Reference Guide

Series	Type	Amps	Pitch	Terminal	Page
565	Wire to Wire	3	2.5mm	565 Series	4
565	Wire to Board	3	2.5mm	565 Series	4
566	Wire to Wire	2	2.0mm	566 Series	6
567	Wire to Wire	5	5.9mm	570 Series	8
570	Wire to Wire	10	5.8mm	570 Series	10
570	Wire to Board	10	5.8mm	570 Series	10
568	Wire to Wire	12	N/A	570 Series	12
Tools					13

How to use this Catalogue

- Using the quick reference guide above, select the type of solution you need and proper current rating for your application and refer to the section of the catalogue with the series you have selected.
- Select the part with the appropriate number of contacts required for your application and the mating connector if required. (Quantities shown are standard pack quantities)
- If applicable, using the Wire Seal selection guide in the series section, select the seal required for the wire gauge to be used in the application.
- Terminals are supplied on the reel and in bulk. See specific series section for more information on available standard quantities.

Custom assemblies are available in all series directly from Edac manufactured to your specifications. Contact the factory or your local representative for more information.

Wire Gauge Cross Reference

Gauge / A.W.G.	Sectional Area mm ²	Gauge / A.W.G.	Sectional Area mm ²
#10	5.2	#24	0.21
#12	3.3	#26	0.13
#14	2.0	#28	0.08
#16	1.31	#30	0.05
#18	0.83	#32	0.03
#20	0.52	#34	0.02
#22	0.33	#36	0.01

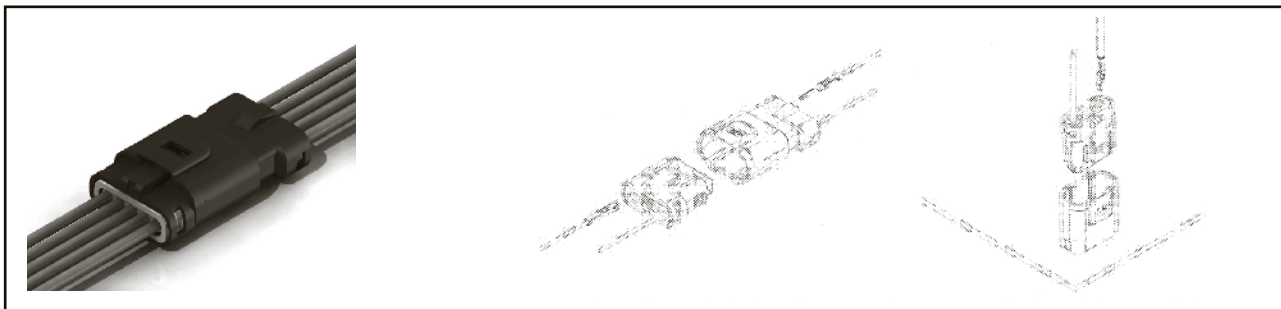


565 Series

Wire to Wire
Wire to Board

Waterproof Type

IP67 CERTIFIED



Features

- 2.5mm pitch, Rated current: 3A Max
- Fully Waterproof solution
- Available in wire-to-wire and wire-to-board (potable) options
- Seals preassembled into housing-no external sealing required
- True crimp and poke solution
- Available with wire already installed
- Waterproof caps available to cover unused holes

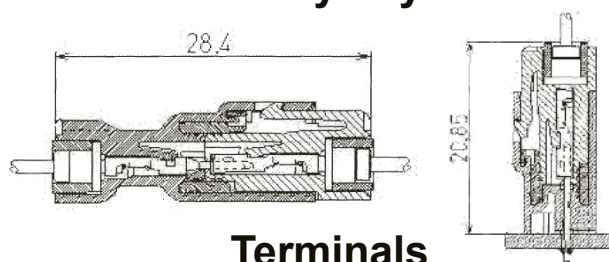
Materials

Housing	PBT (UL94V-0)
Terminal	Phosphor Bronze/Tin Plating
PCB Header	PBT with glass (UL94V-0) Brass / Tin Plating
Wire • Housing Seal	Silicone Rubber

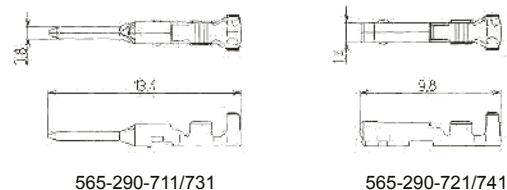
Specifications

1	Circuits	2,3,5P
2	Pitch	2.5mm
3	Rated Voltage	250V
4	Rated Current	3A max.
5	Withstand Voltage	AC1000V r.m.s.
6	Contact Resistance	15m Ω max.
7	Insulation Resistance	1000M Ω min. / DC 500 V
8	Temperature Range	-40°C ~ + 105°C
9	Waterproof Grade	IP67
10	PCB Thickness	1.6mm

Assembly Layout



Terminals



Terminals are also available in strips of 50 pieces.
Contact Edac for more information.

AWG #22 - 28		Pcs / Reel
REC(F)	565-290-721	10,000
TAB(M)	565-290-711	8,000
AWG #20 - 22		Pcs / Reel
REC(F)	565-290-741	8,000
TAB(M)	565-290-731	8,000

Internal Wire Seal

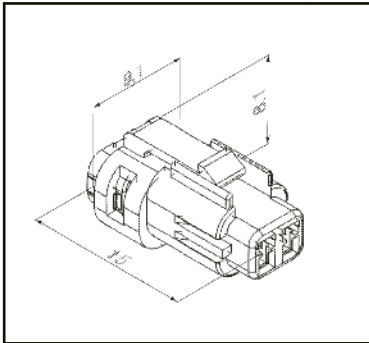
Ins. Dia.	Colour	Application Terminal
$\varnothing 1.0 \sim 1.30$	Yellow	565-290-711 565-290-721
$\varnothing 1.30 \sim 1.70$	Orange	565-290-731 565-290-741

Waterproofing Cap

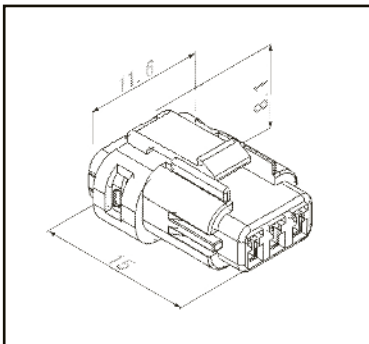
565-200-100

Female Housing

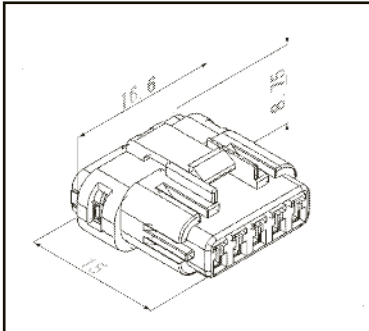
565-002-000-XXX



565-003-000-XXX



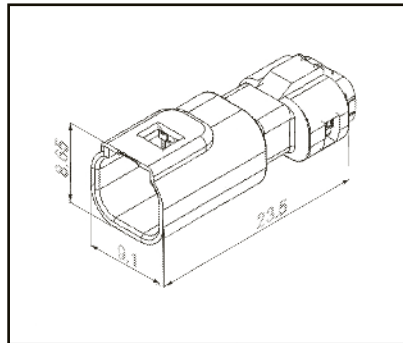
565-005-000-XXX



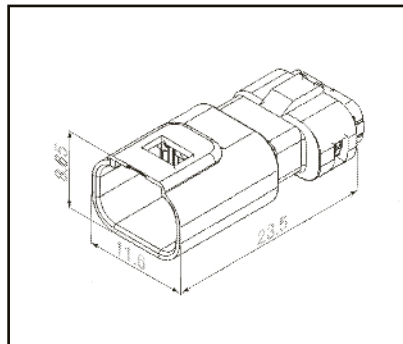
Insulation Diameter	"XXX"
1.0mm to 1.30mm	410
1.30mm to 1.70mm	411

Male Housing

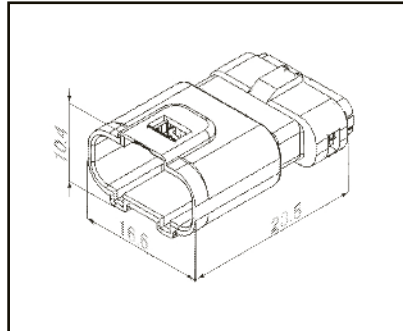
565-002-000-XXX



565-003-000-XXX



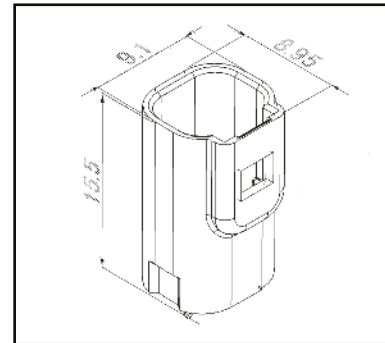
565-005-000-XXX



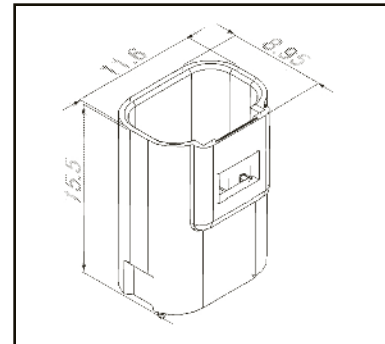
Insulation Diameter	"XXX"
1.0mm to 1.30mm	310
1.30mm to 1.70mm	311

PCB Header

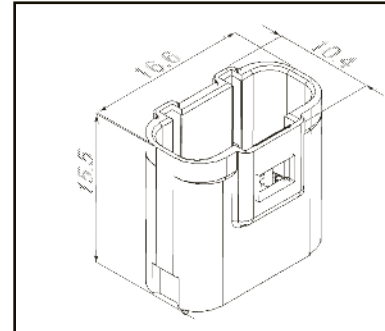
565-002-420-101



565-003-420-101



565-005-420-101



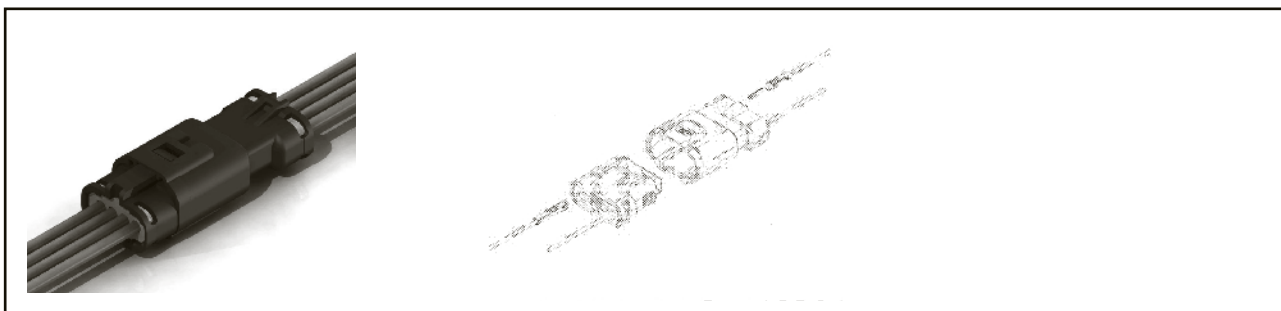


566 Series

Wire to Wire

Waterproof Type

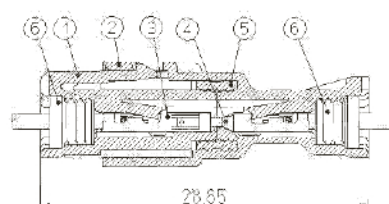
IP67 CERTIFIED



Features

- 2.0mm pitch, Rated current: 2A Max
- Fully Waterproof solution
- Available in wire-to-wire options
- Seals preassembled into housing-no external sealing required
- True crimp and poke solution
- Available with wire already installed
- Waterproof caps available to cover unused holes

Assembly Layout



- ① F-Housing
- ② M-Housing
- ③ F-Terminal
- ④ M-Terminal
- ⑤ Housing Seal
- ⑥ Wire Seal

Materials

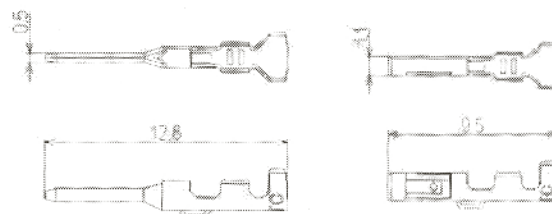
Housing	PBT (UL94V-0)
Terminal	Phosphor Bronze/Tin Plating
Wire • Housing	Silicone Rubber

Terminals

Part Number	Wire Range	Ins. Dia.	Pcs/Reel	Gender
566-290-711	0.08-0.3mm ² (AWG #22-#28)	Ø1.0~1.5	12,000	Male
566-290-721	0.08-0.3mm ² (AWG #22-#28)	Ø1.0~1.5	12,000	Female

Specifications

1	Circuits	4P
2	Pitch	2.0mm
3	Rated Voltage	250V
4	Rated Current	2A max.
5	Withstand Voltage	AC1000V r.m.s.
6	Contact Resistance	10m Ω max.
7	Insulation Resistance	1000M Ω min. / DC 500 V
8	Temperature Range	-40°C ~ + 105°C
9	Waterproof Grade	IP67



566-290-711

566-290-721

Internal Wire Seal

Insulation Diameter	Colour	Application Terminal
Ø1.0 ~ 1.25	Light Blue	566-290-711 566-290-721
Ø1.25 ~ Ø1.5	Orange	

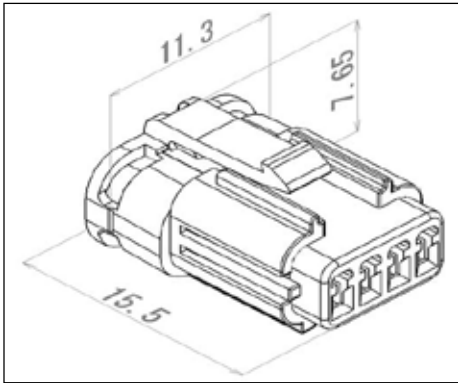
Waterproofing Cap

566-200-100

Terminals are also available in strips of 50 pieces.
Contact Edac for more information.

Female Housing

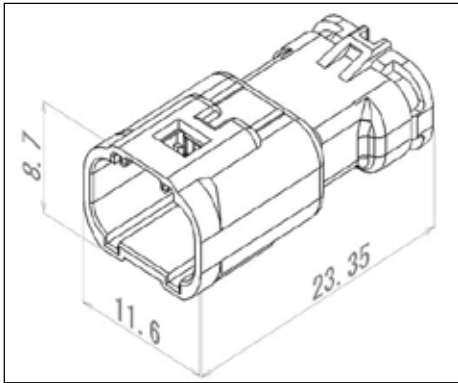
566-004-000-XXX



Insulation Diameter	"XXX"
Ø 1.0mm to 1.25mm	810
Ø 1.25mm to 1.5mm	811

Male Housing



566-004-000-XXX



Insulation Diameter	"XXX"
Ø 1.0mm to 1.25mm	710
Ø 1.25mm to 1.5mm	711



IP52 CERTIFIED



Features

- 5.0mm pitch, Rated current: 5A Max
- Splash proof solution from 1 to 9 positions
- Crimp and poke with various sized wire seals available
- Available with wire already installed

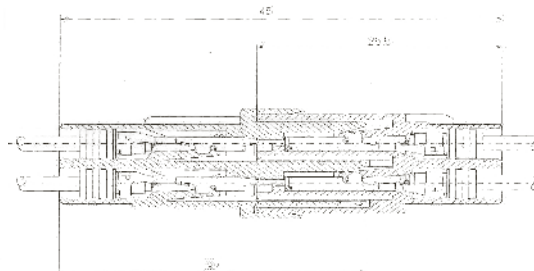
Materials

Housing	PBT (UL94V-0)
Terminal	Brass Phosphor Bronze/Tin Plating
Wire • Housing Seal	Silicone Rubber

Specifications

1	Circuits	1,2,3,4,6,9P
2	Pitch	5.0x5.9mm
3	Rated Voltage	300V
4	Rated Current	5A max.
5	Withstand Voltage	AC1700V r.m.s.
6	Contact Resistance	10m Ω max.
7	Insulation Resistance	1000M Ω min. / DC 500 V
8	Temperature Range	-40°C ~ + 105°C
9	Waterproof Grade	IP 52

Assembly Layout



Terminals

Part Number	Wire Number	Ins. Dia	Pcs/Reel	Gender
570-290-711	0.3~0.5mm ² (AWG #22~#20)	2.7 max	4,000	Male
570-290-721	0.3~0.5mm ² (AWG #22~#20)	2.7 max	4,000	Female
570-290-731	0.5~1.25mm ² (AWG #20~#16)	3.1 max	4,000	Male
570-290-741	0.5~1.25mm ² (AWG #20~#16)	3.1 max	4,000	Female
570-290-751	2.0mm ² (AWG #14)	3.1 max	4,000	Male
570-290-761	2.0mm ² (AWG #14)	3.1 max	4,000	Female

Terminals are also available in strips of 50 pieces.
Contact Edac for more information.

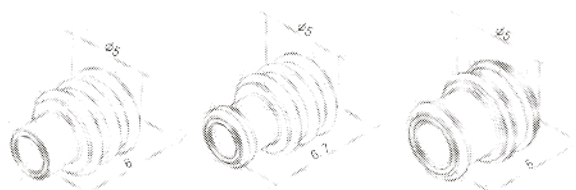
Wire Seal

Part Number	Ins. Dia.	Colour	Pcs
570-260-001	Ø1.7 ~ 2.1	Black	1,000
570-260-002	Ø2.1 ~ 2.7	Blue	1,000
570-260-003	Ø2.1 ~ 2.7	Blue	1,000
570-260-004	Ø2.7 ~ 3.1	Brown	1,000

570-260-001
570-260-002

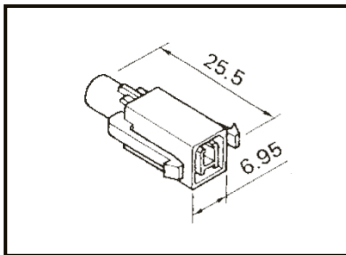
570-260-003

570-260-004

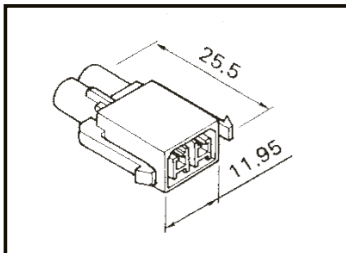


Female Housing

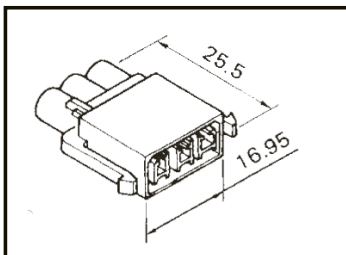
567-001-000-410



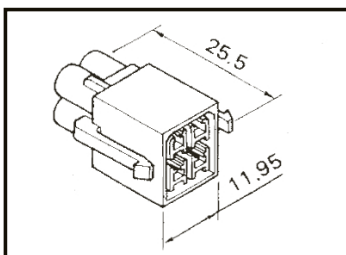
567-002-000-410



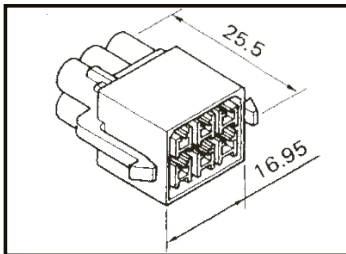
567-003-000-410



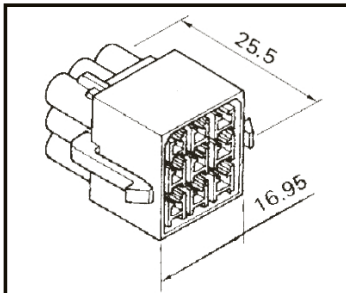
567-004-000-410



567-006-000-410

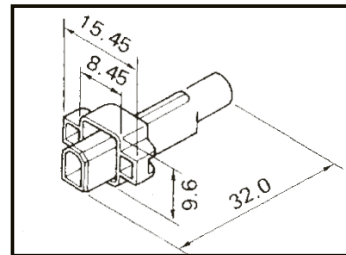


567-009-000-410

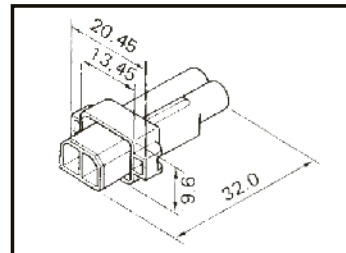


Male Housing

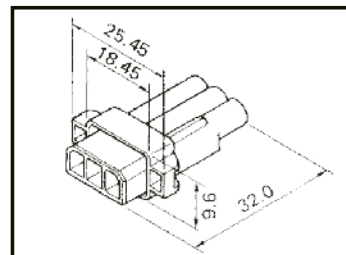
567-001-000-310



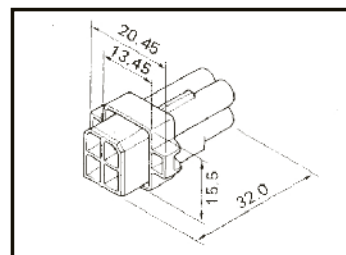
567-002-000-310



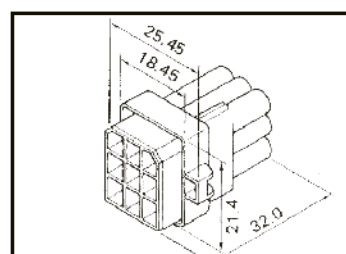
567-003-000-310



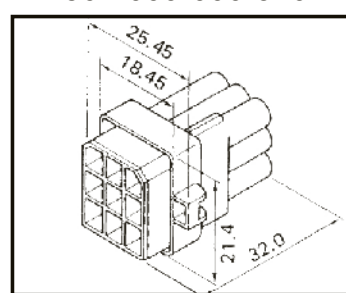
567-004-000-310



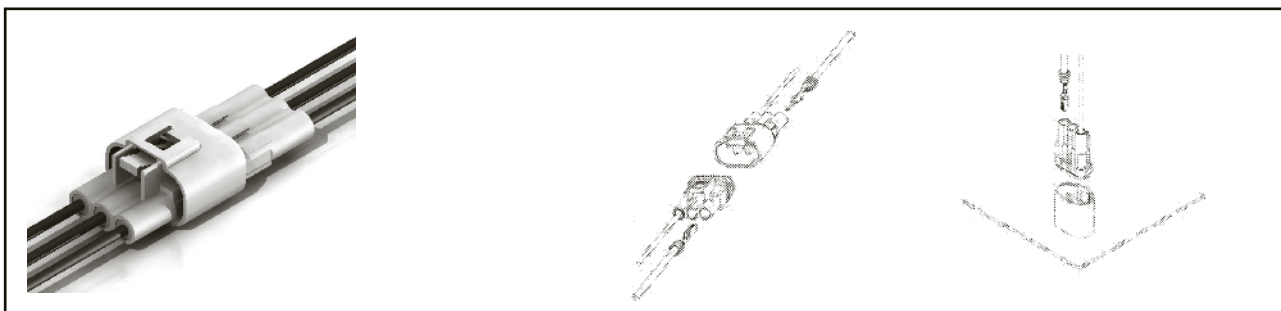
567-006-000-310



567-009-000-310




IP67 CERTIFIED



Features

- 5.8mm pitch, Rated current: 10A Max
- Waterproof solution from 1 to 3 positions
- Wide range of wire sizes available
- Wire to wire and board mount options available
- Available with wire already installed

Assembly Layout



Materials

Housing	PBT (UL94V-0)
Terminal	Phosphor Bronze/Tin Plating
PCB Header	PBT with glass (UL94V-0) Brass / Tin Plating
Wire-Housing Seal	Silicone Rubber

Terminals

Part Number	Wire Range	Ins. Dia.	Pcs/Reel	Gender
570-290-711	0.3~0.5mm ² (AWG #22~#20)	2.7 max	4,000	Male
570-290-721	0.3~0.5mm ² (AWG #22~#20)	2.7 max	4,000	Female
570-290-731	0.5~1.25mm ² (AWG #20~#16)	3.1 max	4,000	Male
570-290-741	0.5~1.25mm ² (AWG #20~#16)	3.1 max	4,000	Female
570-290-751	2.0mm ² (AWG #14)	3.1 max	4,000	Male
570-290-761	2.0mm ² (AWG #14)	3.1 max	4,000	Female

Specifications


1	Circuits	1,2,3P
2	Pitch	5.8mm
3	Rated Voltage	300V
4	Rated Current	10A max.
5	Withstand Voltage	AC1700V r.m.s.
6	Contact Resistance	10m Ω max.
7	Insulation Resistance	1000M Ω min. / DC 500 V
8	Temperature Range	-40°C ~ + 105°C
9	Waterproof Grade	IP67
10	PCB Thickness	1.6mm

Terminals are also available in strips of 50 pieces.
Contact Edac for more information.

Wire Seal

Part Number	Ins. Dia.	Colour	Pcs
570-260-001	Ø1.7 ~ 2.1	Black	1,000
570-260-002	Ø2.1 ~ 2.7	Blue	1,000
570-260-003	Ø2.1 ~ 2.7	Blue	1,000
570-260-004	Ø2.7 ~ 3.1	Brown	1,000

570-260-001 570-260-002	570-260-003	570-260-004
----------------------------	-------------	-------------

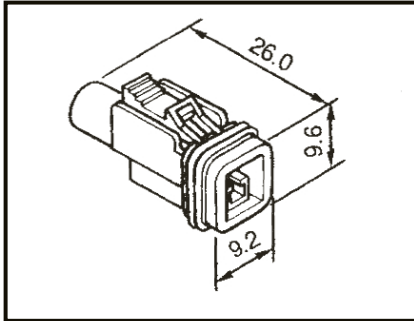


570 Series



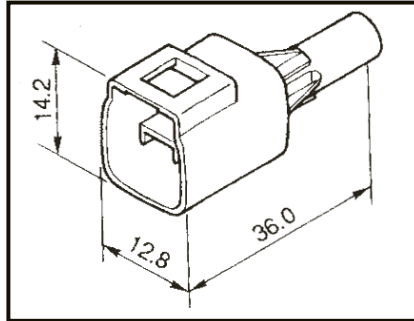
Female Housing

570-001-000-200



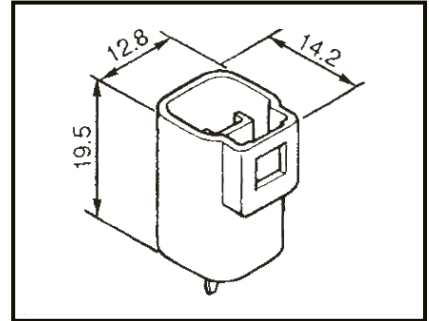
Male Housing

570-001-000-100

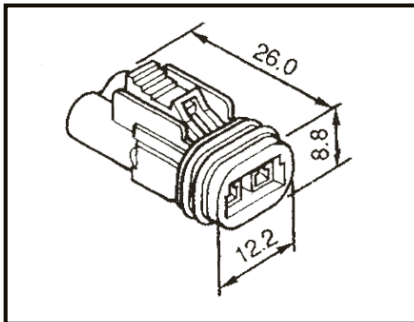


PCB Header

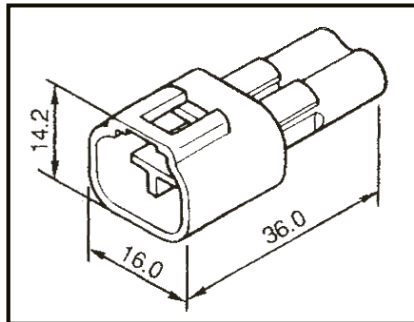
570-001-420-101



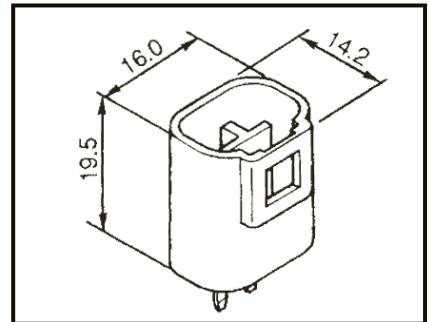
570-002-000-200



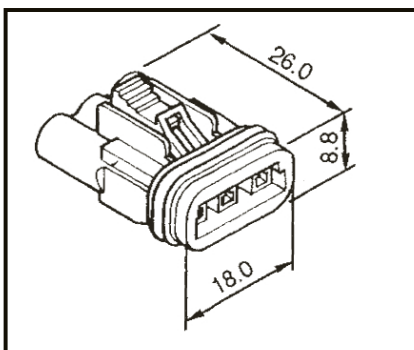
570-002-000-100



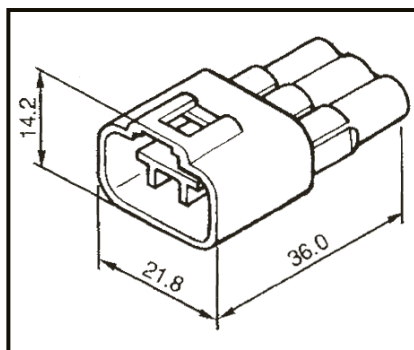
570-002-420-101



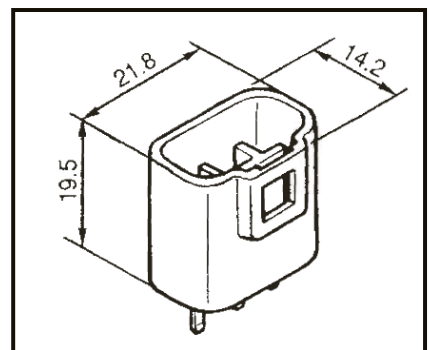
570-003-000-200



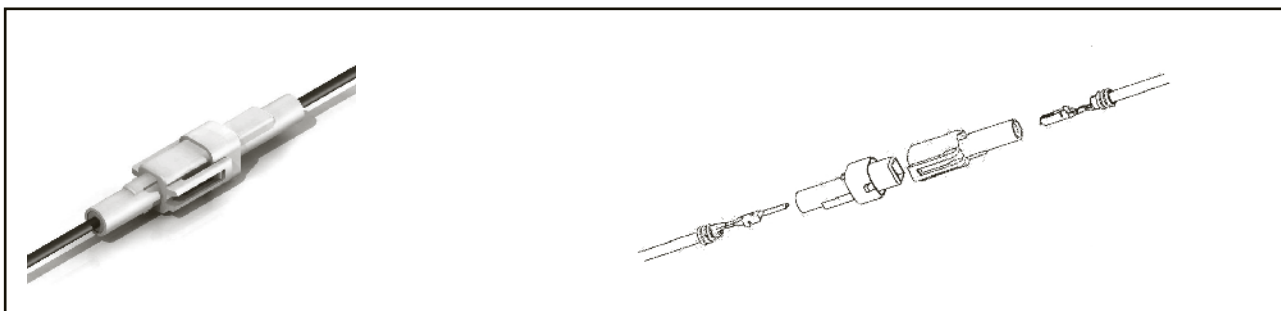
570-003-000-100



570-003-420-101



IP67 CERTIFIED



Features

- Rated current: 12A Max
- Fully Waterproof solution for single position
- Accommodates wide range of wire sizes
- True crimp and poke solution
- Available with wire already installed

Materials

Housing	PBT (UL94V-0)
Terminal	Phosphor Bronze/Tin Plating
Wire-Housing Seal	Silicone Rubber

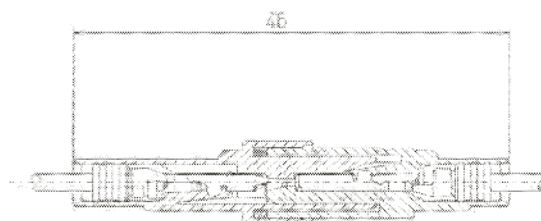
Specifications

1	Circuits	1P
2	Rated Voltage	300V
3	Rated Current	12A max.
4	Withstand Voltage	AC1700V r.m.s.
5	Contact Resistance	10m Ω max.
6	Insulation Resistance	1000M Ω min. / DC 500 V
7	Temperature Range	-40°C ~ + 105°C
8	Waterproof Guide	IP67

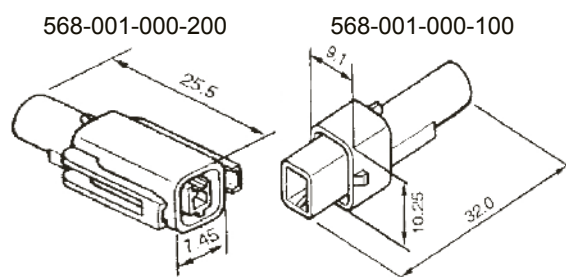
Wire Seal

Part Number	Ins. Dia.	Colour	Pcs
570-260-001	Ø1.7 ~ 2.1	Black	1,000
570-260-002	Ø2.1 ~ 2.7	Blue	1,000
570-260-003	Ø2.1 ~ 2.7	Blue	1,000
570-260-004	Ø2.7 ~ 3.1	Brown	1,000

Assembly Layout




Housing



Terminals

Part Number	Wire Range	Ins. Dia.	Pcs/Reel	Gender
570-290-711	0.3~0.5mm ² (AWG #22~#20)	2.7 max	4,000	Male
570-290-721	0.3~0.5mm ² (AWG #22~#20)	2.7 max	4,000	Female
570-290-731	0.5~1.25mm ² (AWG #20~#16)	3.1 max	4,000	Male
570-290-741	0.5~1.25mm ² (AWG #20~#16)	3.1 max	4,000	Female
570-290-751	2.0mm ² (AWG #14)	3.1 max	4,000	Male
570-290-761	2.0mm ² (AWG #14)	3.1 max	4,000	Female

570-260-001 570-260-003 570-260-004
570-260-002



Terminals are also available in strips of 50 pieces.
Contact Edac for more information.

Automatic Contact Crimp Machine

- Applicators available to crimp all series contacts
- All required guards for operator safety
- Easy access for all setting changes
- Foot switch to initiate crimp cycle
- Mounts to any bench surface
- Quick change applicators allow for fast conversions from one type to another

One-touch Applicators

- Quick change applicators available for all contacts
- Also fits most universal automatic processing machines
- Quick set up time; crimp height and feed adjustment can be set without removing applicator from press
- Independent adjustment control allows user to quickly adjust the conductor or insulation crimp height without affecting each other

Contact Hand Crimp Tool

- Manual hand crimp tool
- Used for contacts on carrier strip

Contact Ejection Tool

- Tool to remove previously inserted contact from connector housing

Retainer Insertion Tool

- Tool to insert retainer into connector housing to ensure water tight seal
- Used for high volume production

Contact Edac for more information

Americas

Phone: (416) 754-3322

Fax: (416) 754-3299

Email: customerservice@edac.net

Europe

Phone: +44 (0) 01908 569333

Fax: +44 (0) 01908 569444

Email: info@edac.co.uk

ASIA

Phone: +886 (0) 2-8809-1480

Fax: +886 (0) 2-8809-1460

Email: info@edac-tw.com