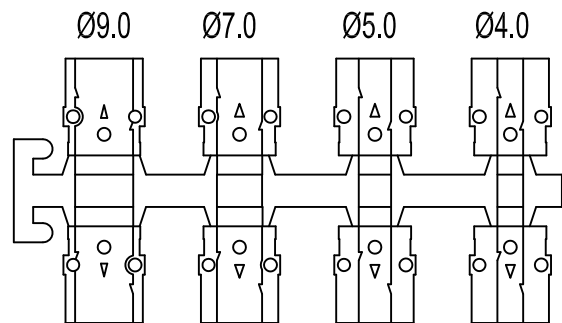
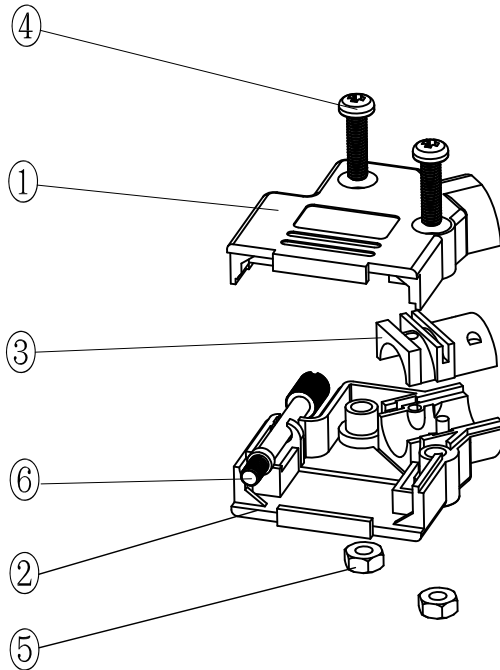
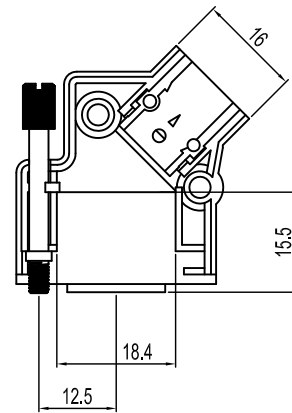
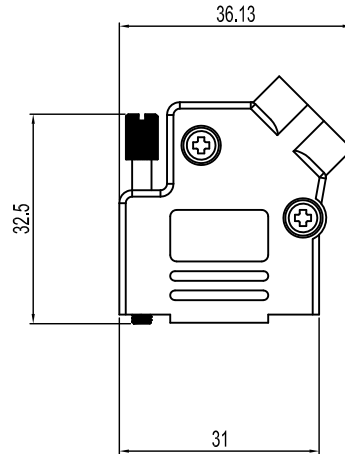
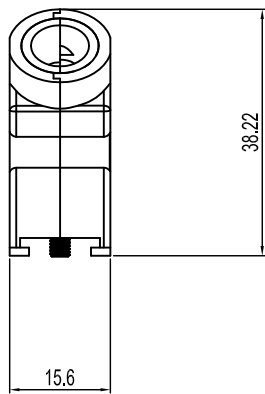


No.	Changes and/or Note No.	Date	Intr	No	Changes and/or Note No.	Date	Intr



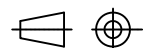
Part Number:	Description:	Pack:	1	1	Top-D45PK-9	Cover
6560-0146-11	MHD45PK-09-K	Kit	2	1	Bottom-D45PK-9	Cover
6561-0146-11	MHD45PK-09	Bulk	3	1	D45ZK-D1	Grommet
			4	2	M3X11.5	Screw
			5	2	M3	NUT
			6	1	UNC 4-40X32.5	Jack screw
			Item	QTY	Part Number	Description

DATE: 2008-09-25	DRAWN: YGY	SCALE:	MATERIAL TYPE:
Auditing:	APPROVED: MRR	REPLACES:	

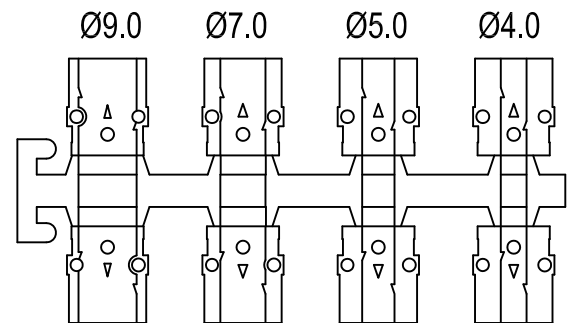
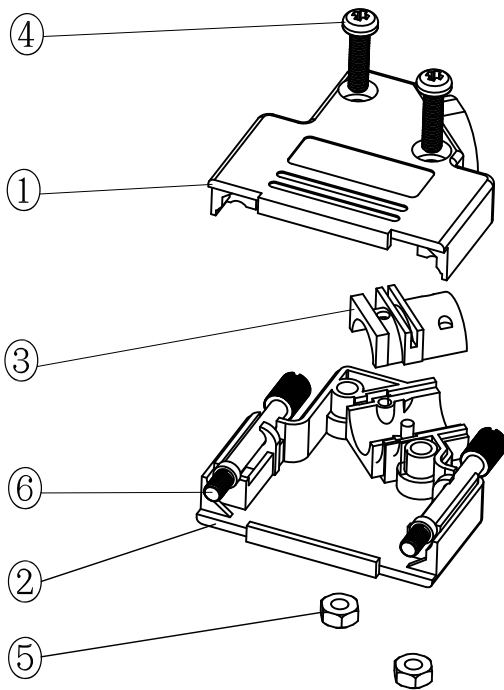
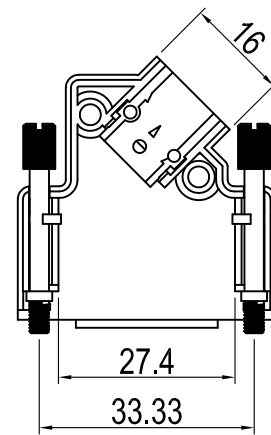
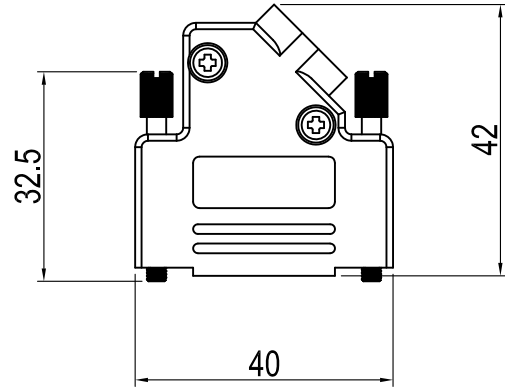
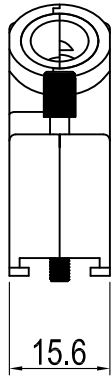


MHD45PK-SERIES

DRAWING No:



No.	Changes and/or Note No.	Date	Intr	No	Changes and/or Note No.	Date	Intr



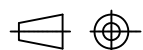
Part Number:	Description:	Pack:	1	1	Top-D45PK-15	Cover
6560-0146-12	MHD45PK-15-K	Kit	2	1	Bottom-D45PK-15	Cover
6561-0146-12	MHD45PK-15	Bulk	3	1	D45ZK-D1	Grommet
			4	2	M3X11.5	Screw
			5	2	M3	NUT
			6	2	UNC 4-40X32.5	Jack screw
			Item	QTY	Part Number	Description

DATE: 2008-09-25	DRAWN: YGY	SCALE:	MATERIAL TYPE:
Auditing:	APPROVED: MRR		REPLACES:

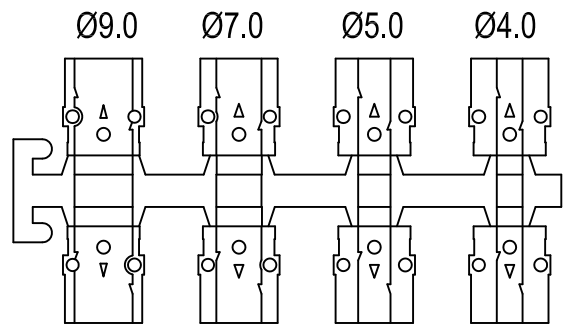
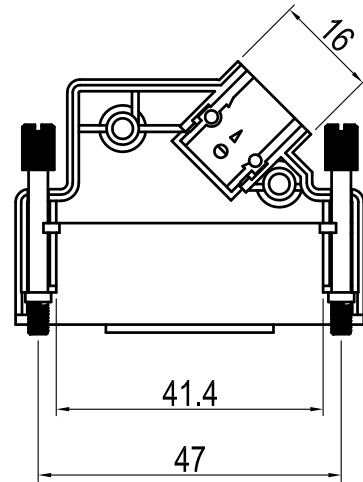
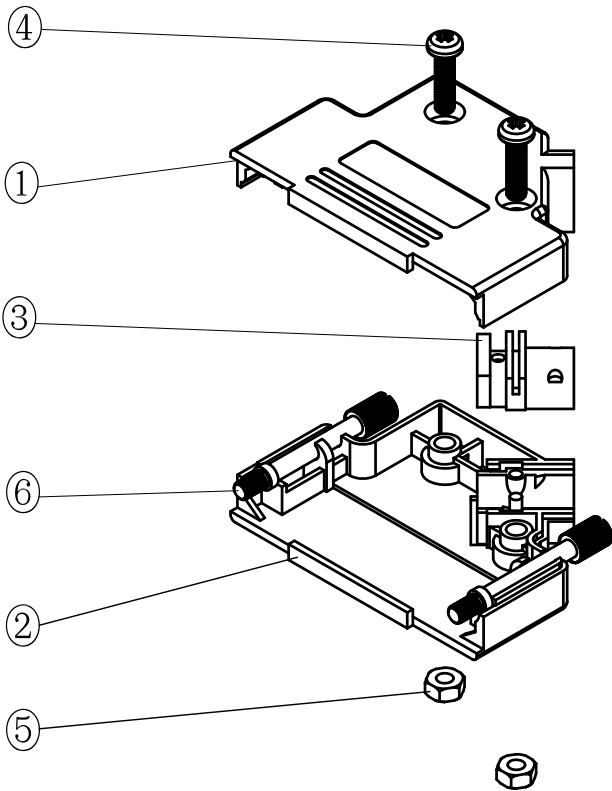
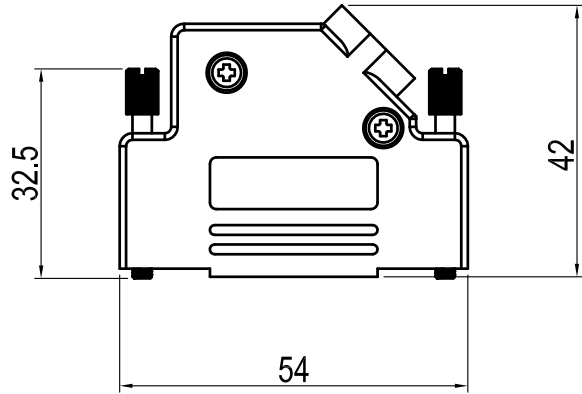
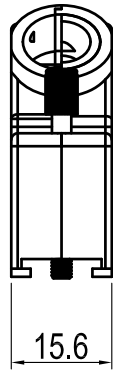


MHD45PK-SERIES

DRAWING No:



No.	Changes and/or Note No.	Date	Intr	No	Changes and/or Note No.	Date	Intr

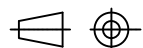


Part Number:	Description:	Pack:	1	1	Top-D45PK-25	Cover
6560-0146-13	MHD45PK-25-K	Kit	2	1	Bottom-D45PK-25	Cover
6561-0146-13	MHD45PK-25	Bulk	3	1	D45ZK-D1	Grommet
			4	2	M3X11.5	Screw
			5	2	M3	NUT
			6	2	UNC 4-40X32.5	Jack screw
			Item	QTY	Part Number	Description

DATE: 2008-09-25	DRAWN: YGY	SCALE:	MATERIAL TYPE:
Auditing:	APPROVED: MRR		REPLACES:

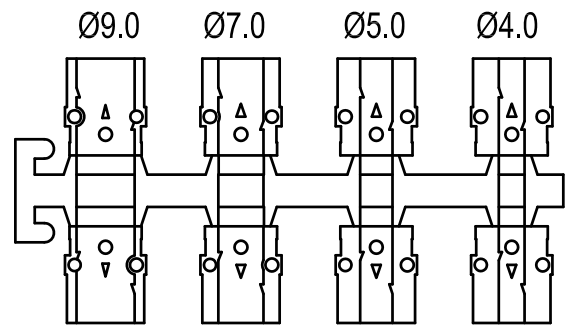
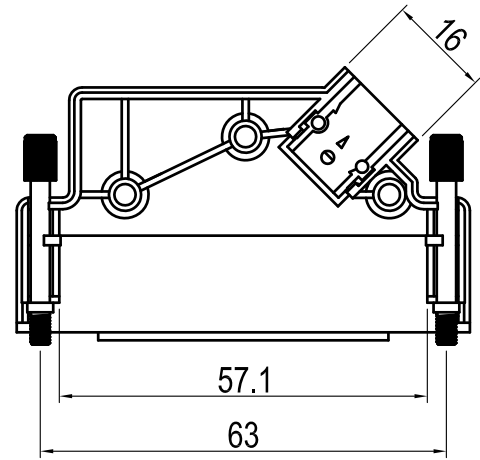
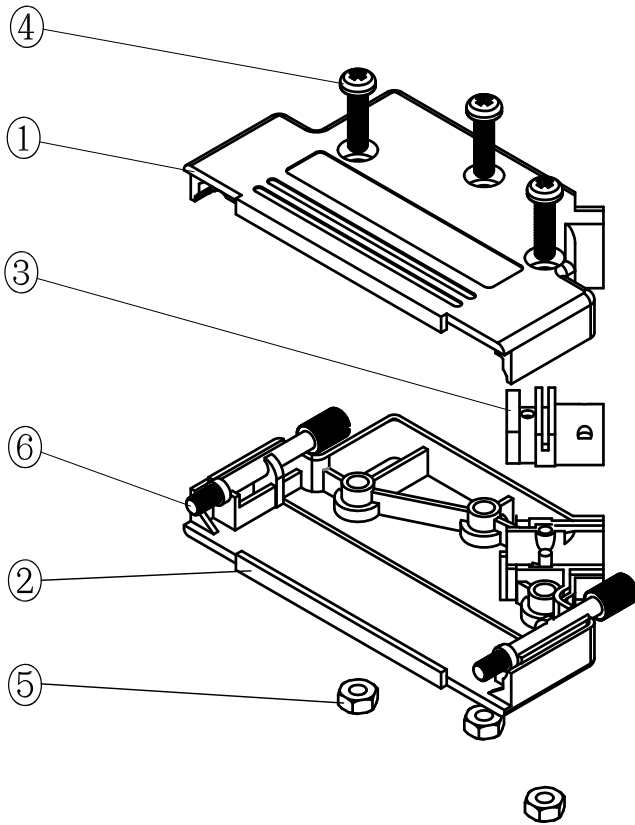
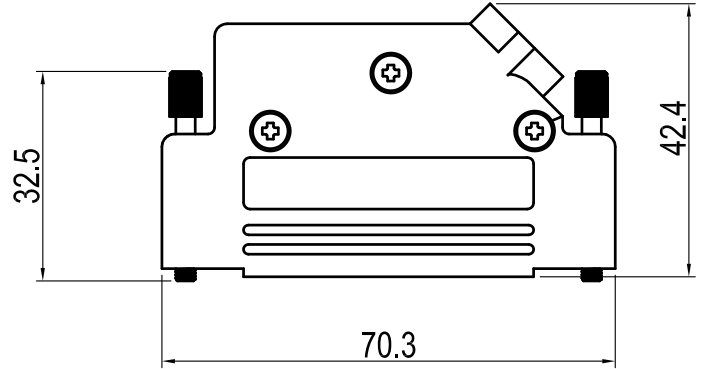
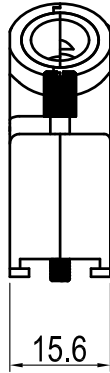


MHD45PK-SERIES



DRAWING No:

No.	Changes and/or Note No.	Date	Intr	No	Changes and/or Note No.	Date	Intr



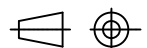
Part Number:	Description:	Pack:	1	1	Top-D45PK-37	Cover
6560-0146-14	MHD45PK-37-K	Kit	2	1	Bottom-D45PK-37	Cover
6561-0146-14	MHD45PK-37	Bulk	3	1	D45ZK-D1	Grommet
			4	3	M3X11.5	Screw
			5	3	M3	NUT
			6	2	UNC 4-40X32.5	Jack screw
			Item	QTY	Part Number	Description

DATE: 2008-09-25	DRAWN: YGY	SCALE:	MATERIAL TYPE:
Auditing:	APPROVED: MRR	REPLACES:	



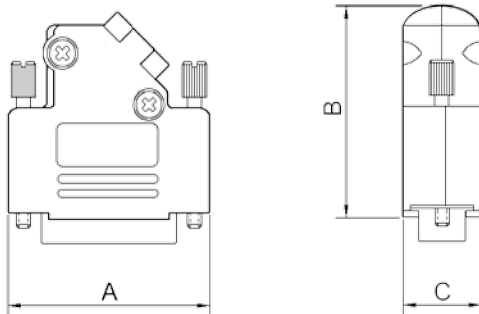
MHD45PK-SERIES

DRAWING No:

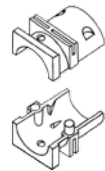
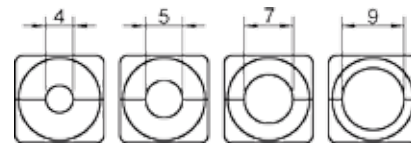


## TECHNICAL SPECIFICATIONS

<b>Material:</b>	UL 94 V-0 Plastic Material
<b>Plating:</b>	Nickel over Copper
<b>Operating Temperature:</b>	-55°C to +110°C
<b>Cable Entry:</b>	Side Entry
<b>Thumbscrews:</b>	UNC 4-40 (Standard) M2,5 or M3 on request
<b>Cable O.D.:</b>	Up to 13mm
<b>Accessories:</b>	See page 186-190
<b>Assembly Instruction:</b>	See page 195



Grommet Sizes MHD45PK 9-37:



Size MHD45PK	Dim A	Dim B	Dim C
9-way	31,0	36,3	15,0
15-way	39,5	40,3	15,0
25-way	53,2	40,3	15,0
37-way	69,7	40,3	15,0

### Features:

- Available in sizes 9-15-25-37
- Suitable for any common Sub-D Connector
- Strain relief inserts ensure a secure termination
- Re-openable
- Company logo available upon request
- Also available in Unshielded Version, See page 10
- Recyclable

### Ordering information:

Size:	P/N - Kitted:	Product Code:
9-way	6560-0146-11	MHD45PK-9-K
15-way	6560-0146-12	MHD45PK-15-K
25-way	6560-0146-13	MHD45PK-25-K
37-way	6560-0146-14	MHD45PK-37-K

Size:	P/N - BULK:	Product Code:
9-way	6561-0146-11	MHD45PK-9
15-way	6561-0146-12	MHD45PK-15
25-way	6561-0146-13	MHD45PK-25
37-way	6561-0146-14	MHD45PK-37