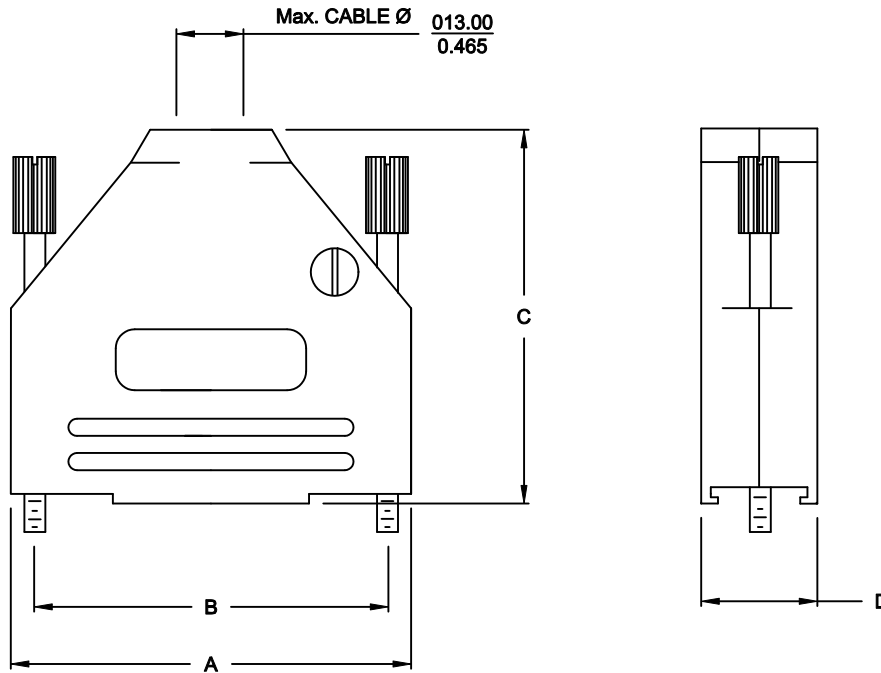


BACKSHELL KIT INCLUDES:

- (2) BACKSHELL HALVES
- (2) 4-40 THUMBSCREWS
- (2) HOUSING SCREWS
- (1) SET OF COMPRESSION INSERTS - VARIOUS SIZES
DIAMETERS 4mm (.157"), 5mm (.167"), 7mm (.276"), 9mm (.354")
- (1) COMPRESSION SPRING

DIMENSIONS (mm/in)				
SIZE	A $\pm_{0.10}^{.25}$	B $\pm_{.005}^{.13}$	C $\pm_{0.10}^{.25}$	D $\pm_{0.10}^{.25}$
9	31.20	24.99	39.90	15.00
	1.228	0.984	1.571	0.591
15	39.50	33.32	41.50	15.00
	1.555	1.312	1.634	0.591
25	53.40	47.04	48.60	15.00
	2.102	1.852	1.913	0.591
37	69.70	63.50	53.60	15.00
	2.744	2.500	2.110	0.591



ORDERING INFORMATION:

SIZE	P/N - KITTED	PRODUCT CODE:
9-WAY	6560-0805-01	MHDTZK-9-K
15-WAY	6560-0805-02	MHDTZK-15-K
25-WAY	6560-0805-03	MHDTZK-25-K
37-WAY	6560-0805-04	MHDTZK-37-K

SIZE	P/N - BULK	PRODUCT CODE:
9-WAY	6561-0805-01	MHDTZK-9
15-WAY	6561-0805-02	MHDTZK-15
25-WAY	6561-0805-03	MHDTZK-25
37-WAY	6561-0805-04	MHDTZK-37

BACKSHELL MATERIAL: DIE-CAST ZINC ALLOY
PLATING: NICKEL
JACKSCREWS: STEEL: Zn PLATED
M3 HOODSCREWS: STEEL: Zn PLATED
COMPRESSION INSERT: ABS, UL RECOGNIZED
COMPRESSION SPRING: STEEL, NICKEL PLATED
OPERATING TEMP: -40°C TO +120°C

THESE DRAWINGS AND SPECIFICATIONS ARE THE PROPERTY OF MH CONNECTORS LTD. AND SHALL NOT BE REPRODUCED, COPIED OR USED AS THE BASIS FOR THE MANUFACTURE OR SALE OF APPARATUS WITHOUT WRITTEN PERMISSION.


DRAWN		DATE	
P. JENKINS		03-14-12	
APPROVED		DATE	
D. CROFT		03-14-12	
SCALE	SHEET	OF	REV:
NTS	1	1	A
DRAWING No			
MHDTZK SERIES			

RoHS COMPLIANT



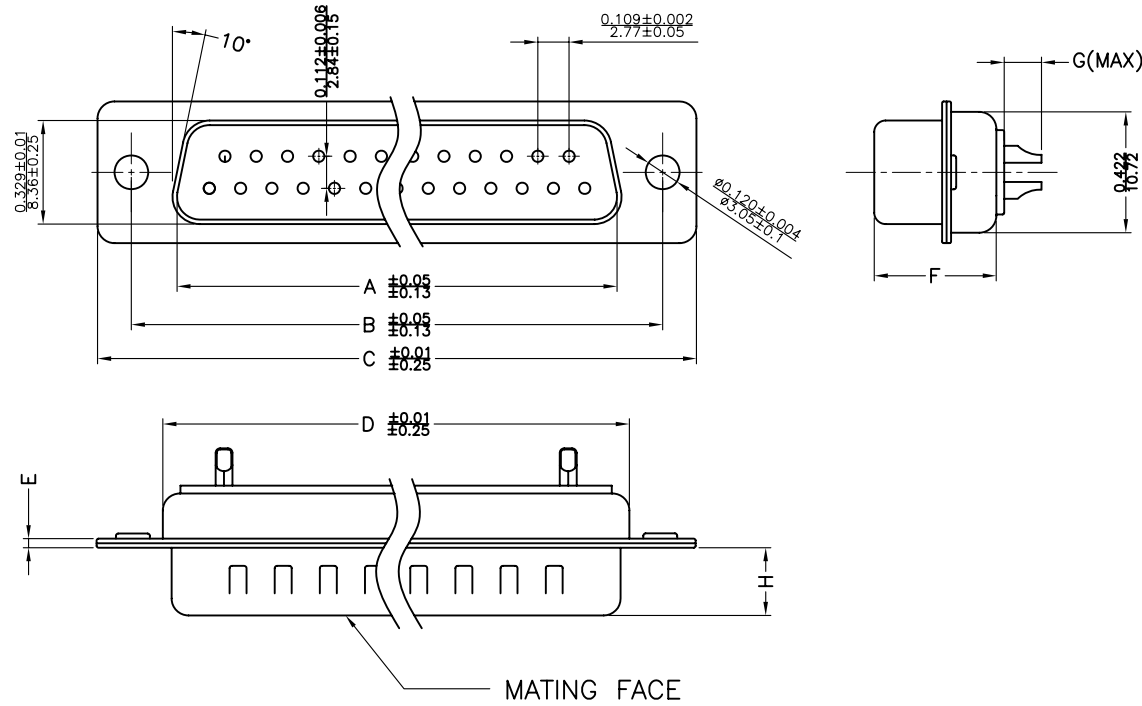
MH CONNECTORS LTD.

THIS IS A C.A.D. GENERATED DRAWING
DO NOT MAKE MANUAL REVISIONS TO MASTER.



* UNLESS OTHERWISE SPECIFIED TOLERANCES
ON DECIMAL IS: .XX ± 0.35

UNIT: MM



Material & Finish

Shell:
Steel
Nickel or Tin plated

Pin Contact:

Brass
Gold plated over nickel

Insulator:

PBT glass-fiber reinforced UL 94-V0

Number of contact:

9,15,25,37,50

Current rating: 5 amp

Dielectric strength:

1000V for one minute

Insulator resistance:

1000MΩ Min at 500V DC

Temperature: -55°C ~ 105°C

ITEM NO	A	B	C	D	E	F	G	H
MHDM9SP	16.92(0.666)	24.99(0.984)	30.81(1.213)	19.23(0.757)	1.0(0.0394)	10.8(0.425)	2.7(0.106)	5.84(0.23)
MHDM15SP	25.25(0.994)	33.32(1.312)	39.14(1.541)	27.56(1.085)	1.0(0.0394)	10.8(0.425)	2.7(0.106)	5.84(0.23)
MHDM25SP	38.96(1.534)	47.04(1.852)	53.04(2.088)	41.30(1.625)	1.0(0.0394)	10.8(0.425)	2.7(0.106)	5.84(0.23)
MHDM37SP	55.42(2.182)	63.50(2.500)	69.32(2.729)	57.71(2.272)	1.0(0.0394)	10.8(0.425)	2.7(0.106)	5.84(0.23)
MHDM50SP	52.86(2.081)	61.11(2.406)	66.92(2.634)	55.30(2.177)	1.0(0.0394)	10.8(0.425)	2.7(0.106)	5.84(0.23)

THESE DRAWINGS AND SPECIFICATIONS ARE THE PROPERTY OF MH CONNECTORS LTD. AND SHALL NOT BE REPRODUCED, COPIED OR USED AS THE BASIS FOR THE MANUFACTURE OR SALE OF APPARATUS WITHOUT WRITTEN PERMISSION.

DRAWN Johnny	DATE 07-24-12
APPROVED	DATE

SCALE 1:1	SHEET OF 1 OF 1	REV: 1.0
--------------	--------------------	-------------

DRAWING No
MHDM SP



THIS SERIES FULLY CONFORMS TO THE EUROPEAN UNION DIRECTIVES 2002/95/EC AND 2002/96/EC FOR RoHS COMPLIANCY.



MH CONNECTORS LTD.