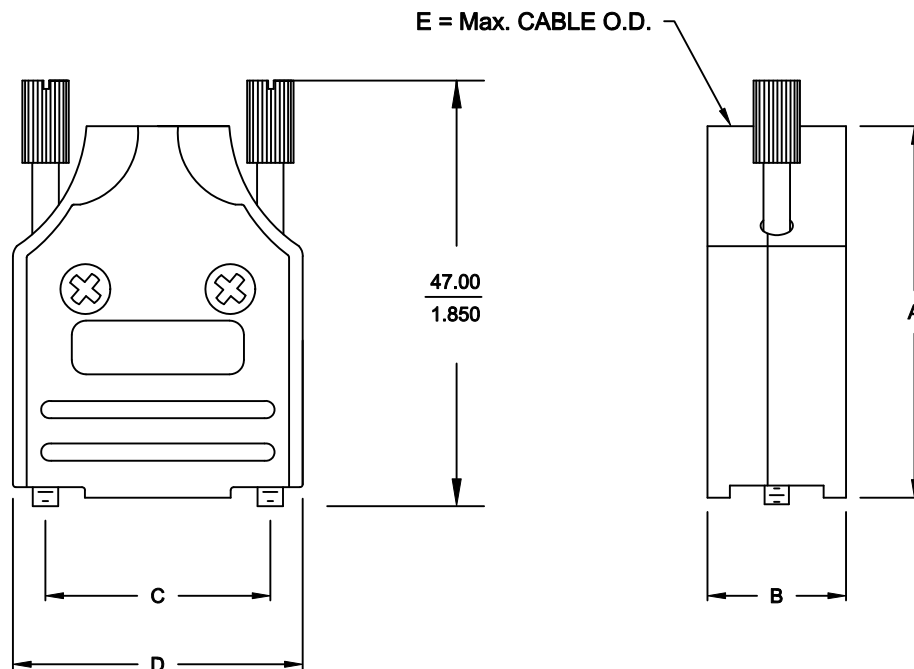


BACKSHELL KIT INCLUDES:

- (2) BACKSHELL HALVES
- (2) STRAIN RELIEF CLAMPS
- (2) STRAIN RELIEF SCREWS
- (2) MOUNTING SCREWS
- (2) THUMBSCREWS
- (1) SET METALIZED PLASTIC INSERTS - VARIOUS SIZES,
6.2mm (0.244"), 8.2mm (0.323"), 10.2mm (0.402")

DIMENSIONS (mm/in)					
SIZE:	A ± 0.25 ± 0.010	B ± 0.25 ± 0.010	C ± 0.13 ± 0.005	D ± 0.25 ± 0.010	E
09	41.30	15.39	24.99	32.21	13.00
	1.626	0.606	0.984	1.268	0.512
15	43.31	15.39	33.32	40.59	13.00
	1.705	0.606	1.312	1.598	0.512
25	49.50	15.39	47.04	54.51	13.00
	1.949	0.606	1.852	2.146	0.512
37	54.31	15.39	63.50	70.69	13.00
	2.138	0.606	2.500	2.783	0.512



ORDERING INFORMATION:

SIZE:	P/N - KITTED:	PRODUCT CODE:
9-WAY	6560-0136-01	MHDM-09-K
15-WAY	6560-0136-02	MHDM-15-K
25-WAY	6560-0136-03	MHDM-25-K
37-WAY	6560-0136-04	MHDM-37-K

SIZE:	P/N - BULK:	PRODUCT CODE:
9-WAY	6561-0136-01	MHDM-09
15-WAY	6561-0136-02	MHDM-15
25-WAY	6561-0136-03	MHDM-25
37-WAY	6561-0136-04	MHDM-37

SPECIFICATION:

- BACKSHELL: MATERIAL: DIE CAST ZINC NICKEL PLATED
- COMPRESSION INSERT: ABS - UL RECOGNIZED
- 4-40 THUMBSCREWS: STEEL - Zn PLATED
- HOUSING SCREWS: STEEL - Zn PLATED
- STRAIN RELIEF CLAMP: STEEL - NICKEL PLATED
- STRAIN RELIEF SCREWS: STEEL - Zn PLATED
- OPERATING TEMP: -40°C TO +120°C

THESE DRAWINGS AND SPECIFICATIONS ARE THE PROPERTY OF MH CONNECTORS LTD. AND SHALL NOT BE REPRODUCED, COPIED OR USED AS THE BASIS FOR THE MANUFACTURE OR SALE OF APPARATUS WITHOUT WRITTEN PERMISSION.

DRAWN	DATE
P. JENKINS	03-14-12

APPROVED	DATE
D. CROFT	03-14-12

SCALE	SHEET	OF	REV:
NTS	1	1	A


DRAWING No
MHDM SERIES

RoHS COMPLIANT



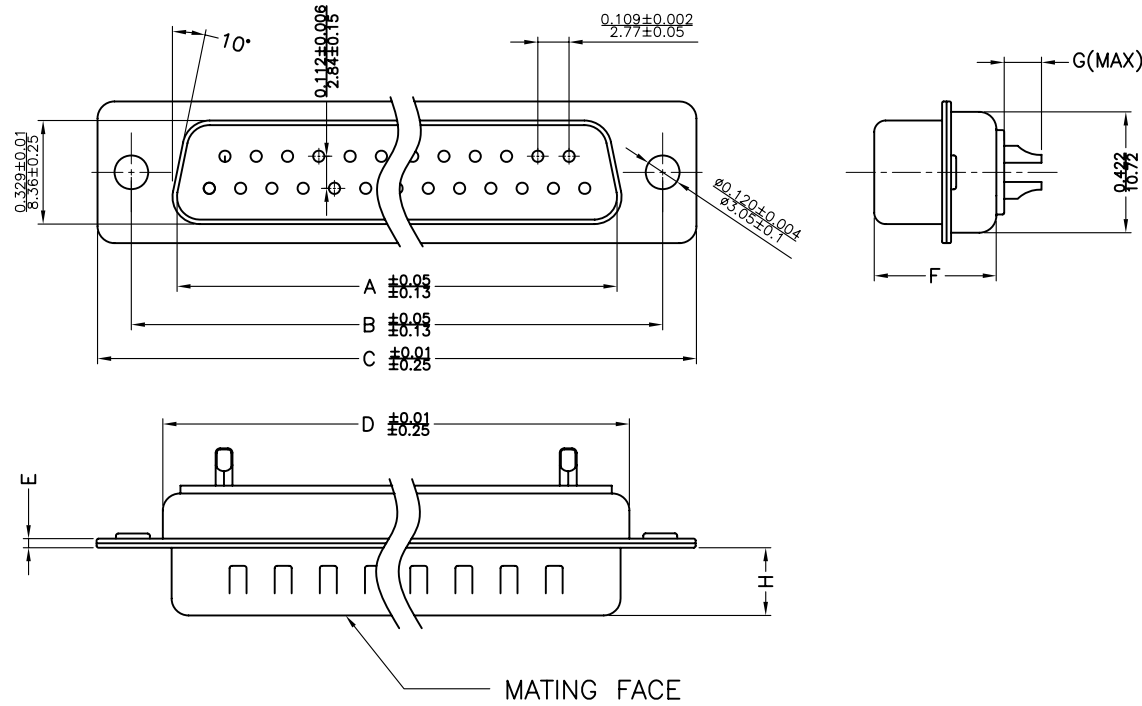
MH CONNECTORS LTD.

THIS IS A C.A.D. GENERATED DRAWING
DO NOT MAKE MANUAL REVISIONS TO MASTER.



* UNLESS OTHERWISE SPECIFIED TOLERANCES
ON DECIMAL IS: .XX ± 0.35

UNIT: MM



Material & Finish

Shell:
Steel
Nickel or Tin plated

Pin Contact:

Brass
Gold plated over nickel

Insulator:

PBT glass-fiber reinforced UL 94-V0

Number of contact:

9,15,25,37,50

Current rating: 5 amp

Dielectric strength:

1000V for one minute

Insulator resistance:

1000MΩ Min at 500V DC

Temperature:-55°C ~105°C

ITEM NO	A	B	C	D	E	F	G	H
MHDM9SP	16.92(0.666)	24.99(0.984)	30.81(1.213)	19.23(0.757)	1.0(0.0394)	10.8(0.425)	2.7(0.106)	5.84(0.23)
MHDM15SP	25.25(0.994)	33.32(1.312)	39.14(1.541)	27.56(1.085)	1.0(0.0394)	10.8(0.425)	2.7(0.106)	5.84(0.23)
MHDM25SP	38.96(1.534)	47.04(1.852)	53.04(2.088)	41.30(1.625)	1.0(0.0394)	10.8(0.425)	2.7(0.106)	5.84(0.23)
MHDM37SP	55.42(2.182)	63.50(2.500)	69.32(2.729)	57.71(2.272)	1.0(0.0394)	10.8(0.425)	2.7(0.106)	5.84(0.23)
MHDM50SP	52.86(2.081)	61.11(2.406)	66.92(2.634)	55.30(2.177)	1.0(0.0394)	10.8(0.425)	2.7(0.106)	5.84(0.23)

THESE DRAWINGS AND SPECIFICATIONS ARE THE PROPERTY OF MH CONNECTORS LTD. AND SHALL NOT BE REPRODUCED, COPIED OR USED AS THE BASIS FOR THE MANUFACTURE OR SALE OF APPARATUS WITHOUT WRITTEN PERMISSION.

DRAWN Johnny	DATE 07-24-12
APPROVED	DATE

SCALE 1:1	SHEET OF 1 OF 1	REV: 1.0
--------------	--------------------	-------------

DRAWING No
MHDM SP



THIS SERIES FULLY CONFORMS TO THE EUROPEAN UNION DIRECTIVES 2002/95/EC AND 2002/96/EC FOR RoHS COMPLIANCY.



MH CONNECTORS LTD.