



Cable Ties for thin-walled bundles

• OS-Series


Features and Benefits

The ever increasing demands within the mass transit, automotive and data cable installation industries for tighter bundles has led to problems with the conventional inside serrated cable tie design causing damage to cable insulations, especially in vibration environments.

The OS range of outside serrated cable ties have overcome these problems. The design offers high tensile strengths, low insertion forces and a smooth surface to the cable insulation - minimising any indentation or damage. The curved shape of the head allows the tie to follow the contours of the cable and takes up less space than other designs of cable ties.

Application

Designed originally for the automotive market these ties are now being used in many areas where thin-walled or soft insulation wires and cable are being installed, e.g. railways, aircraft, data cable installations, electronics.



The contoured head needs less installation space, provides low insertion force and offers high strength.

Material Data	
Material	Polyamide 6.6 Heat Stabilised (PA66HS)
Operating Temperature	-40 °C to +105 °C Continuous, (+145 °C for 500 h)
Flammability	UL94 V2



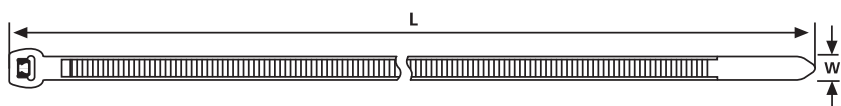
Material Data	
Material	Polyamide 4.6 (PA46)
Operating Temperature	-40 °C to +150 °C for 5000 h, (+195 °C for 500 h)
Flammability	Limited Fire Hazard, Low generation of toxic gases and corrosive acid, Low smoke generation, UL94 V2



Material Data	
Material	Polyamide 6.6 V0 High Oxygen Index (PA66V0-HOI)
Operating Temperature	-40 °C to +85 °C Continuous, (+105 °C for 500 h)
Flammability	Low generation of toxic gases and corrosive acid, Low smoke generation, UL94 V0



The new head design of the OS Series





Cable Ties for thin-walled bundles

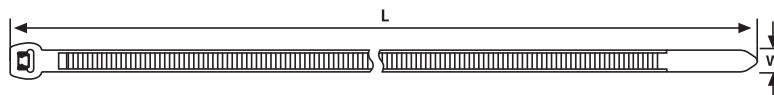
• OS-Series

Application Tool	Registration Numbers
MK3SP	1
MK3PNSP2, MK7P	2
MK7	3
MK7HT	4
MK20	5
MK6	6
MK9P	7
MK9	8
MK9HT	9
MK21	10

For detailed information on Application Tools please refer to page 561.



Smooth surface prevents insulation damage by chafe and indentation.



OS Series

Technical Table

Article-No.	Type	Length (L)	Width (W)	Bundle Ø min.	Bundle Ø max.	Min. Tensile Strength (N)	Material	Colour	Application Tool
Polyamide 6.6 Heat Stabilised									
118-00035	T18ROS	100	2.5	1.6	20.0	80	PA66HS	Natural (NA)	1-3, 5
118-04701	T18ROS	100.0	2.5	1.6	20.0	80	PA66HS	Black (BK)	1-3, 5
118-00064	T30ROS	148	3.4	1.6	35.0	135	PA66HS	Natural (NA)	1-3, 5
118-04800	T30ROS	145	3.4	1.6	35.0	135	PA66HS	Black (BK)	1-3, 5
118-00044	T30LOS	200	3.4	1.6	50.0	135	PA66HS	Natural (NA)	1-3, 5
118-04900	T30LOS	200	3.4	1.6	50.0	135	PA66HS	Black (BK)	1-3, 5
118-05859	T50SOS	150	4.6	1.6	35.0	225	PA66HS	Natural (NA)	1-5
118-05850	T50SOS	150.0	4.6	1.6	35.0	225	PA66HS	Black (BK)	1-5
118-05059	T50ROS	200	4.6	1.6	50.0	225	PA66HS	Natural (NA)	1-5
118-05040	T50ROS	200.0	4.6	1.6	50.0	225	PA66HS	Black (BK)	1-5
118-00055	T50MOS	245	4.6	1.6	66.0	225	PA66HS	Natural (NA)	1-5
118-00018	T50MOS	245	4.6	1.6	66.0	225	PA66HS	Black (BK)	1-5
118-05900	T50LOS	384	4.6	1.6	110	225	PA66HS	Black (BK)	1-5
118-00067	T120ROS	385	7.6	5.0	105	535	PA66HS	Natural (NA)	6-10
118-00066	T120ROS	385	7.6	5.0	105	535	PA66HS	Black (BK)	6-10
Polyamide 6.6 V0-HOI									
118-00079	T18ROS	100	2.5	1.6	20.0	80	PA66V0-HOI	White (WH)	1-3, 5
118-00080	T30LOS	200	3.4	1.6	50.0	135	PA66V0-HOI	White (WH)	1-3, 5
118-00081	T50MOS	245	4.6	1.6	66.0	225	PA66V0-HOI	White (WH)	1-5
118-00082	T120ROS	385	7.6	5.0	105	535	PA66V0-HOI	White (WH)	6-10
Polyamide 4.6									
118-05078	T50ROS	200	4.6	1.6	50.0	225	PA46	Grey (GY)	1-5

All dimensions in mm. Subject to technical changes.

Other materials available on request.



Please note! Not all products listed on this page may have this approval.

For product specific approvals please refer to the Appendix.