

Housing - HC-ADV-B10-HHWH-1TTM32-EMC-AL - 1413402

Please be informed that the data shown in this PDF Document is generated from our Online Catalog. Please find the complete data in the user's documentation. Our General Terms of Use for Downloads are valid (<http://download.phoenixcontact.com>)



HEAVYCON ADVANCE sleeve housing, B10, with stainless steel screw locking (Allen screw), salt-water-resistant aluminum, height 93.7 mm, with 1x M32 thread, straight cable outlet, without surface; conductive seal (EMC properties)



Key commercial data

package_quantity	1
GTIN	4055626030364

Technical data

Dimensions

Height	93.7 mm
Width	57 mm
Length	105 mm
Length of the assembly cutout	65 mm
Width of the assembly cutout	35 mm

Ambient conditions

Degree of protection of housing (IP)	IP66
Degree of protection of housing (IP)	IP68 (0.2 bar/24 h)
Degree of protection of housing (IP)	IP69K (ISO 20653:2013-02)
Degree of protection of housing (NEMA)	4 (UL 50e)
Degree of protection of housing (NEMA)	4X (UL 50e)
Degree of protection of housing (NEMA)	12 (UL 50e)
Ambient temperature (operation)	-40 °C ... 125 °C

General

Note	For contact inserts HC-B10, BB18, DD42, M, K8/24
Size	B10
Housing type	Sleeve housing
Locking type	Screw locking
Torque	3 Nm (Locking screw)
Fixing screws	M6 (screw head: 5 mm Allen screw)
No. of cable outlets	1

Housing - HC-ADV-B10-HHWH-1TTM32-EMC-AL - 1413402

Technical data

General

Cable exit	straight
Screw connection	none
Type of the screw connection	1x M32
Housing material	Die-cast aluminum, salt water resistant
Housing surface material	Uncoated
Seal material	NBR, conductive
Material lock	Stainless steel
Assembly instructions	In order to guarantee that the ground conductor contact functions even when plugged in at an angle, the two panel mounting flanges must have sufficient electrical contact with the metal mounting panel.
Connection	To ensure optimum shielding, any insulating power coating must be removed from the profile gasket area on the control cabinet panel. Tightening torque of locking screw: 3 Nm.

Classifications

eCl@ss

eCl@ss 5.1	27143424
eCl@ss 6.0	27143423
eCl@ss 8.0	27440202
eCl@ss 9.0	27440202

ETIM

ETIM 5.0	EC000437
ETIM 6.0	EC000437





UNSPSC

UNSPSC 13.2	31261501
--------------------	----------

Approvals


EAC / GL / UL Recognized / cUL Recognized / cULus Recognized /

Approval details

EAC 
GL 
UL Recognized 
cUL Recognized 

Housing - HC-ADV-B10-HHWH-1TTM32-EMC-AL - 1413402

Approvals

cULus Recognized 

Accessories

Panel mounting flange

HC-B-AF - 1686533



HC-B-AF-SET - 1604638



Protective cover

HC-B 10-TMS-SD-IP50 - 1690749



HC-B 10-TMS-SD-IP65 - 1690781



Mounting material

Housing - HC-ADV-B10-HHWH-1TTM32-EMC-AL - 1413402

Accessories

HC-B-TMS-ERSSCHR-IMB - 1409244



Screwdriver tools

SF-BIT-HEXB 5-89 - 1208911



SF-M BH - 1212070



Full screw connection

HC-K-KV-M32(15-21) - 1690642



HC-M-KV-M32(14-21) - 1690587



Housing - HC-ADV-B10-HHWH-1TTM32-EMC-AL - 1413402

Accessories

HC-M-KV-M32(19-27) - 1646010



HC-EMV-KV-M32(11-21) - 1690529



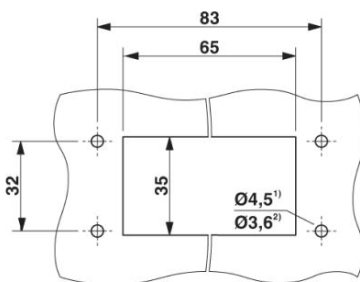
Labeled device marker

US-EMLP (20X9) CUS - 0830085



Drawings

Dimensional drawing

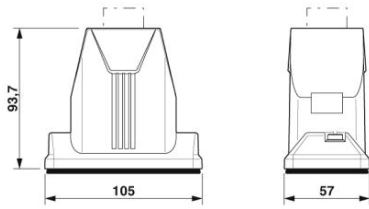


Panel cutout

2) When self-tapping screws are used (Torx® 20, M4)

Housing - HC-ADV-B10-HHWH-1TTM32-EMC-AL - 1413402

Dimensional drawing



Dimensional drawing

Phoenix Contact 2016 © - all rights reserved
<http://www.phoenixcontact.com>