

# Female insert - HC-D 7-I-CT-F - 1584347

Please be informed that the data shown in this PDF Document is generated from our Online Catalog. Please find the complete data in the user's documentation. Our General Terms of Use for Downloads are valid (<http://download.phoenixcontact.com>)



HEAVYCON female insert, D7 series, 7-pos., crimp connection, with IP65 sealing screw

## Key commercial data

package_quantity	10
GTIN	4046356142601

## Technical data

### General

Note	For HC-D7 housing, crimp contacts CK1,6-ED (crimp contacts not included in scope of supply)
Connection method	Crimp connection
Pollution degree	3
Surge voltage category	III
Constructional and testing regulations	DIN VDE 0627/86
Constructional and testing regulations	DIN VDE 0110/02.79
Constructional and testing regulations	DIN VDE 0110-1/04.97
Constructional and testing regulations	IEC 60664-1, DIN IEC 60512
Constructional and testing regulations	IEC 60352
Number of positions	7+PE
Insertion/withdrawal cycles	≥ 500
Design	D7
Connection in acc. with standard	IEC / EN
Conductor cross section	0.14 mm <sup>2</sup> ... 2.5 mm <sup>2</sup>
Connection cross section AWG	26 ... 14
Stripping length of the individual wire	8 mm
Stripping length of the individual wire	6 mm (2.5 mm <sup>2</sup> )
Assembly instructions	Connectors may be operated only when there is no load/voltage.
Connection	The inserts may only be used in plastic housing at voltages > 42 V, as it is not possible to establish a connection between the protective conductor and housing. Product already includes one IP65 sealing screw.

### Ambient conditions

Ambient temperature (operation)	-40 °C ... 125 °C (including heating up of contacts)
---------------------------------	--

# Female insert - HC-D 7-I-CT-F - 1584347

## Technical data

### Material data

Inflammability class according to UL 94	V0
Contact material	Copper alloy
Contact surface material	Ag (alternatively Au)
Contact carrier material	PA

### Electrical characteristics

Rated voltage (III/3)	250 V
Rated surge voltage	4 kV
Rated current	10 A

## classifications

### eCl@ss

eCl@ss 4.0	27140816
eCl@ss 4.1	27140816
eCl@ss 5.0	27143424
eCl@ss 5.1	27143424
eCl@ss 6.0	27261205
eCl@ss 7.0	27440207
eCl@ss 8.0	27440207

### ETIM

ETIM 2.0	EC000438
ETIM 3.0	EC000438
ETIM 4.0	EC000438
ETIM 5.0	EC000438

### UNSPSC

UNSPSC 6.01	30211923
UNSPSC 7.0901	39121522
UNSPSC 11	39121522
UNSPSC 12.01	39121522
UNSPSC 13.2	39121522

## accessories

### Coding element

CK1,6-ED-BB - 1645888



## Female insert - HC-D 7-I-CT-F - 1584347

accessories

---

### Assembly tool

VC-EW 1,6 - 1884869



### Crimping tool

CRIMPFOX-1,6/2,5-ED-4,0 - 1687419



### Fiber optics contact

CK1,6-ED-BU-POF - 1885004



### Crimp contact

CK1,6-ED-0,37BU AG - 1663394



## Female insert - HC-D 7-I-CT-F - 1584347

### accessories

CK1,6-ED-0,50BU AG - 1663404



CK1,6-ED-0,75BU AG - 1663417



CK1,6-ED-1,00BU AG - 1663420



CK1,6-ED-1,50BU AG - 1663433



CK1,6-ED-2,50BU AG - 1663446



CK1,6-ED-0,37BU AU - 1674969



## Female insert - HC-D 7-I-CT-F - 1584347

accessories

---

CK1,6-ED-0,50BU AU - 1674480



CK1,6-ED-0,75BU AU - 1672440



CK1,6-ED-1,00BU AU - 1674943



CK1,6-ED-1,50BU AU - 1674930



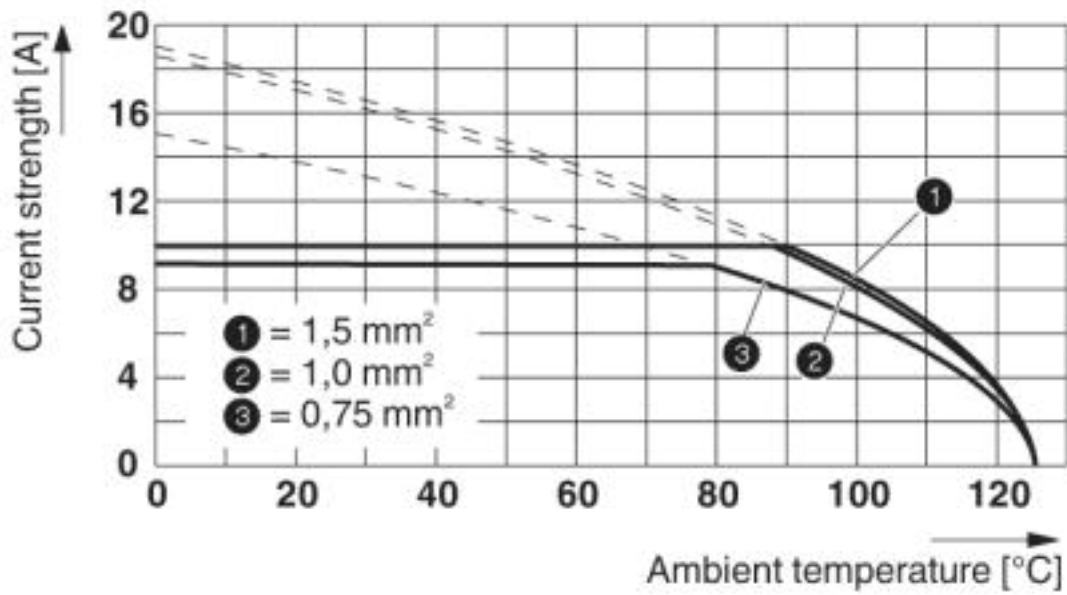
CK1,6-ED-2,50BU AU - 1674985



Drawings

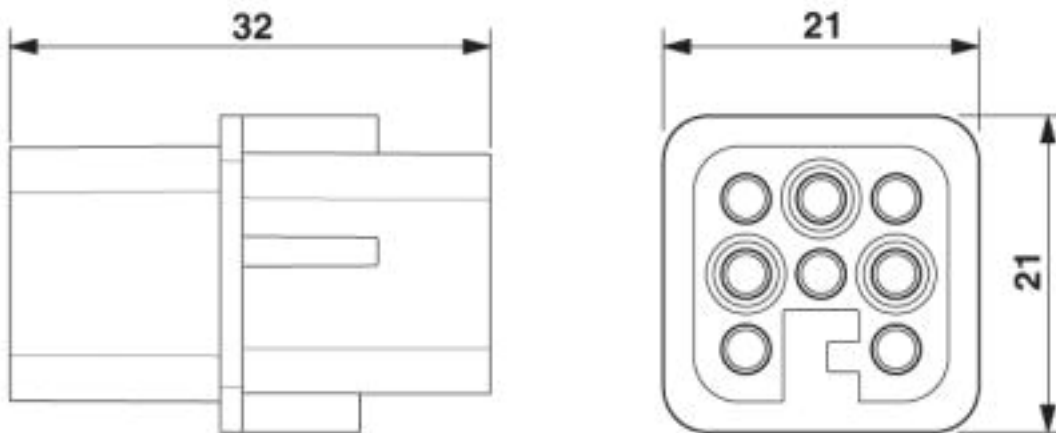
# Female insert - HC-D 7-I-CT-F - 1584347

Diagram



Derating diagram: Series HC-D 7-I-CT..

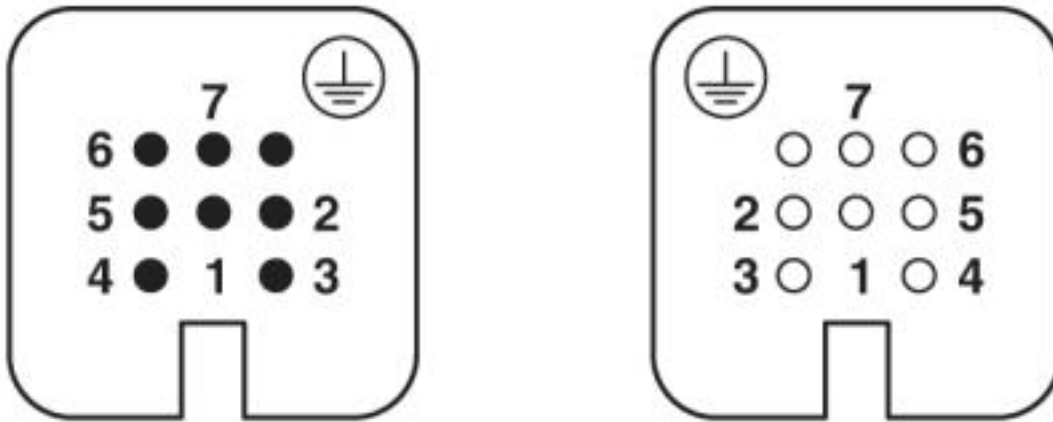
Dimensioned drawing



Female insert

## Female insert - HC-D 7-I-CT-F - 1584347

Schematic diagram



Connector pin assignment, connection side: left pin, right socket

© Phoenix Contact 2013 - all rights reserved  
<http://www.phoenixcontact.com>