

Plug - HCC 4-M - 1600014

Please be informed that the data shown in this PDF Document is generated from our Online Catalog. Please find the complete data in the user's documentation. Our General Terms of Use for Downloads are valid (<http://download.phoenixcontact.com>)



Plug, Connection method: Screw connection, Cross section: 0.2 mm² - 4 mm², AWG: 24 - 12, Width: 92 mm, Height: 18 mm, Color: gray, Mounting type: Direct screw connection

Product Features

- Sturdy strain relief for plug and socket
- Touch proof, even when unplugged

Key commercial data

package_quantity	50
GTIN	4017918021740

Technical data

General

Number of levels	1
Number of connections	10
Color	gray
Insulating material	PA
Inflammability class according to UL 94	V2

General

Maximum load current	25 A (with 4 mm ² conductor cross section)
Rated surge voltage	6 kV
Pollution degree	3
Surge voltage category	III
Insulating material group	I
Connection in acc. with standard	IEC 61984
Nominal current I _N	25 A
Nominal voltage U _N	500 V
Open side panel	nein

Dimensions

Width	92 mm
Length	34.2 mm
Height	18 mm

Connection data

Plug - HCC 4-M - 1600014

Technical data

Connection data

Conductor cross section solid min.	0.2 mm ²
Conductor cross section solid max.	4 mm ²
Conductor cross section AWG/kcmil min.	24
Conductor cross section AWG/kcmil max	12
Conductor cross section stranded min.	0.2 mm ²
Conductor cross section stranded max.	4 mm ²
Min. AWG conductor cross section, stranded	24
Max. AWG conductor cross section, stranded	12
Conductor cross section stranded, with ferrule without plastic sleeve min.	0.25 mm ²
Conductor cross section stranded, with ferrule without plastic sleeve max.	4 mm ²
Conductor cross section stranded, with ferrule with plastic sleeve min.	0.25 mm ²
Conductor cross section stranded, with ferrule with plastic sleeve max.	4 mm ²
2 conductors with same cross section, solid min.	0.2 mm ²
2 conductors with same cross section, solid max.	2.5 mm ²
2 conductors with same cross section, stranded min.	0.2 mm ²
2 conductors with same cross section, stranded max.	2.5 mm ²
2 conductors with same cross section, stranded, TWIN ferrules with plastic sleeve, min.	0.5 mm ²
2 conductors with same cross section, stranded, TWIN ferrules with plastic sleeve, max.	2.5 mm ²
2 conductors with same cross section, stranded, ferrules without plastic sleeve, min.	0.25 mm ²
2 conductors with same cross section, stranded, ferrules without plastic sleeve, max.	1.5 mm ²
Connection method	Screw connection
Stripping length	7 mm
Internal cylindrical gage	A4
Screw thread	M3
Tightening torque, min	0.5 Nm
Tightening torque max	0.6 Nm

classifications

eCl@ss

eCl@ss 4.0	27141131
eCl@ss 4.1	27141131
eCl@ss 5.0	27141131
eCl@ss 5.1	27141131
eCl@ss 6.0	27141120
eCl@ss 7.0	27141120

Plug - HCC 4-M - 1600014

classifications

eCl@ss

eCl@ss 8.0	27141120
------------	----------

ETIM

ETIM 2.0	EC000897
ETIM 3.0	EC000897
ETIM 4.0	EC002638
ETIM 5.0	EC002638

UNSPSC

UNSPSC 6.01	30211811
UNSPSC 7.0901	39121410
UNSPSC 11	39121410
UNSPSC 12.01	39121410
UNSPSC 13.2	39121410

approvals

CSA / UL Recognized / GOST / LR / GL / BV / DNV / GOST /

Approval details

Nominal voltage UN	300 V
Nominal current IN	20 A
mm ² /AWG/kcmil	28-10

Usegroups	B	C	
Nominal voltage UN	250 V	300 V	300 V
Nominal current IN	20 A	20 A	20 A
mm ² /AWG/kcmil	30-10	30-10	30-10

--	--

LR

Plug - HCC 4-M - 1600014


approvals

Nominal voltage UN	500 V
Nominal current IN	25 A
mm ² /AWG/kcmil	4

GL	
Nominal voltage UN	500 V
Nominal current IN	25 A
mm ² /AWG/kcmil	4

BV

DNV



accessories

Strain relief

HCC 4-SR - 3100224



Coding element

CP-HCC 4 - 1600027



Screwdriver tools

Plug - HCC 4-M - 1600014

accessories

SZS 0,6X3,5 - 1205053

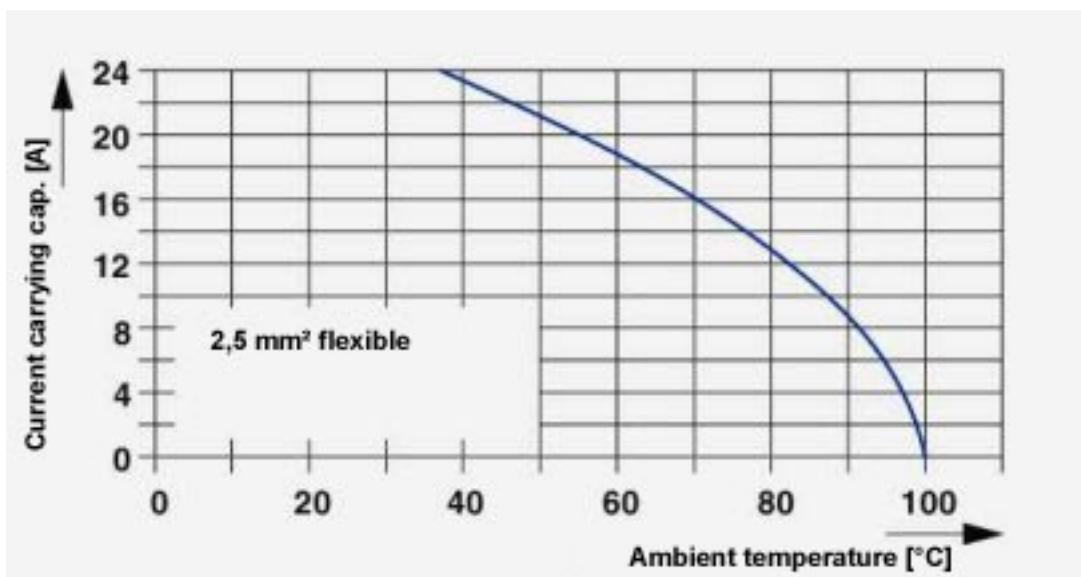


accessories

BNB-HCC 4 - 1600056

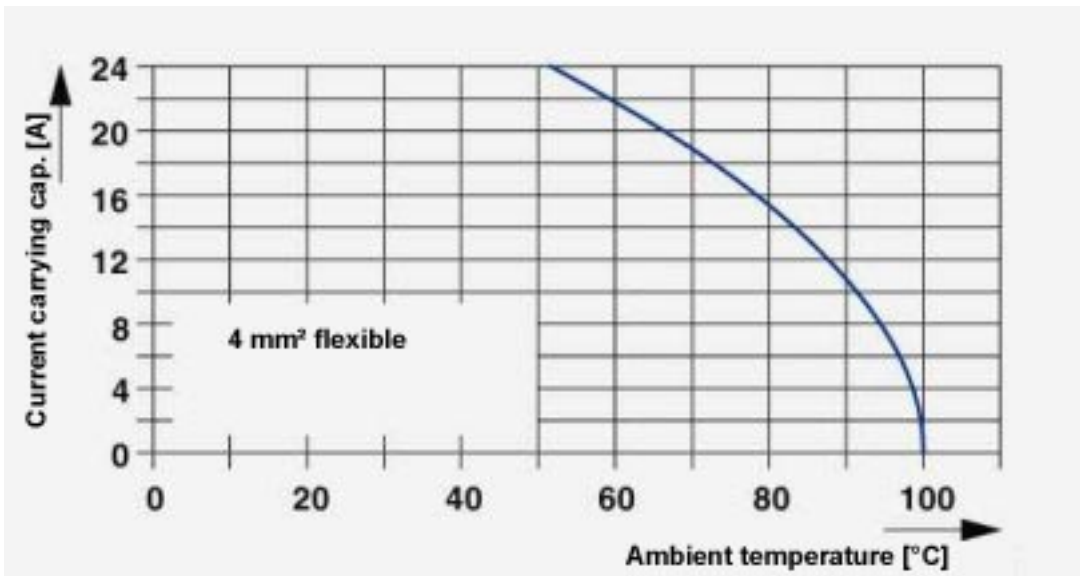
Drawings

Diagram

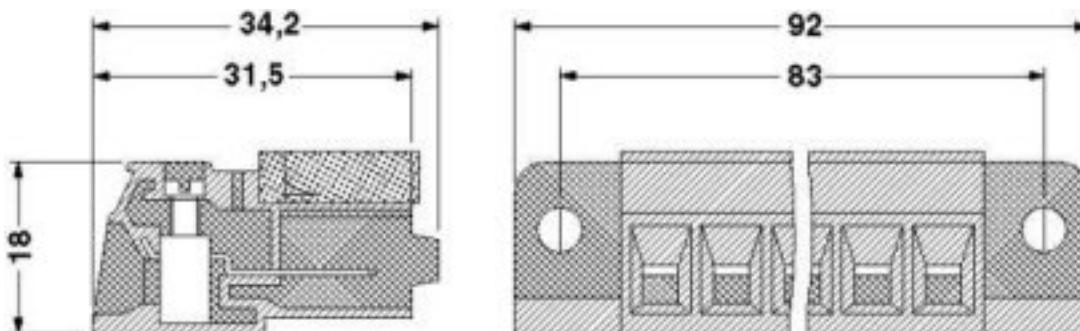


Plug - HCC 4-M - 1600014

Diagram

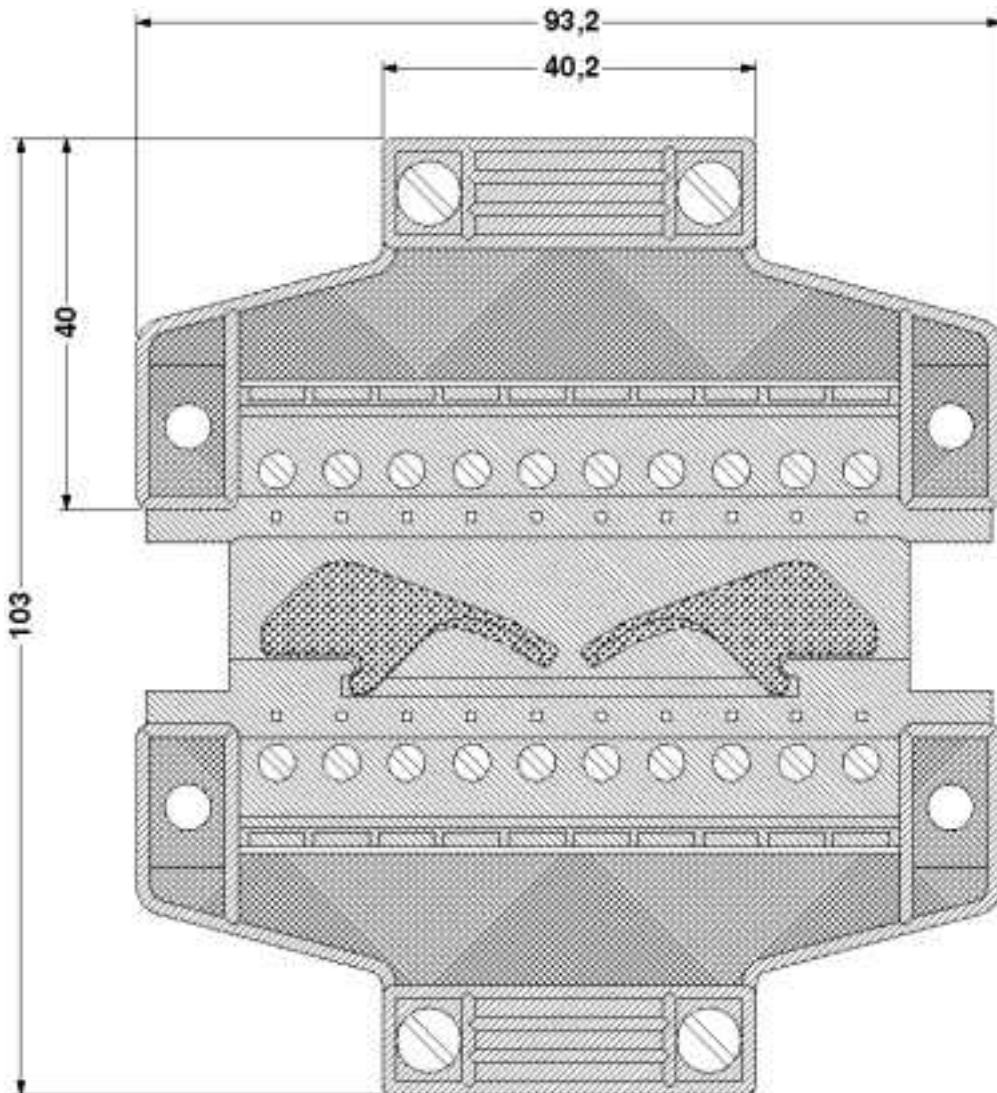


Dimensioned drawing



Plug - HCC 4-M - 1600014

Dimensioned drawing



© Phoenix Contact 2013 - all rights reserved
<http://www.phoenixcontact.com>