

Contact insert - HC-B 10-I-UT-M - 1648173

Please be informed that the data shown in this PDF Document is generated from our Online Catalog. Please find the complete data in the user's documentation. Our General Terms of Use for Downloads are valid (<http://download.phoenixcontact.com>)



HEAVYCON male insert, B10 series, 10-pos., screw connection. PE connection using tension sleeve technology.

Product Features

- For fast coding with plastic profile
- PE connection using tension sleeve technology

Key commercial data

package_quantity	10
GTIN	4046356092296

Technical data

General

Note	For HEAVYCON ADVANCE and HEAVYCON housing of B10 type. Plug-in connections may only be operated only when there is no load/voltage.
Connection method	Screw connection
Tightening torque	0.5 Nm ... 0.8 Nm
Pollution degree	3
Surge voltage category	III
Constructional and testing regulations	DIN EN 61984
Constructional and testing regulations	DIN EN 60664
Constructional and testing regulations	IEC 60352
Number of positions	10+PE
Insertion/withdrawal cycles	≥ 500
Design	B10
Connection in acc. with standard	IEC / EN
Conductor cross section	0.5 mm ² ... 2.5 mm ²
Connection cross section AWG	20 ... 14
Stripping length of the individual wire	8 mm
Assembly instructions	Coding also using the CP-HC (1686478) coding profiles. HC-B6../HC-B10..for two coding profiles. HC-B16../HC-B24..for four coding profiles.
Connection	For housings of type B10. Connectors may only be actuated when there is no load/voltage.

Ambient conditions

Contact insert - HC-B 10-I-UT-M - 1648173

Technical data

Ambient conditions

Ambient temperature (operation)	-40 °C ... 125 °C (including heating up of contacts)
--	--

Material data

Inflammability class according to UL 94	V0
Contact material	Copper alloy
Contact surface material	Ag
Contact carrier material	PA

Electrical characteristics

Rated voltage (III/3)	500 V
Rated surge voltage	6 kV
Rated current	16 A

classifications

eCl@ss

eCl@ss 4.0	272607xx
eCl@ss 4.1	27260701
eCl@ss 5.0	27143424
eCl@ss 5.1	27143424
eCl@ss 6.0	27143424
eCl@ss 7.0	27440209
eCl@ss 8.0	27440209

ETIM

ETIM 3.0	EC000438
ETIM 4.0	EC000438
ETIM 5.0	EC000438

UNSPSC

UNSPSC 6.01	30211923
UNSPSC 7.0901	39121522
UNSPSC 11	39121522
UNSPSC 12.01	39121522
UNSPSC 13.2	39121522

approvals

CSA / UL Recognized / cUL Recognized / cULus Recognized /

Approval details

Contact insert - HC-B 10-I-UT-M - 1648173

approvals

CSA	
Nominal voltage UN	600 V
Nominal current IN	13 A
mm ² /AWG/kcmil	22-14

UL Recognized	
Nominal voltage UN	600 V
Nominal current IN	13 A
mm ² /AWG/kcmil	22-14

cUL Recognized	
Nominal voltage UN	600 V
Nominal current IN	13 A
mm ² /AWG/kcmil	22-14

cULus Recognized	
-------------------------	--

accessories

Mounting material

HC-B-PES - 1604997



Contact insert - HC-B 10-I-UT-M - 1648173

accessories

HC-B-3PE - 1644326



HC-B-ZG - 1685327



HC-B-ZS - 1685330



Coding element

CP-HC - 1686478



HC-CBU - 1676860



Contact insert - HC-B 10-I-UT-M - 1648173

accessories

HC-CB - 1772722



HC-CST - 1676857



Plug assembly frame

HC-SMR-B10 - 1687969



Plug mounting plate

HC-SMP 125-B10-AMQ - 1660960



Adapter plate

HC-B 24-ADP-B 10-GY - 1660436



Contact insert - HC-B 10-I-UT-M - 1648173

accessories

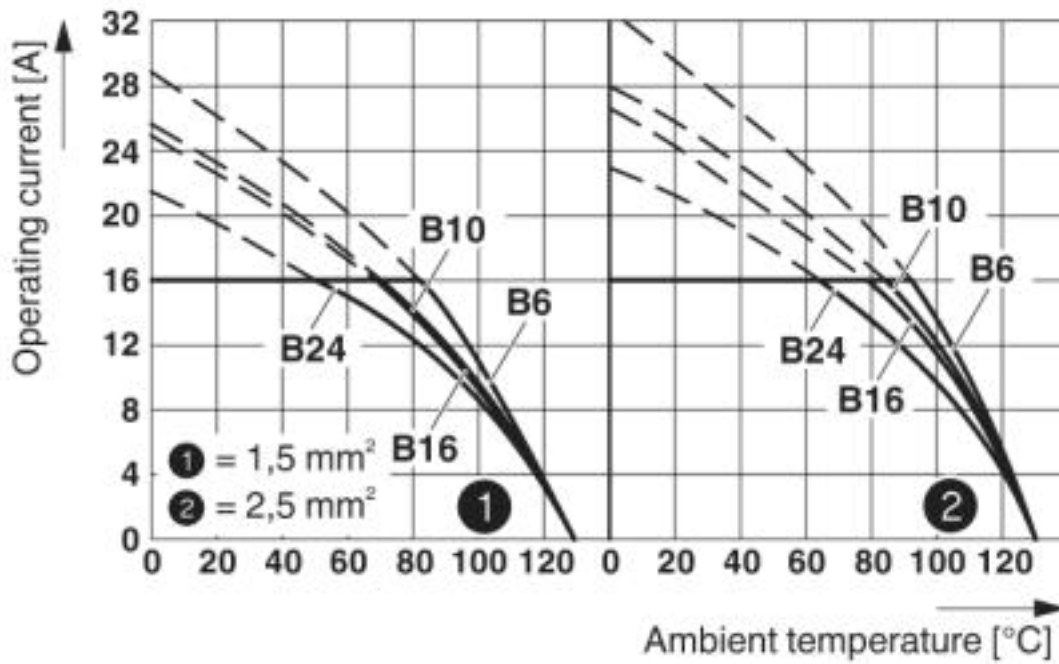
Docking frame

HC-B 10-ANDOCK - 1586125



Drawings

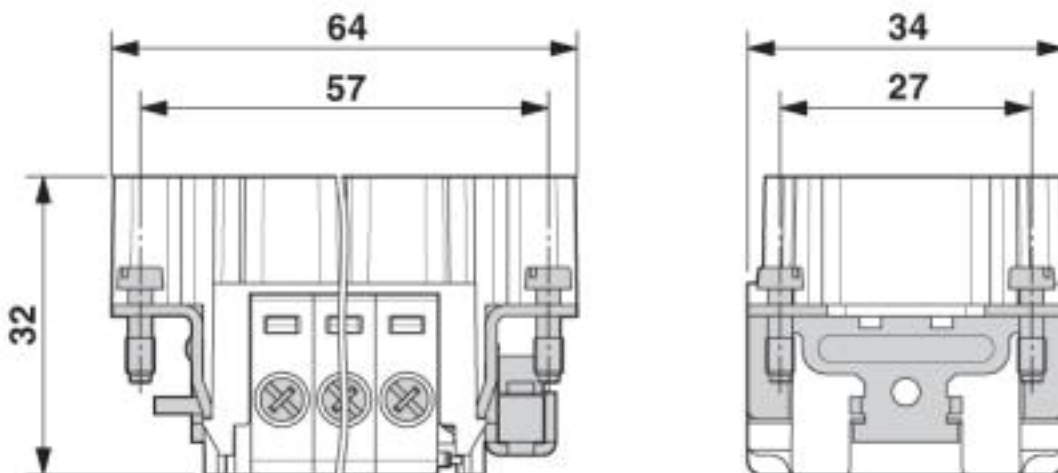
Diagram



Derating diagram

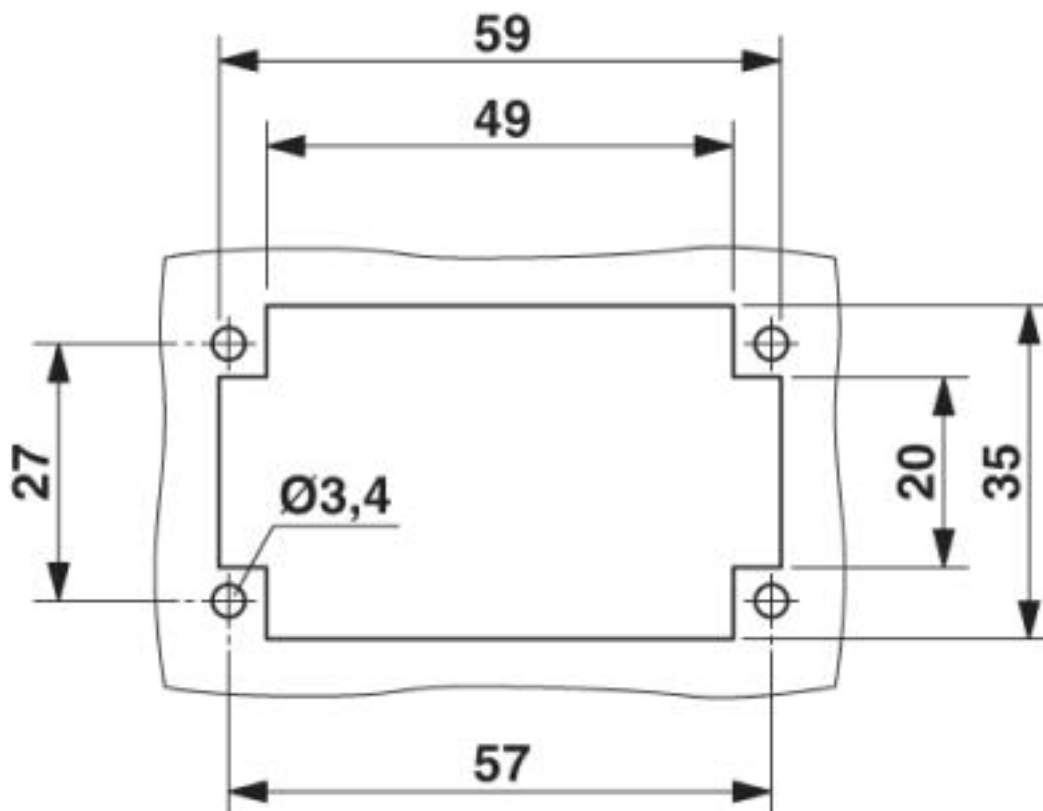
Contact insert - HC-B 10-I-UT-M - 1648173

Dimensioned drawing



Male insert


Dimensioned drawing



Panel cutout

Contact insert - HC-B 10-I-UT-M - 1648173

Schematic diagram



Connector pin assignment, connection side

© Phoenix Contact 2013 - all rights reserved
<http://www.phoenixcontact.com>