

Contact insert - VS-15-ST-DSUB-EG - 1688874

Please be informed that the data shown in this PDF Document is generated from our Online Catalog. Please find the complete data in the user's documentation. Our General Terms of Use for Downloads are valid (<http://download.phoenixcontact.com>)



D-SUB contact insert, shell size 2, with 15 signal contacts, contact type pin, with solder cup, straight, fixing with a 3 mm hole, for panel mounting frame and sleeve housing VS-15-...

Key commercial data

package_quantity	10
GTIN	4017918823023

Technical data

Mechanical characteristics

Number of positions	15
Connection profile	D-SUB 15
Insertion/withdrawal cycles	≥ 200
Connection method	Solder cup
Conductor cross section	0.5 mm ²
Connection cross section AWG	20
Insertion force per signal contact	≤ 3.40 N

Ambient conditions

Ambient temperature (operation)	-55 °C ... 125 °C
--	-------------------

Material data

Inflammability class according to UL 94	V0
Housing material	Steel, yellow chromated
Contact carrier material	Polyester GF
Contact material	Copper alloy
Contact surface material	Hard gold-plated over nickel

Electrical characteristics

Rated voltage (III/3)	125 V
Rated surge voltage	1 kV
Rated current	5 A

classifications

eCl@ss

eCl@ss 4.0	27140816
-------------------	----------

Contact insert - VS-15-ST-DSUB-EG - 1688874

classifications

eCl@ss

eCl@ss 4.1	27260701
eCl@ss 5.0	27260701
eCl@ss 5.1	27260701
eCl@ss 6.0	27260705
eCl@ss 7.0	27440309
eCl@ss 8.0	27440309

ETIM

ETIM 2.0	EC000438
ETIM 3.0	EC000438
ETIM 4.0	EC000438
ETIM 5.0	EC000438

UNSPSC

UNSPSC 6.01	30211923
UNSPSC 7.0901	39121522
UNSPSC 11	39121522
UNSPSC 12.01	39121522
UNSPSC 13.2	39121522

approvals

GOST /

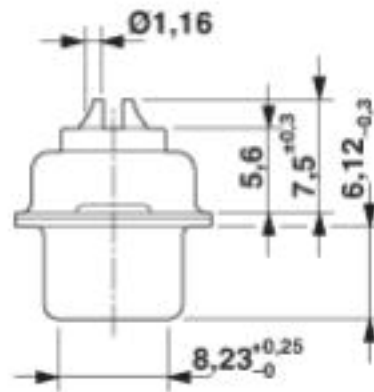
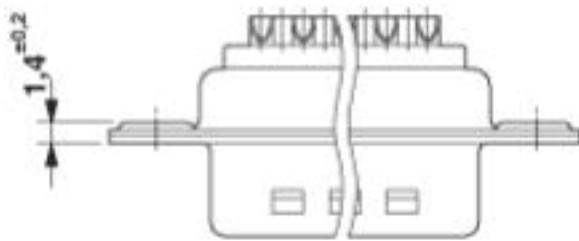
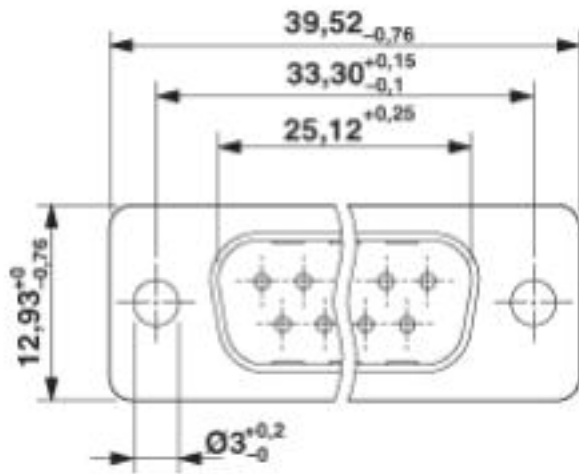
Approval details



Drawings

Contact insert - VS-15-ST-DSUB-EG - 1688874

Dimensioned drawing



D-SUB contact insert

Schematic diagram