

Base strip - DFK-MC 1,5/ 9-GF-3,81 - 1829400

Please be informed that the data shown in this PDF Document is generated from our Online Catalog. Please find the complete data in the user's documentation. Our General Terms of Use for Downloads are valid (<http://download.phoenixcontact.com>)



Plug component, Nominal current: 8 A, Rated voltage (III/2): 160 V, Number of positions: 9, Pitch: 3.81 mm, Connection method: Solder/Slip-on connection, Color: green, Contact surface: Tin, Assembly: Direct mounting

The figure shows a 10-position version of the product

Product Features

- Outside: plug-in connection for corresponding plugs with 3.81 mm pitch
- Separate screw connection with the device/housing panel
- Headers for assembly in a device/housing panel
- Inside: optional solder or 2.8 mm slip-on plug-in connection

Key commercial data

package_quantity	50
GTIN	4017918051082

Technical data

Dimensions

Pitch	3.81 mm
Dimension a	30.48 mm

General

Range of articles	DFK-MC 1,5/...-GF
Insulating material group	I
Rated surge voltage (III/3)	2.5 kV
Rated surge voltage (III/2)	2.5 kV
Rated surge voltage (II/2)	2.5 kV
Rated voltage (III/3)	160 V
Rated voltage (III/2)	160 V
Rated voltage (II/2)	320 V
Connection in acc. with standard	EN-VDE
Nominal current I _N	8 A
Nominal cross section	1.5 mm ²
Maximum load current	8 A
Insulating material	PA
Inflammability class according to UL 94	V0
Number of positions	9

Base strip - DFK-MC 1,5/ 9-GF-3,81 - 1829400

Technical data

Connection data

Conductor cross section solid min.	0.14 mm ²
Conductor cross section solid max.	1.5 mm ²
Conductor cross section stranded min.	0.14 mm ²
Conductor cross section stranded max.	1.5 mm ²
Conductor cross section AWG/kcmil min.	28
Conductor cross section AWG/kcmil max	16

classifications

eCl@ss

eCl@ss 4.0	272607xx
eCl@ss 4.1	27260701
eCl@ss 5.0	27260701
eCl@ss 5.1	27141190
eCl@ss 6.0	27260704
eCl@ss 7.0	27440402
eCl@ss 8.0	27440402

ETIM

ETIM 3.0	EC001283
ETIM 4.0	EC001283
ETIM 5.0	EC001283


UNSPSC

UNSPSC 6.01	30211810
UNSPSC 7.0901	39121409
UNSPSC 11	39121409
UNSPSC 12.01	39121409
UNSPSC 13.2	39121409

approvals

CSA / UL Recognized / VDE Gutachten mit Fertigungsüberwachung / cUL Recognized / GOST / IECCEB CB Scheme / GOST / CSA / CCA / cULus Recognized /

Approval details

	
Nominal voltage UN	150 V
Nominal current IN	8 A

Base strip - DFK-MC 1,5/ 9-GF-3,81 - 1829400

approvals

mm ² /AWG/kcmil	
----------------------------	--

UL Recognized

Usegroups	B	D
Nominal voltage UN	300 V	300 V
Nominal current IN	8 A	8 A
mm ² /AWG/kcmil		

VDE Gutachten mit Fertigungsüberwachung

Nominal voltage UN	160 V
Nominal current IN	8 A
mm ² /AWG/kcmil	0.2-1.5

cUL Recognized

Usegroups	B	D
Nominal voltage UN	300 V	300 V
Nominal current IN	8 A	8 A
mm ² /AWG/kcmil		

GOST

IECEE CB Scheme


Nominal voltage UN	160 V
Nominal current IN	8 A
mm ² /AWG/kcmil	0.2-1.5

Base strip - DFK-MC 1,5/ 9-GF-3,81 - 1829400

approvals

Usegroups	B	D	
Nominal voltage UN	150 V	150 V	150 V
Nominal current IN	8 A	8 A	8 A
mm ² /AWG/kcmil			

CCA	
Nominal voltage UN	160 V
Nominal current IN	8 A
mm ² /AWG/kcmil	0.2-1.5



accessories

Mounting material

DFK-MC SS - 0710015



Coding element

CP-MSTB - 1734634



Labeled terminal marker

Base strip - DFK-MC 1,5/ 9-GF-3,81 - 1829400

accessories

SK 3,81/2,8:FORTL.ZAHLEN - 0804109



Screwdriver tools

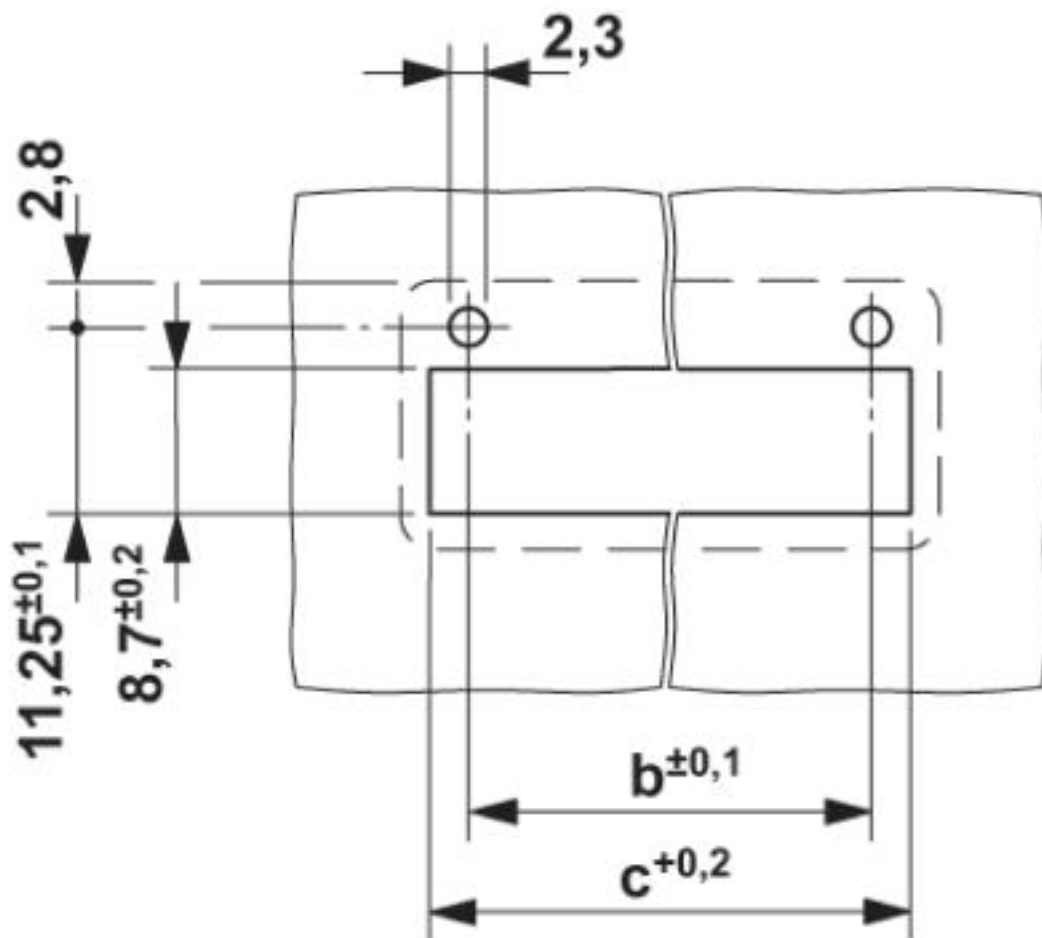
SZS 0,4X2,5 VDE - 1205037



Drawings

Base strip - DFK-MC 1,5/ 9-GF-3,81 - 1829400

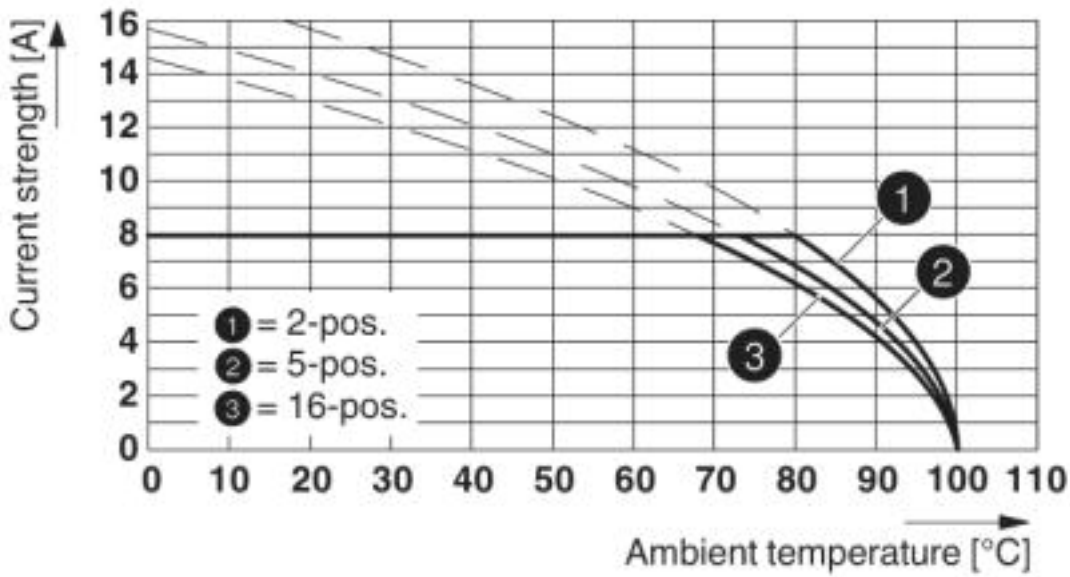
Drilling diagram



Dimension b: $6.19 \text{ mm} + (\text{no. of pos.} \times 3.81 \text{ mm})$ Dimension c: $\text{Dim. b} + 4.7 \text{ mm}$

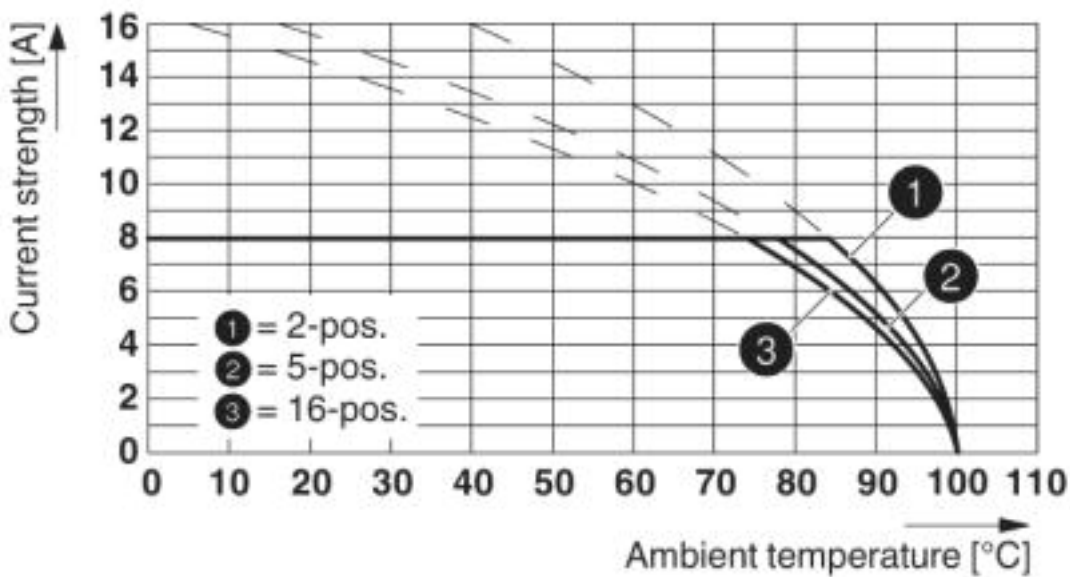
Base strip - DFK-MC 1,5/ 9-GF-3,81 - 1829400

Diagram



Type: MC 1,5/...-STF-3,81 with DFK-MC 1,5/...-GF-3,81 (with flat plug)

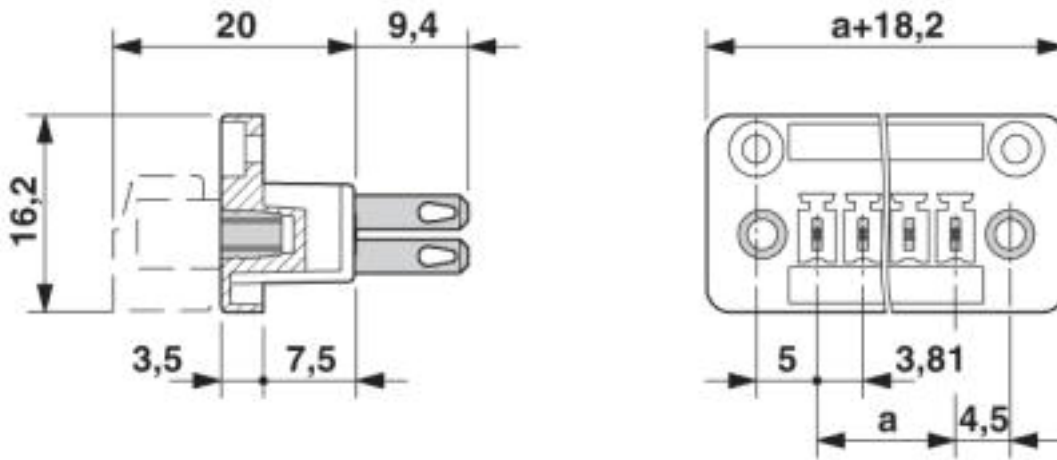
Diagram



Type: MC 1,5/...-STF-3,81 with DFK-MC 1,5/...-GF-3,81 (with solder connection)

Base strip - DFK-MC 1,5/ 9-GF-3,81 - 1829400

Dimensioned drawing



© Phoenix Contact 2013 - all rights reserved
<http://www.phoenixcontact.com>