

# Basic terminal block - URELG 4 - 2820149

Please be informed that the data shown in this PDF Document is generated from our Online Catalog. Please find the complete data in the user's documentation. Our General Terms of Use for Downloads are valid (<http://download.phoenixcontact.com>)



Basic termination blocks with screw connection for NS 32 and NS 35/7.5 DIN rail, with end cover, for ST-REL..., ST-OV... and ST-OE... plugs, 4-pos.

The illustration shows versions with a different no. of positions

## Key commercial data

package_quantity	10
GTIN	4017918076795

## Technical data

### Dimensions

Width	27 mm
Height	42.5 mm
Depth	112 mm

### General

Number of positions	4
Nominal voltage $U_N$	400 V (voltage is determined by the coupling connector.)
Nominal current $I_N$	16 A (current is determined by the coupling connector.)
Color	gray
Insulating material	PA

### Connection data

Conductor cross section solid min.	0.2 mm <sup>2</sup>
Conductor cross section solid max.	4 mm <sup>2</sup>
Conductor cross section stranded min.	0.2 mm <sup>2</sup>
Conductor cross section stranded max.	4 mm <sup>2</sup>
Conductor cross section AWG/kcmil min.	24
Conductor cross section AWG/kcmil max	12
Connection method	Screw connection
Stripping length	9 mm
Screw thread	M3

## classifications

eCl@ss

# Basic terminal block - URELG 4 - 2820149

## classifications

### eCl@ss

eCl@ss 4.0	27141127
eCl@ss 4.1	27141127
eCl@ss 5.0	27371603
eCl@ss 5.1	27371603
eCl@ss 6.0	27371603
eCl@ss 7.0	27371603
eCl@ss 8.0	27371603

### ETIM

ETIM 2.0	EC001456
ETIM 3.0	EC001456
ETIM 4.0	EC001456
ETIM 5.0	EC001456


### UNSPSC

UNSPSC 6.01	30211811
UNSPSC 7.0901	39121410
UNSPSC 11	39121410
UNSPSC 12.01	39121410
UNSPSC 13.2	39121410

## approvals

GOST / DNV /

### Approval details



## accessories

### End block

E/UK - 1201442



## Basic terminal block - URELG 4 - 2820149

accessories


---

### Bridge

DB 50- 90 GY - 2820929



DB 50- 90 BK - 2820916



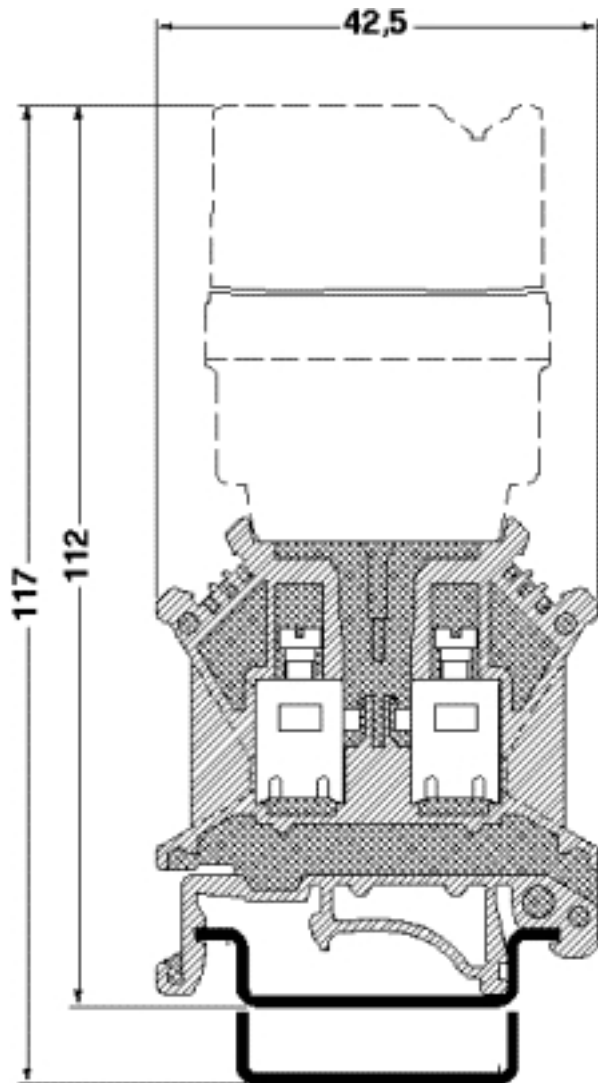
DB 50- 90 BU - 2821180



Drawings

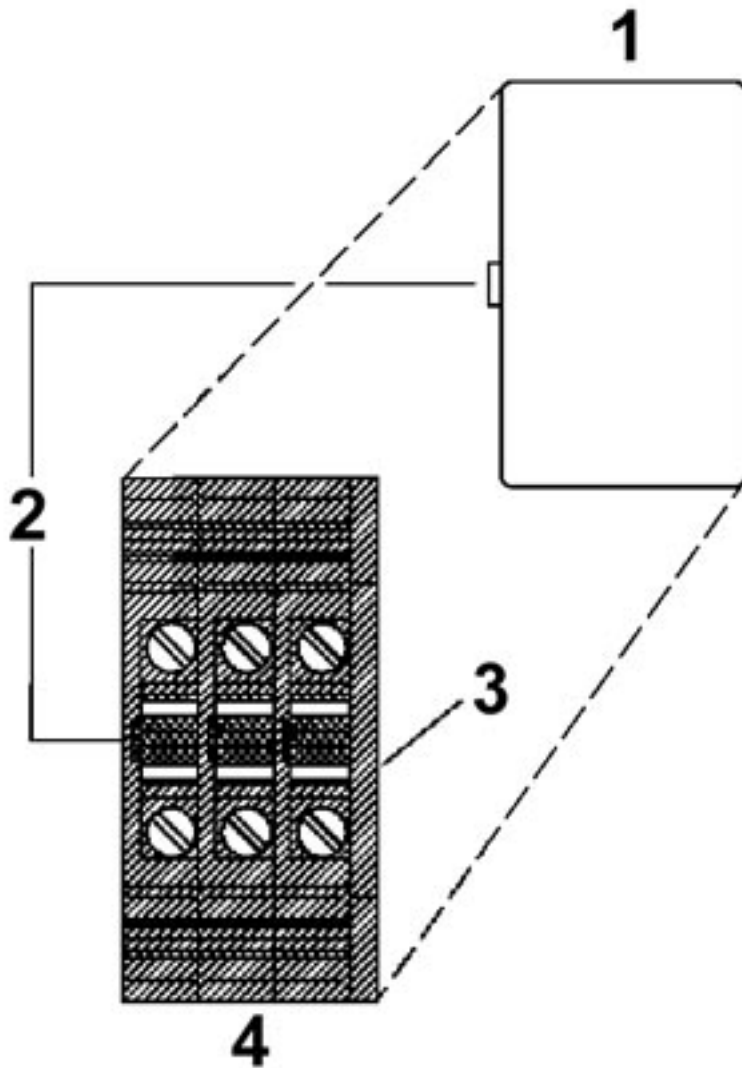
# Basic terminal block - URELG 4 - 2820149

Dimensioned drawing



## Basic terminal block - URELG 4 - 2820149

Schematic diagram



1 = Coupling connector 2 = Coding 3 = Cover 4 = Basic termination block

© Phoenix Contact 2013 - all rights reserved  
<http://www.phoenixcontact.com>