

D-SUB bus connector - SUBCON-PLUS-CAN/90/PG/ M12 - 2902322

Please be informed that the data shown in this PDF Document is generated from our Online Catalog. Please find the complete data in the user's documentation. Our General Terms of Use for Downloads are valid (<http://download.phoenixcontact.com>)



D-SUB plug, 9-pos., socket, with PG-D-SUB pin, assignment: 2, 3, 5, 6, 7, 9; two M12 cable glands (A-coded) under 90°. Bus system: CAN, CANopen®. Termination resistor via separate M12 terminator.

The figure shows version

Your advantages

- Easy startup, plug and play
- Error-free installation, particularly in standard machine production
- Quick connection thanks to M12-SPEEDCON fast locking system
- Low weight
- CANopen®
- Termination using M12 termination resistor
- Version with programming connection
- Adapter between IP20 and IP67 environments
- Through-contacted shielding from M12 to D-SUB



Key commercial data

package_quantity	1
GTIN	4046356655040

Technical data

Dimensions

Width	16 mm
Height	40 mm
Length	71 mm

Ambient conditions

Ambient temperature (operation)	-30 °C ... 80 °C
Ambient temperature (storage/transport)	-40 °C ... 85 °C
Ambient temperature (assembly)	-20 °C ... 80 °C
Permissible humidity (operation)	10 % ... 75 % (At +25°C, non-condensing)
Altitude	5000 m (For restrictions see manufacturer's declaration)

General

D-SUB bus connector - SUBCON-PLUS-CAN/90/PG/ M12 - 2902322

Technical data

General

Bus system	CAN, CANopen, SafetyBus-P
Signal	CAN
Signal	CANopen®
SUBCON fixing screws	4-40 UNC
Tightening torque	0.4 Nm
Housing material	Polyamide
Pin assignment	2, 3, 5, 7, 9
MTTF	6706 Years (SN 29500 standard, temperature 25 °C, operating cycle 21 % (5 days a week, 8 hours a day))
MTTF	1817 Years (SN 29500 standard, temperature 40 °C, operating cycle 34.25 % (5 days a week, 12 hours a day))
MTTF	155 Years (SN 29500 standard, temperature 40 °C, operating cycle 100 % (7 days a week, 24 hours a day))

Connection data

Connection	D-SUB connection
Number of positions	9
Connection method	D-SUB socket
Termination resistor	separately via M12 termination resistor
Connection	Programming connection
Number of positions	9
Connection method	D-SUB connector
Connection	M12 plug
Number of positions	5
Connection method	M12 connector, A-coded
Torque	0.4 Nm
Connection	M12 socket
Number of positions	5
Connection method	M12 connector, A-coded
Torque	0.4 Nm

Environmental Product Compliance

China RoHS	Environmentally friendly use period: unlimited = EFUP-e
China RoHS	No hazardous substances above threshold values

Classifications

eCl@ss

eCl@ss 4.0	27140816
eCl@ss 4.1	27140816
eCl@ss 5.0	27143424
eCl@ss 5.1	27143424

D-SUB bus connector - SUBCON-PLUS-CAN/90/PG/ M12 - 2902322

Classifications

eCl@ss

eCl@ss 6.0	27143424
eCl@ss 7.0	27440209
eCl@ss 8.0	27440302
eCl@ss 9.0	27440302

ETIM

ETIM 3.0	EC001132
ETIM 4.0	EC001132
ETIM 5.0	EC001132
ETIM 6.0	EC001132

UNSPSC

UNSPSC 6.01	30211802
UNSPSC 7.0901	39121402
UNSPSC 11	39121402
UNSPSC 12.01	39121402
UNSPSC 13.2	39121522

Accessories

Terminal resistor

SAC-5P-M12MS CAN TR - 1507816



SAC-5P-M12FS CAN TR - 1529344



Data plug

D-SUB bus connector - SUBCON-PLUS-CAN/90/PG/ M12 - 2902322

Accessories

SUBCON-PLUS-CAN/90/M12 - 2902323



Data cable preassembled

SAC-5P-MS/ 0,3-920/FS SCO - 1518258



SAC-5P-MS/ 1,0-920/FS SCO - 1518274



SAC-5P-MS/ 5,0-920/FS SCO - 1518290



SAC-5P-MS-FS SCO/920/... - 1538157



D-SUB bus connector - SUBCON-PLUS-CAN/90/PG/M12 - 2902322

Accessories

SAC-5P-MS/ 2,0-920 SCO - 1518177

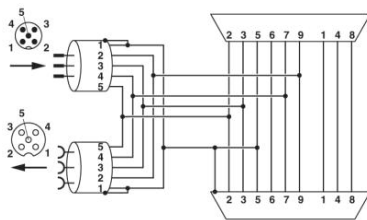


SAC-5P-MS-FR SCO/920/... - 1433304



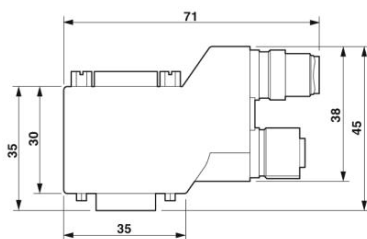
Drawings

Block diagram



SUBCON-PLUS-CAN/...M12 function block diagram

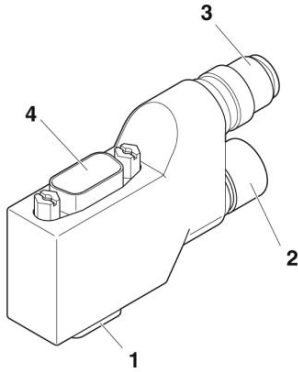
Dimensional drawing



SUBCON-PLUS...90...M12 dimensional drawing, short 90° version

D-SUB bus connector - SUBCON-PLUS-CAN/90/PG/ M12 - 2902322

Schematic diagram



Function elements

1 = D-SUB 9

2 = Outgoing M12 connection

3 = Incoming M12 connection

4 = D-SUB PG connection (depending on the version)

Phoenix Contact 2016 © - all rights reserved
<http://www.phoenixcontact.com>