

## Electronic housing - CM 90-LG/H 12,5/BO BK - 2944876

Please be informed that the data shown in this PDF Document is generated from our Online Catalog. Please find the complete data in the user's documentation. Our General Terms of Use for Downloads are valid (<http://download.phoenixcontact.com>)



Electronic module, for PCB insertion, with a 12.5 mm tall covering hood

The illustration shows versions CM 62-LG/H 35/BO and CM 90-LG/H 12,5 BO

### Product Features

- Flexible accommodation of different connection elements (from high-position connectors to electronic PCBs)
- Easy snap-on mounting on symmetrical DIN rails according to EN 60715
- Rugged housing technology
- Shock and contamination-proof accommodation of electronic components

### Key commercial data

package_quantity	4
GTIN	4017918081737

### Technical data

#### General

Housing type	Complete housing
Housing material	Polycarbonate fiber reinforced
Color	black

#### Ambient conditions

Ambient temperature (operation)	-40 °C ... 125 °C
---------------------------------	-------------------

#### Dimensions

Length	75 mm
Constructional height	115.5 mm
Width	90 mm

#### Technical data

Inflammability class according to UL 94	V0
Power dissipation at 20°C in the horizontal mounting position	37 W 48.1 W

### classifications

eCl@ss

# Electronic housing - CM 90-LG/H 12,5/BO BK - 2944876

## classifications

### eCl@ss

eCl@ss 4.0	27180401
eCl@ss 4.1	27180401
eCl@ss 5.0	27180506
eCl@ss 5.1	27180506
eCl@ss 6.0	27180802
eCl@ss 7.0	27182702
eCl@ss 8.0	27182702

### ETIM

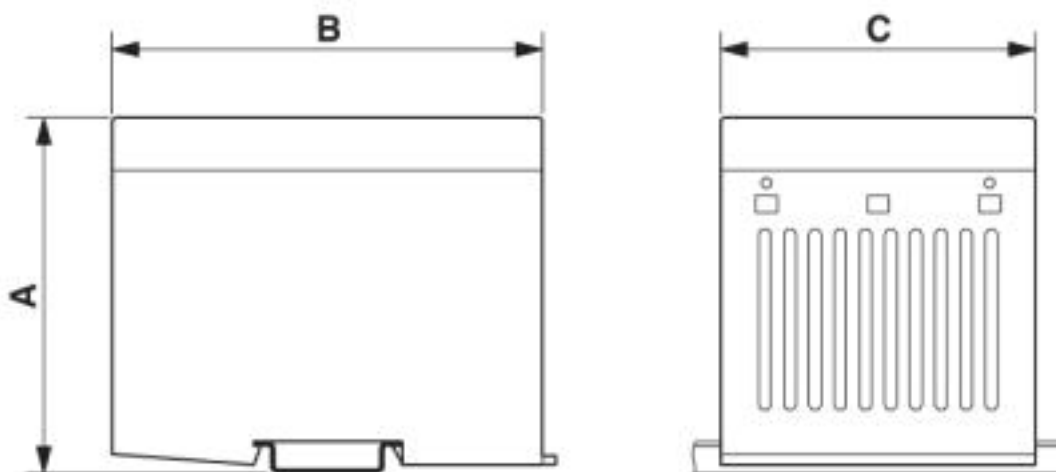
ETIM 2.0	EC001031
ETIM 3.0	EC001031
ETIM 4.0	EC001031
ETIM 5.0	EC001031

### UNSPSC

UNSPSC 6.01	31261501
UNSPSC 7.0901	31261501
UNSPSC 11	31261501
UNSPSC 12.01	31261501
UNSPSC 13.2	31261501

## Drawings

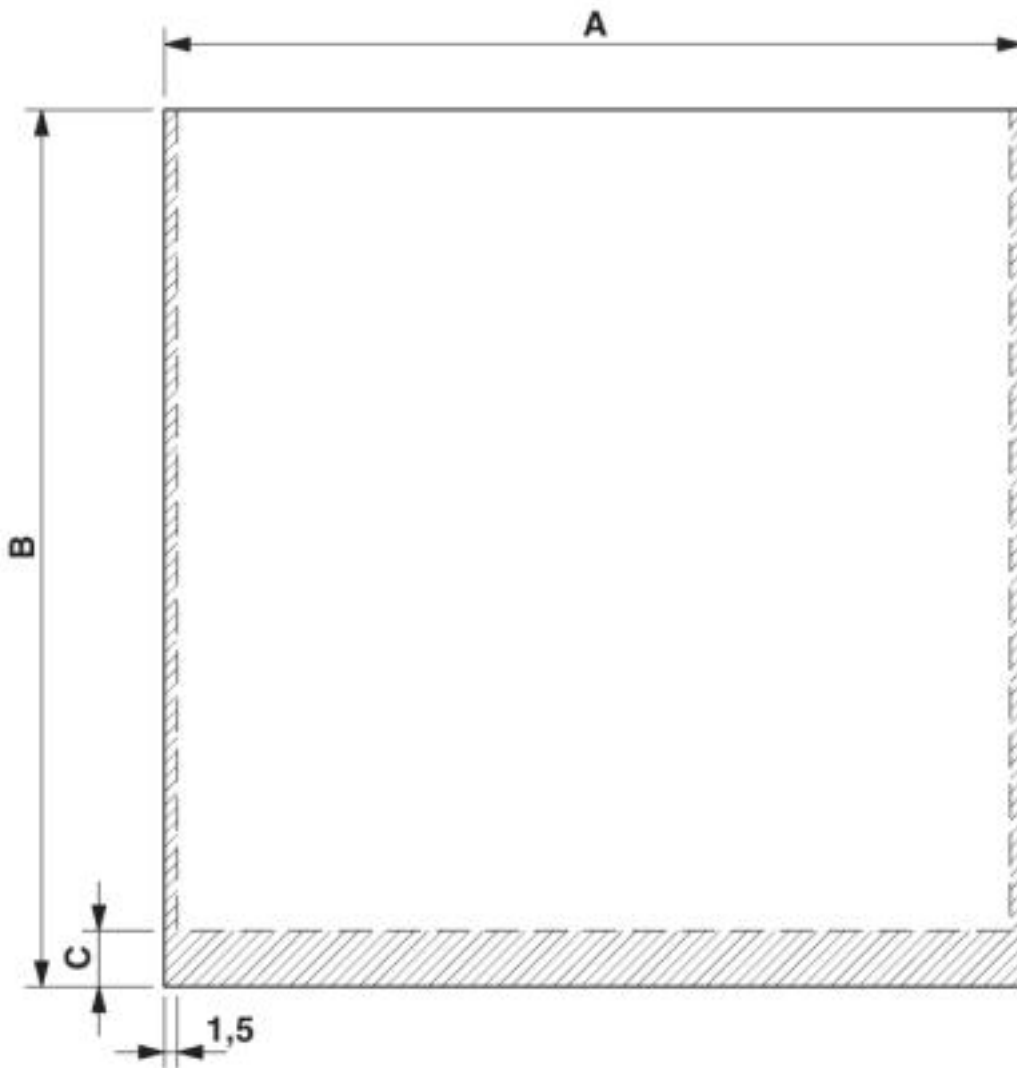
### Dimensioned drawing



Dimension A=115.5 mm; dimension B=75 mm; dimension C=90 mm

# Electronic housing - CM 90-LG/H 12,5/BO BK - 2944876

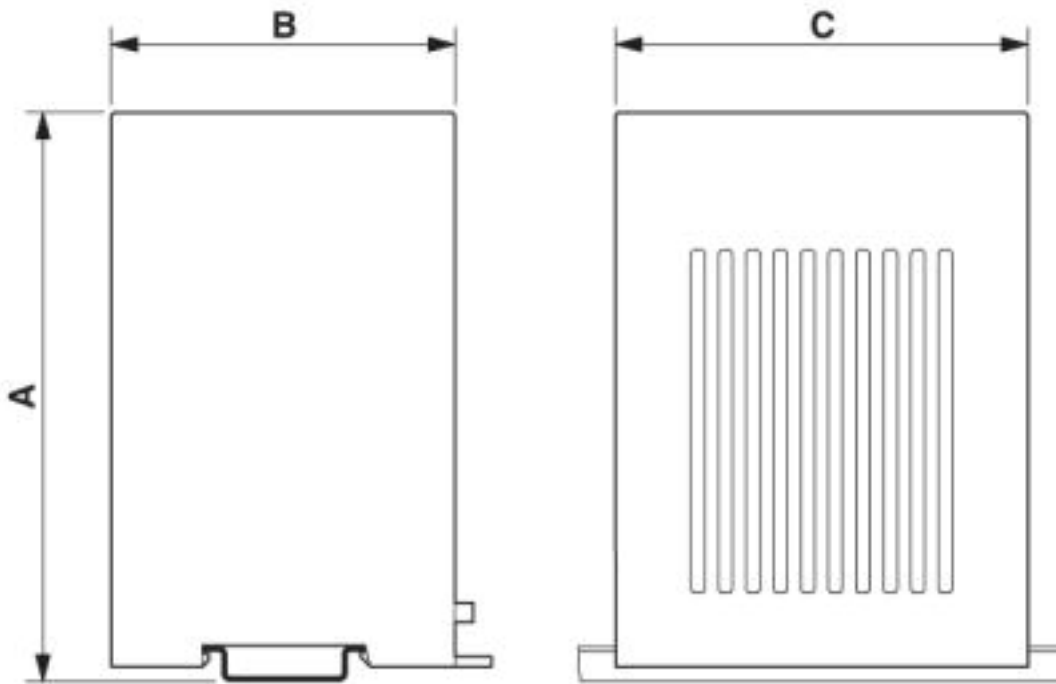
Dimensioned drawing



PCB 1, 7: Dimension A: 87.5 mm; B: 102.0 mm; C: 0 mm  
PCB 8, 13: Dimension A: 72.5 mm; B: 102.0 mm; C: 0 mm

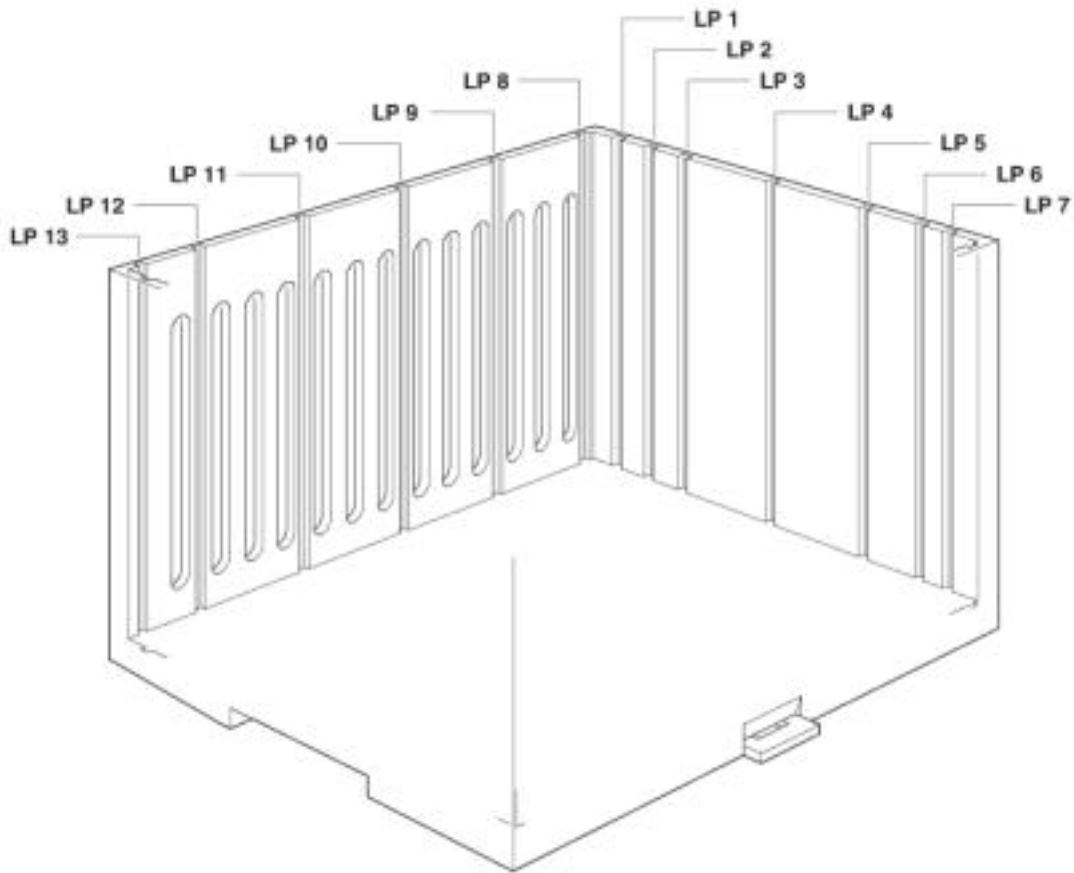
# Electronic housing - CM 90-LG/H 12,5/BO BK - 2944876

Dimensioned drawing



## Electronic housing - CM 90-LG/H 12,5/BO BK - 2944876

Schematic diagram



© Phoenix Contact 2013 - all rights reserved  
<http://www.phoenixcontact.com>