

Coupling - SC 2,5/ 1-L GNYE - 3042201

Please be informed that the data shown in this PDF Document is generated from our Online Catalog. Please find the complete data in the user's documentation. Our General Terms of Use for Downloads are valid (<http://download.phoenixcontact.com>)



Coupling, Connection method: Spring-cage connection, Number of positions: 1, Cross section: 0.08 mm² - 4 mm², AWG: 28 - 12, Width: 5.2 mm, Height: 21.8 mm, Color: green-yellow, Mounting type: On mounting plate

The illustration shows the version SC 2,5/1L in the design gray, blue and green-yellow

Product Features

- Tested for railway applications
- The ST-COMBI couplings for self-assembly provide solutions that users can implement themselves
- The coupling is assembled directly on site by snapping together single-position coupling elements

Key commercial data

package_quantity	50
GTIN	4017918922580

Technical data

General

Number of levels	1
Number of connections	1
Color	green-yellow
Insulating material	PA
Inflammability class according to UL 94	V0
Area of application	Railway industry
Area of application	Mechanical engineering
Area of application	Plant engineering

General

Maximum load current	24 A (with 2.5 mm ² conductor cross section)
Rated surge voltage	6 kV
Pollution degree	3
Surge voltage category	III
Insulating material group	I
Connection in acc. with standard	IEC 61984
Nominal current I_N	24 A
Nominal voltage U_N	500 V
Open side panel	ja

Coupling - SC 2,5/ 1-L GNYE - 3042201

Technical data

General

Number of positions	1
----------------------------	---

Dimensions

Width	5.2 mm
Length	37.2 mm
Height	21.8 mm

Connection data

Conductor cross section solid min.	0.08 mm ²
Conductor cross section solid max.	4 mm ²
Conductor cross section AWG/kcmil min.	28
Conductor cross section AWG/kcmil max	12
Conductor cross section stranded min.	0.08 mm ²
Conductor cross section stranded max.	2.5 mm ²
Min. AWG conductor cross section, stranded	28
Max. AWG conductor cross section, stranded	14
Conductor cross section stranded, with ferrule without plastic sleeve min.	0.14 mm ²
Conductor cross section stranded, with ferrule without plastic sleeve max.	2.5 mm ²
Conductor cross section stranded, with ferrule with plastic sleeve min.	0.14 mm ²
Conductor cross section stranded, with ferrule with plastic sleeve max.	2.5 mm ²
2 conductors with same cross section, stranded, TWIN ferrules with plastic sleeve, max.	0.5 mm ²
Connection method	Spring-cage connection
Stripping length	10 mm
Internal cylindrical gage	A3

classifications

eCl@ss

eCl@ss 4.0	272607xx
eCl@ss 4.1	27260701
eCl@ss 5.0	27260701
eCl@ss 5.1	27260701
eCl@ss 6.0	27141120
eCl@ss 7.0	27141120
eCl@ss 8.0	27141120

ETIM

ETIM 2.0	EC000897
ETIM 3.0	EC000897
ETIM 4.0	EC000897

Coupling - SC 2,5/ 1-L GNYE - 3042201

classifications

ETIM

ETIM 5.0	EC000897
-----------------	----------


UNSPSC


UNSPSC 6.01	30211802
UNSPSC 7.0901	39121402
UNSPSC 11	39121402
UNSPSC 12.01	39121402
UNSPSC 13.2	39121402


approvals

UL Recognized / cUL Recognized / GOST / LR / GL / BV / DNV / GOST / cULus Recognized /

Approval details

UL Recognized 		
Usegroups	B	C
Nominal voltage UN	300 V	300 V
Nominal current IN	20 A	20 A
mm ² /AWG/kcmil	26-12	26-12

cUL Recognized 		
Usegroups	B	C
Nominal voltage UN	300 V	300 V
Nominal current IN	20 A	20 A
mm ² /AWG/kcmil	26-12	26-12

GOST 

LR

GL


BV

Coupling - SC 2,5/ 1-L GNYE - 3042201

approvals

DNV



cULus Recognized 

accessories

End cover

D-SC 2,5 - 3042243



Mounting material

PDZ/2 - 3040562



PDZ/4 - 3040575



Labeled terminal marker

Coupling - SC 2,5/ 1-L GNYE - 3042201

accessories

WST 2,5 - 3030941



ZBF 5 CUS - 0825025



UC-TMF 5 CUS - 0824638



UCT-TMF 5 CUS - 0829658



Marker pen

B-STIFT - 1051993



Coupling - SC 2,5/ 1-L GNYE - 3042201

accessories

X-PEN 0,35 - 0811228



Screwdriver tools

SZF 1-0,6X3,5 - 1204517



Terminal marking

ZBF 5:UNBEDRUCKT - 0808642



UC-TMF 5 - 0818153



UCT-TMF 5 - 0828744



Test plug terminal block

Coupling - SC 2,5/ 1-L GNYE - 3042201

accessories

MPS-MT - 0201744



Insulating sleeve

MPS-IH WH - 0201663



MPS-IH RD - 0201676



MPS-IH BU - 0201689



MPS-IH YE - 0201692



Coupling - SC 2,5/ 1-L GNYE - 3042201

accessories

MPS-IH GN - 0201702



MPS-IH GY - 0201728



MPS-IH BK - 0201731



ISH 2,5/0,2 - 3002843



ISH 2,5/0,5 - 3002856



ISH 2,5/1,0 - 3002869



Coupling - SC 2,5/ 1-L GNYE - 3042201

accessories

Drawings

Circuit diagram



© Phoenix Contact 2013 - all rights reserved
<http://www.phoenixcontact.com>