

Knife disconnect terminal block - MTK BU - 3101197

Please be informed that the data shown in this PDF Document is generated from our Online Catalog. Please find the complete data in the user's documentation. Our General Terms of Use for Downloads are valid (<http://download.phoenixcontact.com>)



Knife disconnect terminal block, Connection type: Screw connection, Cross section: 0.2 mm² - 4 mm², AWG: 24 - 12, Nominal current: 16 A, Nominal voltage: 400 V, Length: 46 mm, Width: 5.2 mm, Color: blue, Assembly: NS 35/7,5, NS 35/15, NS 32

Product Features

- Space-saving design
- High current carrying capacity of up to 16 A

Key commercial data

package_quantity	50
GTIN	4017918092641

Technical data

General

Number of levels	1
Number of connections	2
Color	blue
Insulating material	PA
Inflammability class according to UL 94	V0

General

Maximum load current	16 A (with 4 mm ² conductor cross section)
Rated surge voltage	6 kV
Pollution degree	3
Surge voltage category	III
Insulating material group	I
Nominal current I _N	16 A
Nominal voltage U _N	400 V
Open side panel	ja

Dimensions

Width	5.2 mm
Length	46 mm
Height NS 35/7,5	51.5 mm
Height NS 35/15	59 mm
Height NS 32	56 mm

Knife disconnect terminal block - MTK BU - 3101197

Technical data

Connection data

Conductor cross section solid min.	0.2 mm ²
Conductor cross section solid max.	4 mm ²
Conductor cross section stranded min.	0.2 mm ²
Conductor cross section stranded max.	2.5 mm ²
Conductor cross section AWG/kcmil min.	24
Conductor cross section AWG/kcmil max	12
Conductor cross section stranded, with ferrule without plastic sleeve min.	0.25 mm ²
Conductor cross section stranded, with ferrule without plastic sleeve max.	2.5 mm ²
Conductor cross section stranded, with ferrule with plastic sleeve min.	0.25 mm ²
Conductor cross section stranded, with ferrule with plastic sleeve max.	1.5 mm ²
2 conductors with same cross section, solid min.	0.2 mm ²
2 conductors with same cross section, solid max.	1.5 mm ²
2 conductors with same cross section, stranded min.	0.2 mm ²
2 conductors with same cross section, stranded max.	1.5 mm ²
2 conductors with same cross section, stranded, ferrules without plastic sleeve, min.	0.25 mm ²
2 conductors with same cross section, stranded, ferrules without plastic sleeve, max.	1.5 mm ²
2 conductors with same cross section, stranded, TWIN ferrules with plastic sleeve, min.	0.5 mm ²
2 conductors with same cross section, stranded, TWIN ferrules with plastic sleeve, max.	1.5 mm ²
Cross section with insertion bridge, solid max.	4 mm ²
Cross section with insertion bridge, stranded max.	2.5 mm ²
Connection method	Screw connection
Stripping length	7 mm
Internal cylindrical gage	A3
Screw thread	M3
Tightening torque, min	0.5 Nm
Tightening torque max	0.6 Nm

classifications

eCl@ss

eCl@ss 4.0	27141117
eCl@ss 4.1	27141117
eCl@ss 5.0	27141120
eCl@ss 5.1	27141120
eCl@ss 6.0	27141120
eCl@ss 7.0	27141120

Knife disconnect terminal block - MTK BU - 3101197

classifications

eCl@ss

eCl@ss 8.0	27141120
------------	----------

ETIM

ETIM 2.0	EC000902
ETIM 3.0	EC000902
ETIM 4.0	EC000902
ETIM 5.0	EC000902


UNSPSC


UNSPSC 6.01	30211811
UNSPSC 7.0901	39121410
UNSPSC 11	39121410
UNSPSC 12.01	39121410
UNSPSC 13.2	39121410


approvals

CSA / UL Recognized / cUL Recognized / GOST / GL / DNV / GOST / cULus Recognized /

Approval details

	
Nominal voltage UN	300 V
Nominal current IN	15 A
mm ² /AWG/kcmil	28-12






	
Nominal voltage UN	300 V
Nominal current IN	10 A
mm ² /AWG/kcmil	28-12

	
Nominal voltage UN	300 V
Nominal current IN	10 A

Knife disconnect terminal block - MTK BU - 3101197

approvals

mm ² /AWG/kcmil	28-12
----------------------------	-------



accessories

End cover

D-MTK - 3101029



D-MTK BU - 3101090



Partition plate

Knife disconnect terminal block - MTK BU - 3101197

accessories

ATS-MTK - 3101223



Terminal marking

SBS 5:UNBEDRUCKT - 1007219



ZB 5 :UNBEDRUCKT - 1050004



UC-TM 5 - 0818108



UCT-TM 5 - 0828734



Screwdriver tools

Knife disconnect terminal block - MTK BU - 3101197

accessories

SZG 0,6X3,5 VDE - 1205121



Bridge

EBL 3- 5 - 2303158



EBL 2- 5 - 2303145



EBL 10- 5 - 2303132



Mounting rail

NS 32 PERF 2000MM - 1201002



Knife disconnect terminal block - MTK BU - 3101197

accessories

NS 32 UNPERF 2000MM - 1201015



NS 35/ 7,5 PERF 2000MM - 0801733



NS 35/ 7,5 UNPERF 2000MM - 0801681



NS 35/ 7,5 WH PERF 2000MM - 1204119



NS 35/ 7,5 WH UNPERF 2000MM - 1204122



NS 35/ 7,5 AL UNPERF 2000MM - 0801704



Knife disconnect terminal block - MTK BU - 3101197

accessories

NS 35/ 7,5 ZN PERF 2000MM - 1206421



NS 35/ 7,5 ZN UNPERF 2000MM - 1206434



NS 35/ 7,5 CU UNPERF 2000MM - 0801762



NS 35/ 7,5 CAP - 1206560



NS 35/15 PERF 2000MM - 1201730



Knife disconnect terminal block - MTK BU - 3101197

accessories

NS 35/15 UNPERF 2000MM - 1201714



NS 35/15 WH PERF 2000MM - 0806602



NS 35/15 WH UNPERF 2000MM - 1204135



NS 35/15 AL UNPERF 2000MM - 1201756



NS 35/15 ZN PERF 2000MM - 1206599



NS 35/15 ZN UNPERF 2000MM - 1206586



Knife disconnect terminal block - MTK BU - 3101197

accessories

NS 35/15 CU UNPERF 2000MM - 1201895



NS 35/15 CAP - 1206573



NS 35/15-2,3 UNPERF 2000MM - 1201798



Labeled terminal marker

ZB 5 CUS - 0824962



UC-TM 5 CUS - 0824581



Knife disconnect terminal block - MTK BU - 3101197

accessories

UCT-TM 5 CUS - 0829595



End block

CLIPFIX 35 - 3022218



CLIPFIX 35-5 - 3022276



E/NS 35 N - 0800886



E/UK - 1201442



Knife disconnect terminal block - MTK BU - 3101197

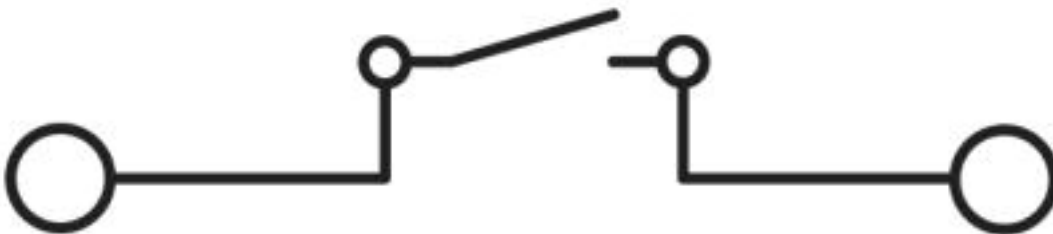
accessories

E/UK 1 - 1201413



Drawings

Circuit diagram



© Phoenix Contact 2013 - all rights reserved
<http://www.phoenixcontact.com>