

Component terminal block - PT 2,5-TWIN-DIO/L-R - 3210240

Please be informed that the data shown in this PDF Document is generated from our Online Catalog. Please find the complete data in the user's documentation. Our General Terms of Use for Downloads are valid (<http://download.phoenixcontact.com>)



Component terminal block, Connection method: Push-in connection, Cross section: 0.14 mm² - 4 mm², AWG: 26 - 12, Width: 5.2 mm, Color: gray, Mounting type: NS 35/7,5, NS 35/15

Product Features

- The push-in connection terminal blocks are characterized by the system features of the CLIPLINE complete system and by easy and tool-free wiring of conductors with ferrules or solid conductors
- The compact design and front connection enable wiring in a confined space
- In addition to the testing facility in the double function shaft, all terminal blocks provide an additional test connection

Key commercial data

package_quantity	50
GTIN	4046356334556

Technical data

General

Note	The max. current is determined by the diode. Installed: Diode 1N 4007, reverse voltage: 1300 V, maximum continuous current: 0.5 A.
Number of levels	1
Number of connections	3
Color	gray
Insulating material	PA
Inflammability class according to UL 94	V0

General

Maximum load current	0.5 A
Rated surge voltage	8 kV
Pollution degree	3
Surge voltage category	III
Insulating material group	I
Nominal current I _N	0.5 A
Nominal voltage U _N	800 V
Open side panel	ja
Shock protection test specification	DIN EN 50274 (VDE 0660-514):2002-11
Back of the hand protection	guaranteed
Finger protection	guaranteed

Component terminal block - PT 2,5-TWIN-DIO/L-R - 3210240

Technical data

General

Surge voltage test setpoint	9.8 kV
Result of surge voltage test	Test passed
Power frequency withstand voltage setpoint	2 kV
Result of power-frequency withstand voltage test	Test passed
Checking the mechanical stability of terminal points (5 x conductor connection)	Test passed
Bending test rotation speed	10 rpm
Bending test turns	135
Bending test conductor cross section/weight	0.14 mm ² / 0.2 kg
Bending test conductor cross section/weight	2.5 mm ² / 0.7 kg
Bending test conductor cross section/weight	4 mm ² / 0.9 kg
Result of bending test	Test passed
Conductor cross section tensile test	0.14 mm ²
Tractive force setpoint	10 N
Conductor cross section tensile test	2.5 mm ²
Tractive force setpoint	50 N
Conductor cross section tensile test	4 mm ²
Tractive force setpoint	60 N
Tensile test result	Test passed
Tight fit on carrier	NS 35
Setpoint	1 N
Result of tight fit test	Test passed
Result of voltage drop test	Test passed
Temperature-rise test	Test passed
Conductor cross section short circuit testing	2.5 mm ²
Short-time current	0.3 kA
Conductor cross section short circuit testing	4 mm ²
Short-time current	0.48 kA
Short circuit stability result	Test passed
Ageing test for screwless modular terminal block temperature cycles	192
Result of aging test	Test passed
Proof of thermal characteristics (needle flame) effective duration	30 s
Result of thermal test	Test passed
Test specification, oscillation, broadband noise	DIN EN 50155 (VDE 0115-200):2008-03
Test spectrum	Service life test category 1, class B, body mounted
Test frequency	f ₁ = 5 Hz to f ₂ = 150 Hz
ASD level	0.02 g ² /Hz
Acceleration	0.8 g
Test duration per axis	5 h
Test directions	X-, Y- and Z-axis

Component terminal block - PT 2,5-TWIN-DIO/L-R - 3210240

Technical data

General

Oscillation, broadband noise test result	Test passed
Test specification, shock test	DIN EN 50155 (VDE 0115-200):2008-03
Shock form	Half-sine
Acceleration	5 g
Shock duration	30 ms
Number of shocks per direction	3
Test directions	X-, Y- and Z-axis (pos. and neg.)
Shock test result	Test passed
Temperature index, insulating material (DIN EN 60216-1 (VDE 0304-21))	125 °C

Dimensions

Width	5.2 mm
Length	60.5 mm
Height NS 35/7,5	36.5 mm
Height NS 35/15	44 mm

Connection data

Conductor cross section solid min.	0.14 mm ²
Conductor cross section solid max.	4 mm ²
Conductor cross section AWG/kcmil min.	26
Conductor cross section AWG/kcmil max	12
Conductor cross section stranded min.	0.14 mm ²
Conductor cross section stranded max.	2.5 mm ²
Min. AWG conductor cross section, stranded	26
Max. AWG conductor cross section, stranded	14
Conductor cross section stranded, with ferrule without plastic sleeve min.	0.14 mm ²
Conductor cross section stranded, with ferrule without plastic sleeve max.	2.5 mm ²
Conductor cross section stranded, with ferrule with plastic sleeve min.	0.14 mm ²
Conductor cross section stranded, with ferrule with plastic sleeve max.	2.5 mm ²
2 conductors with same cross section, stranded, TWIN ferrules with plastic sleeve, max.	0.5 mm ²
Connection method	Push-in connection
Minimum stripping length	8 mm
Maximum stripping length	10 mm
Internal cylindrical gage	A3

classifications

eCl@ss

eCl@ss 4.0	27141121
------------	----------

Component terminal block - PT 2,5-TWIN-DIO/L-R - 3210240

classifications

eCl@ss

eCl@ss 4.1	27141121
eCl@ss 5.0	27141120
eCl@ss 5.1	27141120
eCl@ss 6.0	27141120
eCl@ss 7.0	27141120
eCl@ss 8.0	27141120

ETIM

ETIM 2.0	EC000897
ETIM 3.0	EC000897
ETIM 4.0	EC000897
ETIM 5.0	EC000903


UNSPSC


UNSPSC 6.01	30211811
UNSPSC 7.0901	39121410
UNSPSC 11	39121410
UNSPSC 12.01	39121410
UNSPSC 13.2	39121410

approvals

CSA / UL Recognized / cUL Recognized / GOST / GOST / cULus Recognized /

Approval details



		
Usegroups	B	C
Nominal voltage UN	300 V	300 V
Nominal current IN	0.5 A	0.5 A
mm ² /AWG/kcmil	26-12	26-12

		
Usegroups	B	C
Nominal voltage UN	300 V	300 V
Nominal current IN	20 A	20 A
mm ² /AWG/kcmil	26-12	26-12

Component terminal block - PT 2,5-TWIN-DIO/L-R - 3210240

approvals

cUL Recognized		
Usegroups	B	C
Nominal voltage UN	300 V	300 V
Nominal current IN	20 A	20 A
mm ² /AWG/kcmil	26-12	26-12



accessories

Partition plate

ATP-ST-TWIN - 3030789



End cover

D-ST 2,5-TWIN - 3030488



Component terminal block - PT 2,5-TWIN-DIO/L-R - 3210240

accessories

DS-ST 2,5 - 3036602



D-ST 2,5-TWIN-0,8 OG - 3030512



DP PS-5 - 3036725



Marker carriers

STP 5-2-ZB - 3037643



GBS-ZB/26X6 - 0809298



Terminal marking

Component terminal block - PT 2,5-TWIN-DIO/L-R - 3210240

accessories

GBS 5-25X12 - 0810588



ZB 5 :UNBEDRUCKT - 1050004



UC-TM 5 - 0818108



UCT-TM 5 - 0828734



ZBF 5:UNBEDRUCKT - 0808642



UC-TMF 5 - 0818153



Component terminal block - PT 2,5-TWIN-DIO/L-R - 3210240

accessories

UCT-TMF 5 - 0828744



Documentation

PT-IL - 3208090



Bridge

FBS 2-5 - 3030161



FBS 3-5 - 3030174



FBS 4-5 - 3030187



Component terminal block - PT 2,5-TWIN-DIO/L-R - 3210240

accessories

FBS 5-5 - 3030190



FBS 10-5 - 3030213



FBS 20-5 - 3030226



FBS 50-5 - 3038930



RB ST (2,5/4)-1,5 - 3038943



Mounting rail

Component terminal block - PT 2,5-TWIN-DIO/L-R - 3210240

accessories

NS 35/ 7,5 PERF 2000MM - 0801733



NS 35/ 7,5 UNPERF 2000MM - 0801681



NS 35/ 7,5 WH PERF 2000MM - 1204119



NS 35/ 7,5 WH UNPERF 2000MM - 1204122



NS 35/ 7,5 AL UNPERF 2000MM - 0801704



NS 35/ 7,5 ZN PERF 2000MM - 1206421



Component terminal block - PT 2,5-TWIN-DIO/L-R - 3210240

accessories

NS 35/ 7,5 ZN UNPERF 2000MM - 1206434



NS 35/ 7,5 CU UNPERF 2000MM - 0801762



NS 35/ 7,5 CAP - 1206560



NS 35/15 PERF 2000MM - 1201730



NS 35/15 UNPERF 2000MM - 1201714



Component terminal block - PT 2,5-TWIN-DIO/L-R - 3210240

accessories

NS 35/15 WH PERF 2000MM - 0806602



NS 35/15 WH UNPERF 2000MM - 1204135



NS 35/15 AL UNPERF 2000MM - 1201756



NS 35/15 ZN PERF 2000MM - 1206599



NS 35/15 ZN UNPERF 2000MM - 1206586



NS 35/15 CU UNPERF 2000MM - 1201895



Component terminal block - PT 2,5-TWIN-DIO/L-R - 3210240

accessories

NS 35/15 CAP - 1206573



NS 35/15-2,3 UNPERF 2000MM - 1201798



Labeled terminal marker

ZB 5 CUS - 0824962



UC-TM 5 CUS - 0824581



UCT-TM 5 CUS - 0829595



Component terminal block - PT 2,5-TWIN-DIO/L-R - 3210240

accessories

ZBF 5 CUS - 0825025



UC-TMF 5 CUS - 0824638



UCT-TMF 5 CUS - 0829658



Test plug terminal block

MPS-MT - 0201744



PAI-4-FIX-5/6 BU - 3035975



Component terminal block - PT 2,5-TWIN-DIO/L-R - 3210240

accessories

PAI-4-FIX-5/6 OG - 3035974



PAI-4-FIX-5/6 YE - 3035977



PAI-4-FIX-5/6 RD - 3035976



PAI-4-FIX-5/6 GN - 3035978



PAI-4-FIX-5/6 BK - 3035980



PAI-4-FIX-5/6 GY - 3035982



Component terminal block - PT 2,5-TWIN-DIO/L-R - 3210240

accessories

PAI-4-FIX-5/6 VT - 3035979



PAI-4-FIX-5/6 BN - 3035981



PS-5 - 3030983



PS-5/2,3MM RD - 3038723



Insulating sleeve

MPS-IH WH - 0201663



Component terminal block - PT 2,5-TWIN-DIO/L-R - 3210240

accessories

MPS-IH RD - 0201676



MPS-IH BU - 0201689



MPS-IH YE - 0201692



MPS-IH GN - 0201702



MPS-IH GY - 0201728



MPS-IH BK - 0201731



Component terminal block - PT 2,5-TWIN-DIO/L-R - 3210240

accessories

ISH 2,5/0,2 - 3002843



ISH 2,5/0,5 - 3002856



ISH 2,5/1,0 - 3002869



Planning and marking software

CLIP-PROJECT ADVANCED - 5146040



CLIP-PROJECT PROFESSIONAL - 5146053



End block

Component terminal block - PT 2,5-TWIN-DIO/L-R - 3210240

accessories

CLIPFIX 35 - 3022218



CLIPFIX 35-5 - 3022276



E/NS 35 N - 0800886



Drawings

Circuit diagram



© Phoenix Contact 2013 - all rights reserved
<http://www.phoenixcontact.com>