



Figure similar

HOLDER FOR 3 MODULES, PLASTIC, 1NO, 1NO, LED MODULE, BLUE, 6-24V AC/DC, SCREW TERMINAL

product brand name	SIRIUS ACT
Product designation	Commanding and signaling devices
Design of the product	Holder
Manufacturer article number	
<ul style="list-style-type: none"> • of supplied contact module • of supplied LED module • of the supplied holder 	3SU1400-1AA10-1BA0, 3SU1400-1AA10-1BA0 3SU1401-1BG50-1AA0 3SU1500-0AA10-0AA0
Actuator:	
Design of the operating mechanism	3-way with module
Number of contact modules	2
Holder:	
Material of the holder	Plastic
Display:	
Number of LED modules	1
General technical data:	
Product function	
<ul style="list-style-type: none"> • positive opening 	Yes
Product component	
<ul style="list-style-type: none"> • diode • lamp transformer • Light source • series resistor 	Yes No Yes No
Insulation voltage	
<ul style="list-style-type: none"> • Rated value 	320 V

Degree of pollution	3
Shock resistance • acc. to IEC 60068-2-27	Sinusoidal half-wave 50 g / 11 ms
Vibration resistance • acc. to IEC 60068-2-6	10 ... 500 Hz: 5g
Surge voltage resistance Rated value	4 kV
Operating frequency maximum	3 600 1/h
Mechanical service life (switching cycles) • typical	10
Thermal current	10 A
Protection class IP • of the terminal	IP20
Equipment marking • acc. to DIN EN 61346-2 • acc. to DIN EN 81346-2	U U
Design of the fuse link for short-circuit protection of the auxiliary switch with type of assignment 1 required	gG / Dz 10 A, quick-acting / Dz 10 A
Continuous current of the C characteristic MCB	10 A
Operating voltage • with AC — at 50 Hz Rated value — at 60 Hz Rated value • for DC Rated value — maximum — minimum	6 ... 24 V 6 ... 24 V 24 V 6 V

Power Electronics:

Contact reliability	One maloperation per 100 million (17 V, 5 mA), one maloperation per 10 million (5 V, 1 mA)
----------------------------	--

Auxiliary circuit:

Number of NC contacts • for auxiliary contacts	0
Number of NO contacts • for auxiliary contacts	2
Number of CO contacts • for auxiliary contacts	0
Design of the contact of the auxiliary contacts	Silver alloy
Operating current at AC-15 • at 230 V Rated value	6 A

Connections/ Terminals:

Type of electrical connection • of modules and accessories	Screw-type terminal
--	---------------------

Type of connectable conductor cross-section	
<ul style="list-style-type: none"> • solid with core end processing • solid without core end processing • finely stranded with core end processing • finely stranded without core end processing • for AWG conductors 	<p>2x (0.5 ... 0.75 mm²)</p> <p>2x (1.0 ... 1.5 mm²)</p> <p>2x (0.5 ... 1.5 mm²)</p> <p>2x (1,0 ... 1,5 mm²)</p> <p>2x (18 ... 14)</p>
Tightening torque	
<ul style="list-style-type: none"> • with screw-type terminals 	0.8 ... 0.9 N·m

Lamp:	
Type of light source	LED
Color of the light source	blue

Ambient conditions:	
Ambient temperature	
<ul style="list-style-type: none"> • during operation • during storage 	<p>-25 ... +70 °C</p> <p>-40 ... +80 °C</p>

Installation/ mounting/ dimensions:	
Mounting type	
<ul style="list-style-type: none"> • of modules and accessories 	Front plate mounting
Height	40 mm
Width	30 mm
Shape of the installation opening	round

Certificates/ approvals:

Further information

Information- and Downloadcenter (Catalogs, Brochures,...)

<http://www.siemens.com/industrial-controls/catalogs>

Industry Mall (Online ordering system)

<http://www.siemens.com/industrymall>

Cax online generator

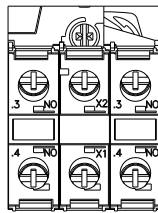
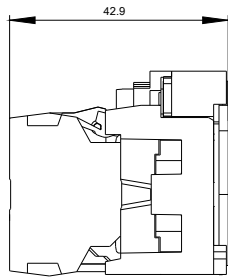
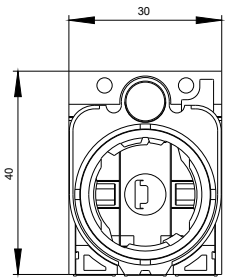
<http://support.automation.siemens.com/WW/CAXorder/default.aspx?lang=en&mlfb=3SU15011AG501NA0>

Service&Support (Manuals, Certificates, Characteristics, FAQs,...)

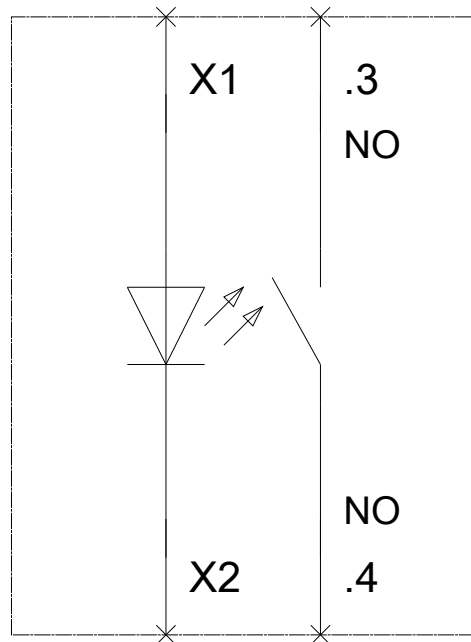
<https://support.industry.siemens.com/cs/ww/en/ps/3SU15011AG501NA0>

Image database (product images, 2D dimension drawings, 3D models, device circuit diagrams, EPLAN macros, ...)

http://www.automation.siemens.com/bilddb/cax_de.aspx?mlfb=3SU15011AG501NA0&lang=en



-P
6-24 V AC/DC



last modified:

27.04.2015