



OVERLOAD RELAY 3...12 A FOR MOTOR PROTECTION SIZE S00, CLASS 10 CONTACTOR ASS. MAIN CIRCUIT: SCREW CONN. AUX.CIRCUIT: SCREW CONN. MANUAL-AUTOM.-RESET

product brand name	SIRIUS
Product designation	solid-state overload relay
General technical data:	
Active power loss total typical	0.6 W
Insulation voltage	690 V
• with degree of pollution 3 Rated value	
Vibration resistance	1-6 Hz, 15 mm; 6-500 Hz, 20 m/s ² ; 10 cycles
Surge voltage resistance Rated value	6 kV
Size of contactor can be combined company-specific	S00
Type of assignment	2
Protection class IP	
• on the front	IP20
• of the terminal	IP20
Type of protection	II (2) G [Ex e] [Ex d] [Ex px] II (2) D [Ex t] [Ex p]
Equipment marking	
• acc. to DIN EN 61346-2	F
• acc. to DIN EN 81346-2	F
Main circuit:	
Number of poles for main current circuit	3
Adjustable response value current of the current-dependent overload release	3 ... 12 A
Operating voltage	690 V
• at AC-3 Rated value maximum	
Operating frequency Rated value	50 ... 60 Hz
Operating current	

- at AC-3
— at 400 V Rated value

12 A

Auxiliary circuit:

Number of NC contacts	
<ul style="list-style-type: none"> • for auxiliary contacts — Note 	1 for contactor disconnection
Number of NO contacts	
<ul style="list-style-type: none"> • for auxiliary contacts — Note 	1 for message "tripped"
Number of CO contacts	
<ul style="list-style-type: none"> • for auxiliary contacts 	0
Design of the auxiliary switch	integrated
Operating current of the auxiliary contacts at AC-15	
<ul style="list-style-type: none"> • at 24 V • at 110 V • at 120 V • at 125 V • at 230 V 	4 A 4 A 4 A 4 A 3 A
Operating current of the auxiliary contacts at DC-13	
<ul style="list-style-type: none"> • at 24 V • at 60 V • at 110 V • at 125 V • at 220 V 	2 A 0.55 A 0.3 A 0.3 A 0.11 A

Protective and monitoring functions:

Trip class	CLASS 10
Design of the overload circuit breaker	electronic

UL/CSA ratings:

Contact rating of the auxiliary contacts acc. to UL	B600 / R300
--	-------------

Short-circuit:

Design of the fuse link	
<ul style="list-style-type: none"> • for short-circuit protection of the main circuit — required • for short-circuit protection of the auxiliary switch required 	Fuse gG: 50 A fuse gG: 6 A

Installation/ mounting/ dimensions:

mounting position	any
Mounting type	direct mounting
Height	79 mm
Width	45 mm

Depth	73 mm
Required spacing	
<ul style="list-style-type: none"> • with side-by-side mounting <ul style="list-style-type: none"> — forwards 0 mm — Backwards 0 mm — upwards 0 mm — downwards 0 mm — at the side 0 mm • for grounded parts <ul style="list-style-type: none"> — forwards 0 mm — Backwards 0 mm — upwards 0 mm — at the side 6 mm — downwards 0 mm • for live parts <ul style="list-style-type: none"> — forwards 0 mm — Backwards 0 mm — upwards 0 mm — downwards 0 mm — at the side 6 mm 	

Connections/ Terminals:

Product function	
<ul style="list-style-type: none"> • removable terminal for auxiliary and control circuit 	Yes
Type of electrical connection	
<ul style="list-style-type: none"> • for main current circuit • for auxiliary and control current circuit 	screw-type terminals screw-type terminals
Arrangement of electrical connectors for main current circuit	Top and bottom
Type of connectable conductor cross-section	
<ul style="list-style-type: none"> • for main contacts <ul style="list-style-type: none"> — single or multi-stranded — finely stranded with core end processing • for AWG conductors for main contacts • for auxiliary contacts <ul style="list-style-type: none"> — single or multi-stranded — finely stranded with core end processing • for AWG conductors for auxiliary contacts 	1x (0,5 ... 4 mm ²), 2x (0,5 ... 1,5 mm ²), 2x (0,75 ... 4 mm ²) 1x (0.5 ... 2.5 mm ²), 2x (0.5 ... 2.5 mm ²) 1x (20 ... 12), 2x (20 ... 12) 1x (0,5 ... 4 mm ²), 2x (0,5 ... 1,5 mm ²), 2x (0,75 ... 2,5 mm ²) 1x (0.5 ... 1.5 mm ²), 2x (0.5 ... 1.5 mm ²), 1x (0.5 ... 2.5 mm ²) 1x (20 ... 14), 2x (20 ... 14)

Safety related data:

Protection against electrical shock	finger-safe
--	-------------

Mechanical data:

Size of overload relay	S00
------------------------	-----

Communication/ Protocol:

Protocol is supported	
• IO-Link protocol	No
Type of voltage supply via input/output link master	No

Ambient conditions:

Installation altitude at height above sea level maximum	2 000 m
Ambient temperature	
• during operation	-25 ... +60 °C
• during storage	-40 ... +80 °C
• during transport	-40 ... +80 °C
Relative humidity during operation	95 %

Electromagnetic compatibility:

EMC emitted interference	
• acc. to IEC 60947-1	CISPR 11, environment B (residential area)
EMI immunity acc. to IEC 60947-1	corresponds to degree of severity 3
Conducted interference due to burst acc. to IEC 61000-4-4	2 kV (power ports), 1 kV (signal ports) corresponds to degree of severity 3
Conducted interference due to conductor-earth surge acc. to IEC 61000-4-5	2 kV (line to earth) corresponds to degree of severity 3
Conducted interference due to conductor-conductor surge acc. to IEC 61000-4-5	1 kV (line to line) corresponds to degree of severity 3
Field-bound parasitic coupling acc. to IEC 61000-4-3	10 V/m
Electrostatic discharge acc. to IEC 61000-4-2	6 kV contact discharge / 8 kV air discharge

Display:

Display version	
• for switching status	Slide switch

Certificates/ approvals:

General Product Approval	EMC	For use in hazardous locations
--------------------------	-----	--------------------------------



Declaration of Conformity	Test Certificates	Shipping Approval
---------------------------	-------------------	-------------------



[Special Test Certificate](#)

[Type Test Certificates/Test Report](#)



Shipping Approval	other
-------------------	-------



[Environmental Confirmations](#)

[Confirmation](#)

Further information

Information- and Downloadcenter (Catalogs, Brochures,...)

<http://www.siemens.com/industrial-controls/catalogs>

Industry Mall (Online ordering system)

<http://www.siemens.com/industrymall>

Cax online generator

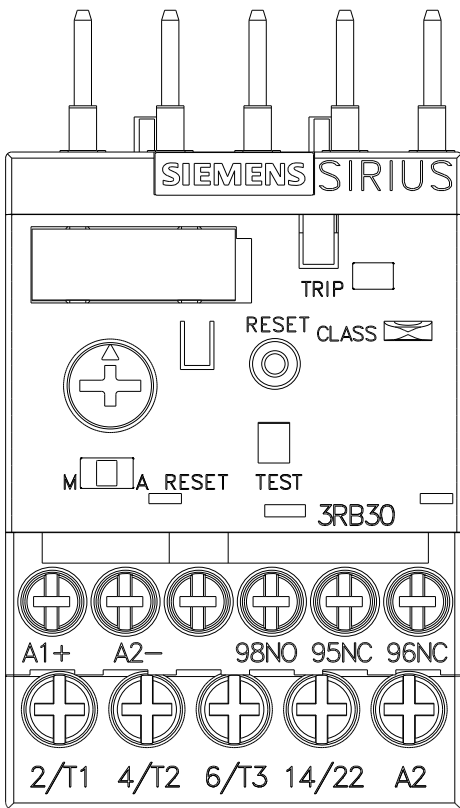
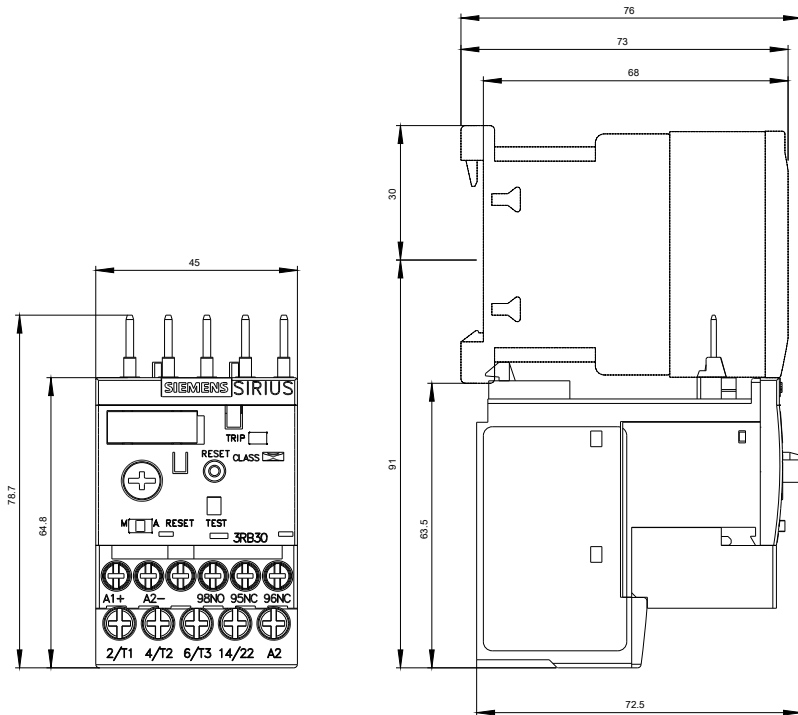
<http://support.automation.siemens.com/WW/CAXorder/default.aspx?lang=en&mlfb=3RB30161SB0>

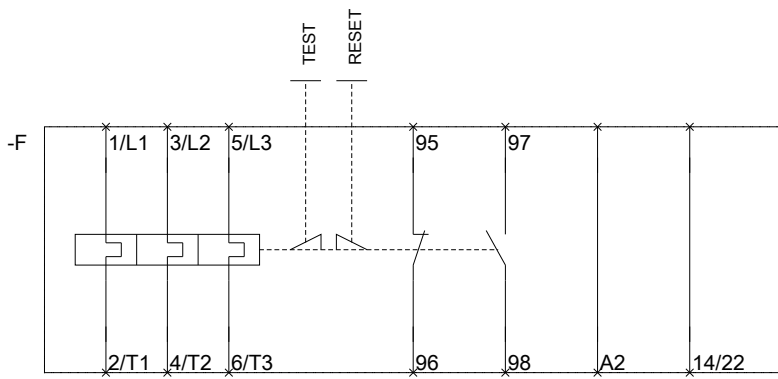
Service&Support (Manuals, Certificates, Characteristics, FAQs,...)

<https://support.industry.siemens.com/cs/ww/en/ps/3RB30161SB0>

Image database (product images, 2D dimension drawings, 3D models, device circuit diagrams, EPLAN macros, ...)

http://www.automation.siemens.com/bilddb/cax_de.aspx?mlfb=3RB30161SB0&lang=en





last modified:

14.05.2015