



SOLID-STATE CONTACTOR 3-PH 3RF3 AC53 5.2A  
 40 DEGREES C 48-480V / 24V DC 2-PH.  
 CONTROLLED INSTANTANEOUS SCREW  
 TERMINALS

General technical data:

product brand name		SIRIUS
Product designation _2 of the accessories that can be ordered		Connection adapter
Product designation _1 of the accessories that can be ordered		Link module
Manufacturer article number		
<ul style="list-style-type: none"> <li>• _1 of the accessories that can be ordered</li> <li>• _2 of the accessories that can be ordered</li> </ul>		<a href="#">3RA2921-1BA00</a> <a href="#">3RF3900-0QA88</a>
Protection class IP		IP20
Insulation voltage Rated value	V	600
Installation altitude at height above sea level maximum	m	1 000
Ambient temperature		
<ul style="list-style-type: none"> <li>• during storage</li> <li>• during operation</li> </ul>	°C	-55 ... +80 -25 ... +60
Shock resistance acc. to IEC 60068-2-27		15g / 11 ms
Vibration resistance acc. to IEC 60068-2-6		2g
Surge current resistance Rated value	A	200
Active power loss total typical	W	10
Equipment marking acc. to DIN 40719 extended according to IEC 204-2 acc. to IEC 750		K
Equipment marking acc. to DIN EN 61346-2		Q
Product function		instantaneous switching

Main circuit:

<b>Number of poles for main current circuit</b>		3
<b>Number of NC contacts for main contacts</b>		0
<b>Number of NO contacts for main contacts</b>		2
<b>Operating frequency Rated value</b>	Hz	60 ... 50
Operating voltage with AC		
• at 60 Hz Rated value	V	48 ... 480
• at 50 Hz Rated value	V	48 ... 480
<b>Operating current</b>		
• minimum	mA	100
• at AC-3 at 400 V Rated value	A	5.2
Operating range relative to the operating voltage with AC		
• at 50 Hz	V	40 ... 506
• at 60 Hz	V	40 ... 506
<b>Operating power at AC-3 at 400 V Rated value</b>	kW	2.2
<b>Derating temperature</b>	°C	40
<b>Symmetrical line frequency tolerance</b>	Hz	5
<b>Relative symmetrical tolerance of the operating frequency</b>	%	10
<b>I<sup>2</sup>t value maximum</b>	A <sup>2</sup> ·s	200
<b>Rate of voltage rise at the thyristor for main contacts maximum permissible</b>	V/μs	1 000
<b>Blocking voltage at the thyristor for main contacts maximum permissible</b>	V	1 200
<b>Reverse current of the thyristor</b>	mA	10

#### Control circuit/ Control:

<b>Type of voltage of the control supply voltage</b>		DC
<b>Control supply voltage 1</b>		
• for DC		
— Initial rated value	V	15
— Final rated value	V	30
<b>Control supply voltage for DC Full-scale value for signal&lt;0&gt; recognition</b>	V	5
<b>Control current</b>		
• at minimum control supply voltage		
— for DC	mA	2
• for DC Rated value	mA	15
<b>switching times</b>		
• ON delay		1 ms
• OFF delay		1 ms + in addition max. one half-wave

#### Auxiliary circuit:

<b>Number of NC contacts for auxiliary contacts</b>		0
<b>Number of NO contacts for auxiliary contacts</b>		0

Number of CO contacts for auxiliary contacts		0
--	--	---

### Installation/ mounting/ dimensions:

mounting position		vertical
Mounting type		screw and snap-on mounting onto 35 mm standard mounting rail
Mounting type Side-by-side mounting		Yes
Tightening torque of the screw for securing the equipment	N·m	1.5
Design of the thread of the screw for securing the equipment		M4
Width	mm	45
Height	mm	95
Depth	mm	100.8
Required spacing with side-by-side mounting		
• upwards	mm	70
• downwards	mm	50

### Connections/ Terminals:

Type of electrical connection		
• for main current circuit		screw-type terminals
• for auxiliary and control current circuit		screw-type terminals
Design of the thread of the connection screw		
• for main contacts		M4
• of the auxiliary and control contacts		M3
Product function removable terminal for auxiliary and control circuit		Yes
Type of connectable conductor cross-section		
• for main contacts		
— solid		2x (1.5 ... 2.5 mm <sup>2</sup> ), 2x (2.5 ... 6 mm <sup>2</sup> )
— finely stranded		
— with core end processing		2x (1 ... 2.5 mm <sup>2</sup> ), 2x (2.5 ... 6 mm <sup>2</sup> ), 1x 10 mm <sup>2</sup>
• for AWG conductors		
— for main contacts		2x (14 ... 10)
— for auxiliary and control contacts		1x (AWG 20 ... 12)
• for auxiliary and control contacts		
— solid		1x (0.5 ... 2.5 mm <sup>2</sup> ), 2x (0.5 ... 1.0 mm <sup>2</sup> )
— finely stranded		
— with core end processing		1x (0.5 ... 2.5 mm <sup>2</sup> ), 2x (0.5 ... 1.0 mm <sup>2</sup> )
— without core end processing		1x (0.5 ... 2.5 mm <sup>2</sup> ), 2x (0.5 ... 1.0 mm <sup>2</sup> )
Tightening torque		
• for main contacts with screw-type terminals	N·m	2 ... 2.5
• for auxiliary and control contacts with screw-type terminals	N·m	0.5 ... 0.6

<b>Tightening torque [lbf-in]</b> <ul style="list-style-type: none"> <li>• for main contacts with screw-type terminals</li> <li>• for auxiliary and control contacts with screw-type terminals</li> </ul>	lbf-in	18 ... 22
	lbf-in	7.5 ... 5.3
<b>Wire stripping length of the cable</b> <ul style="list-style-type: none"> <li>• for main contacts</li> <li>• for auxiliary and control contacts</li> </ul>	mm	7
	mm	7

#### Certificates/ approvals:

<b>Certificate of suitability</b>	CE / UL / CSA / CCC / C-TICK
-----------------------------------	------------------------------

<b>General Product Approval</b>	<b>EMC</b>	<b>Declaration of Conformity</b>
---------------------------------	------------	----------------------------------



<b>Test Certificates</b>	<b>other</b>
--------------------------	--------------

[Type Test Certificates/Test Report](#)

[Environmental Confirmations](#)

#### UL/CSA ratings:

<b>yielded mechanical performance [hp] for three-phase AC motor</b> <ul style="list-style-type: none"> <li>• at 200/208 V Rated value</li> <li>• at 220/230 V Rated value</li> <li>• at 460/480 V Rated value</li> </ul>	metric hp metric hp metric hp	0.5 0.75 2
<b>Full-load current (FLA) for three-phase AC motor</b> <ul style="list-style-type: none"> <li>• at 480 V Rated value</li> </ul>	A	3.4

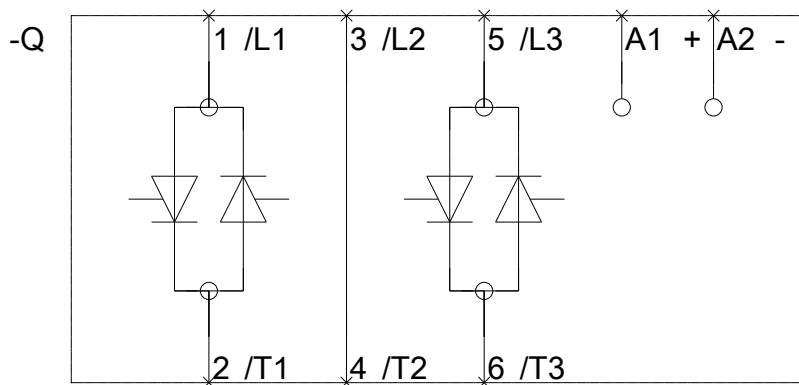
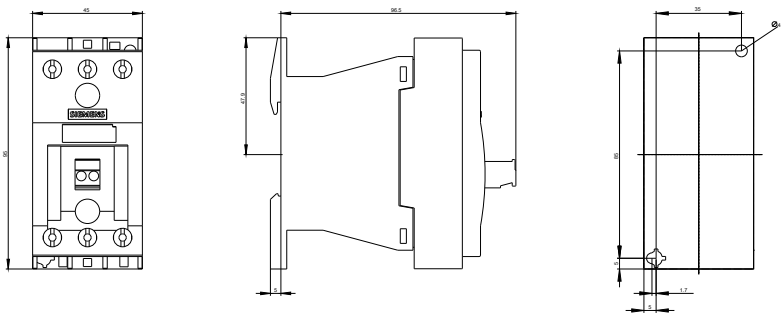
#### Further information

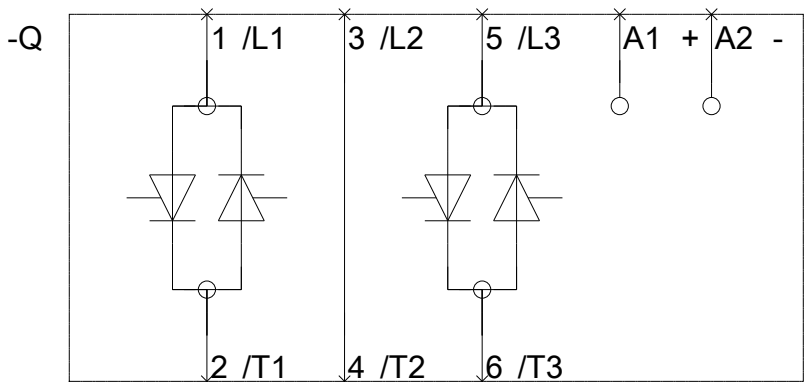
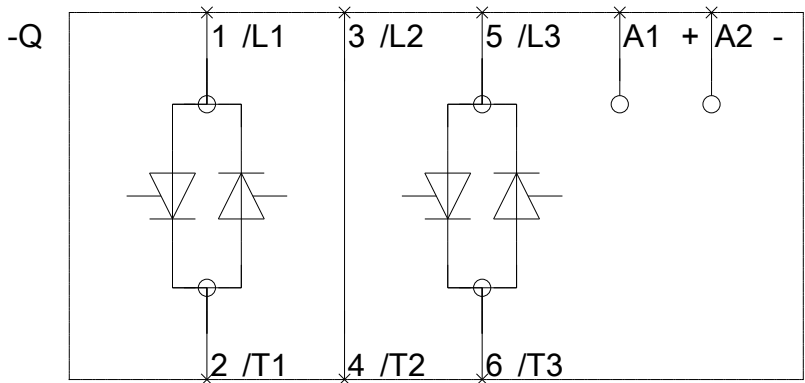
**Information- and Downloadcenter (Catalogs, Brochures,...)**  
<http://www.siemens.com/industrial-controls/catalogs>

**Industry Mall (Online ordering system)**  
<http://www.siemens.com/industrymall>

**Cax online generator**  
<http://support.automation.siemens.com/WW/CAXorder/default.aspx?lang=en&mlfb=3RF34051BB04>

**Service&Support (Manuals, Certificates, Characteristics, FAQs,...)**  
<https://support.industry.siemens.com/cs/ww/en/ps/3RF34051BB04>





last modified:

27.04.2015