



CONTACTOR RELAY, 4NO, AC 230V, 50/60 HZ, SIZE S00, SCREW TERMINAL

product brand name	SIRIUS
Product designation	contactor relay
General technical data:	
Insulation voltage	
<ul style="list-style-type: none"> with degree of pollution 3 Rated value 	690 V
Degree of pollution	3
Surge voltage resistance Rated value	6 kV
Mechanical service life (switching cycles)	
<ul style="list-style-type: none"> of the contactor typical 	30 000 000
<ul style="list-style-type: none"> of the contactor with added electronics-compatible auxiliary switch block typical 	5 000 000
<ul style="list-style-type: none"> of the contactor with added auxiliary switch block typical 	10 000 000
Protection class IP	
<ul style="list-style-type: none"> on the front 	IP20
Equipment marking	
<ul style="list-style-type: none"> acc. to DIN EN 61346-2 	K
<ul style="list-style-type: none"> acc. to DIN EN 81346-2 	K
Main circuit:	
No-load switching frequency	
<ul style="list-style-type: none"> with AC 	10 000 1/h
<ul style="list-style-type: none"> for DC 	10 000 1/h
Control circuit/ Control:	
Type of voltage of the control supply voltage	AC

Control supply voltage with AC	
<ul style="list-style-type: none"> • at 50 Hz Rated value • at 60 Hz Rated value • Rated value 	<p>230 V</p> <p>230 V</p> <p>50 Hz</p>
Control supply voltage frequency 2 Rated value	60 Hz
Operating range factor control supply voltage rated value of the magnet coil with AC	
<ul style="list-style-type: none"> • at 50 Hz • at 60 Hz 	<p>0.8 ... 1.1</p> <p>0.85 ... 1.1</p>

Auxiliary circuit:

Number of NO contacts	
<ul style="list-style-type: none"> • for auxiliary contacts — instantaneous contact 	<p>4</p> <p>4</p>
Product expansion Auxiliary switch	Yes
Identification number and letter for switching elements	40 E
Operating current at AC-15	
<ul style="list-style-type: none"> • at 230 V Rated value • at 400 V Rated value • at 690 V Rated value 	<p>10 A</p> <p>3 A</p> <p>1 A</p>
Design of the miniature circuit breaker	
<ul style="list-style-type: none"> • for short-circuit protection of the auxiliary circuit up to 230 V 	C characteristic: 6 A; 0.4 kA
Contact reliability of the auxiliary contacts	1 faulty switching per 100 million (17 V, 1 mA)

UL/CSA ratings:

Contact rating of the auxiliary contacts acc. to UL	A600 / Q600
--	-------------

Short-circuit:

Design of the fuse link	
<ul style="list-style-type: none"> • for short-circuit protection of the auxiliary switch required 	fuse gL/gG: 10 A

Installation/ mounting/ dimensions:

mounting position	+/-180° rotation possible on vertical mounting surface; can be tilted forward and backward by +/- 22.5° on vertical mounting surface
Mounting type	screw and snap-on mounting onto 35 mm standard mounting rail
Height	57.5 mm
Width	45 mm
Depth	73 mm
Required spacing	
<ul style="list-style-type: none"> • for grounded parts <ul style="list-style-type: none"> — at the side • for live parts 	6 mm

— at the side

6 mm

Connections/ Terminals:

Type of electrical connection <ul style="list-style-type: none">• for auxiliary and control current circuit	screw-type terminals
Type of connectable conductor cross-section <ul style="list-style-type: none">• for auxiliary contacts<ul style="list-style-type: none">— single or multi-stranded— finely stranded with core end processing• for AWG conductors for auxiliary contacts	2x (0,5 ... 1,5 mm ²), 2x (0,75 ... 2,5 mm ²), 2x 4 mm ² 2x (0.5 ... 1.5 mm ²), 2x (0.75 ... 2.5 mm ²) 2x (20 ... 16), 2x (18 ... 14), 2x 12

Safety related data:

B10 value with high demand rate acc. to SN 31920	1 000 000; With 0.3 x I _e
Proportion of dangerous failures <ul style="list-style-type: none">• with low demand rate acc. to SN 31920• with high demand rate acc. to SN 31920	40 % 73 %
Product function <ul style="list-style-type: none">• positively driven operation acc. to IEC 60947-5-1	Yes
T1 value for proof test interval or service life acc. to IEC 61508	20 y
Protection against electrical shock	finger-safe

Mechanical data:

Size of contactor	S00
--------------------------	-----

Ambient conditions:

Installation altitude at height above sea level maximum	2 000 m
Ambient temperature <ul style="list-style-type: none">• during operation• during storage	-25 ... +60 °C -55 ... +80 °C

Certificates/ approvals:

General Product Approval	Functional Safety/Safety of Machinery	Declaration of Conformity
--------------------------	---------------------------------------	---------------------------



[Type Examination](#)



Test Certificates	Shipping Approval
-------------------	-------------------

[Type Test Certificates/Test Report](#)

[Special Test Certificate](#)



Shipping Approval	other
-------------------	-------



[Environmental Confirmations](#)



Further information

Information- and Downloadcenter (Catalogs, Brochures,...)

<http://www.siemens.com/industrial-controls/catalogs>

Industry Mall (Online ordering system)

<http://www.siemens.com/industrymall>

Cax online generator

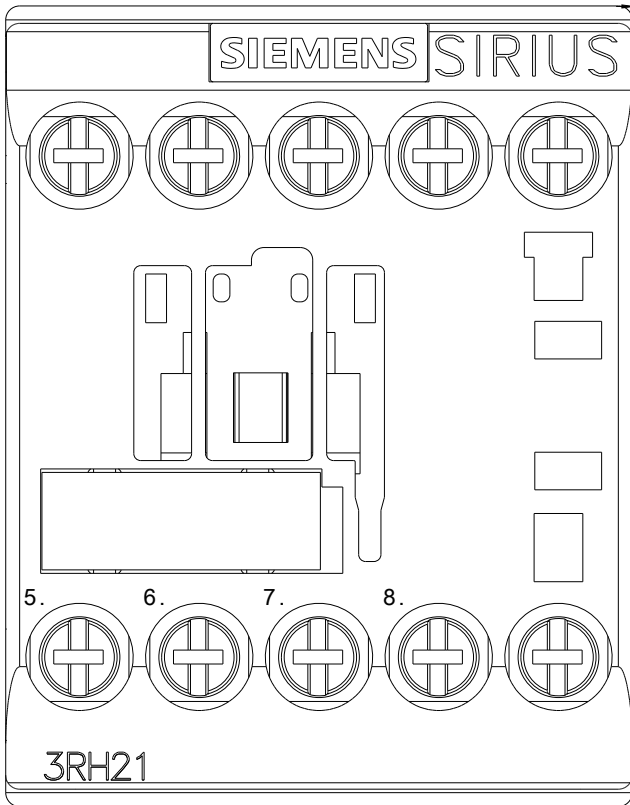
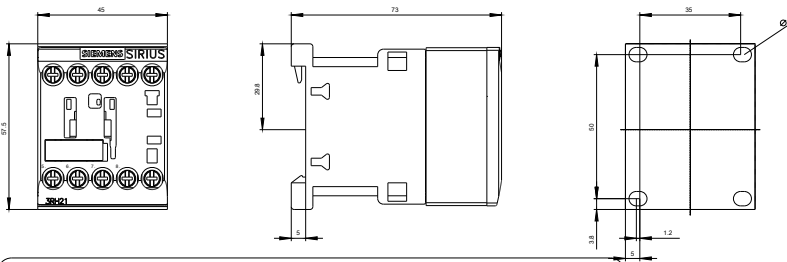
<http://support.automation.siemens.com/WW/CAXorder/default.aspx?lang=en&mfb=3RH21401AP00>

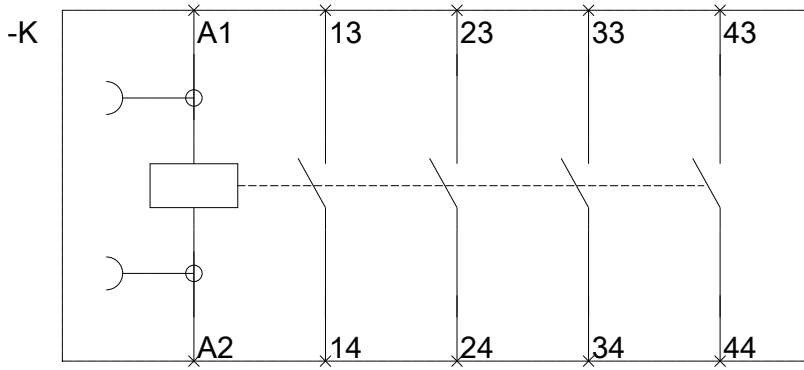
Service&Support (Manuals, Certificates, Characteristics, FAQs,...)

<https://support.industry.siemens.com/cs/ww/en/ps/3RH21401AP00>

Image database (product images, 2D dimension drawings, 3D models, device circuit diagrams, EPLAN macros, ...)

http://www.automation.siemens.com/bilddb/cax_de.aspx?mfb=3RH21401AP00&lang=en





last modified:

14.05.2015