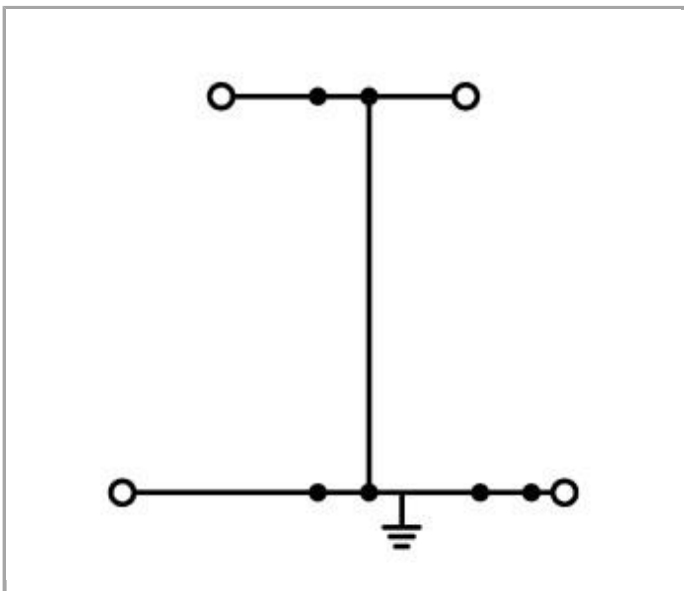
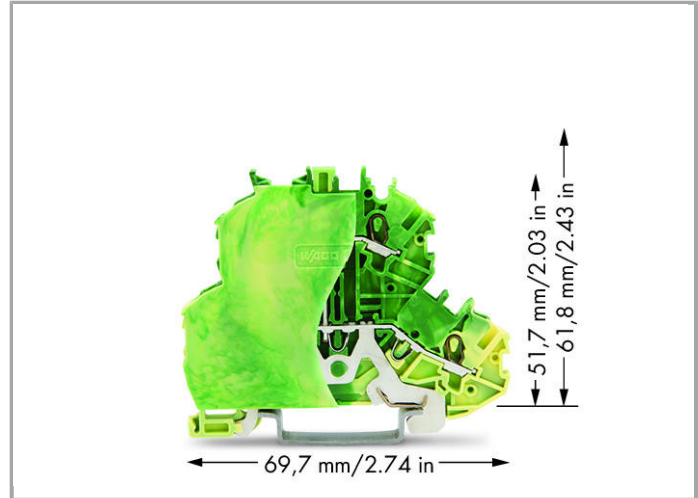



Data sheet | Item number: 2000-2207/099-000

Double-deck terminal block; 4-conductor ground terminal block; PE; with end plate; without marker carrier; internal commoning; for DIN-rail 35 x 15 and 35 x 7.5; 1 mm<sup>2</sup>; Push-in CAGE CLAMP®



[www.wago.com/2000-2207/099-000](http://www.wago.com/2000-2207/099-000)



Data

Connection data

Connection technology

Push-in CAGE CLAMP®



Actuation type	Push-in Operating tool
Connectable conductor materials	Copper
Nominal cross section	1 mm <sup>2</sup>
Solid conductor	0.14 ... 1.5 mm <sup>2</sup> / 24 ... 16 AWG
Solid conductor, push-in termination	0.5 ... 1.5 mm <sup>2</sup> / 20 ... 16 AWG
Fine-stranded conductor	0.14 ... 1.5 mm <sup>2</sup> / 24 ... 16 AWG
Fine-stranded conductor with ferrule, push-in termination, from	0.5 mm <sup>2</sup> / 20 AWG
Strip length	9 ... 11 mm / 0.35 ... 0.43 Inch
Total number of connection points	4
Total number of potentials	2
Number of levels	2
Type of wiring	Front-entry wiring

### Geometrical Data

Width	4.2 mm / 0.165 inch
Height from upper-edge of DIN-35 rail	51.7 mm / 2.035 inch
Depth	69.7 mm / 2.744 inch

### Mechanical data

Design	horizontal
Type of mounting	DIN-35 rail
Potential marking	PE
Marking level	Center/side marking

### Material Data

Color	green-yellow
Insulating material	Polyamide 66 (PA 66)
Fire load	0.209 MJ
Weight	11.768 g

### Commercial data

Country of origin	DE
GTIN	4050821037583
Customs Tariff No.	85369010000
Product Group	22 (TOPJOB S)

### Approvals / Certificates

#### Ex-Approvals

Logo	Approval	Certificate name



AEx  
Underwriters Laboratories Inc.


E185892



ATEX  
Physikalisch Technische Bundesanstalt

PTB 11 ATEX 1041 U (II 2 G Ex e IIC GB / I M 2 Ex e I Mb)

## Country specific Approvals





Logo	Approval	Certificate name
	CCA DEKRA Certification B.V.	2192406.01
	CCA DEKRA Certification B.V.	NTR NL 7518
	CCA DEKRA Certification B.V.	71-102841
	CCA DEKRA Certification B.V.	NTR NL 7671




















## UL-Approvals

Logo	Approval	Certificate name
	UL UL International Germany GmbH	E45172 sec.55

## Compatible products

## Carrier rail

	<b>Item no.: 210-112</b> Steel carrier rail; 35 x 7.5 mm; 1 mm thick; 2 m long; slotted; according to EN 60715; "Hole width 25 mm	<a href="http://www.wago.com/210-112">www.wago.com/210-112</a>
	<b>Item no.: 210-113</b> Steel carrier rail; 35 x 7.5 mm; 1 mm thick; 2 m long; unslotted; according to EN 60715	<a href="http://www.wago.com/210-113">www.wago.com/210-113</a>
	<b>Item no.: 210-114</b> Steel carrier rail; 35 x 15 mm; 1.5 mm thick; 2 m long; unslotted; similar to EN 60715	<a href="http://www.wago.com/210-114">www.wago.com/210-114</a>
	<b>Item no.: 210-115</b> Steel carrier rail; 35 x 7.5 mm; 1 mm thick; 2 m long; slotted; according to EN 60715; "Hole width 18 mm	<a href="http://www.wago.com/210-115">www.wago.com/210-115</a>

	<b>Item no.: 210-118</b> Steel carrier rail; 35 x 15 mm; 2.3 mm thick; 2 m long; unslotted; according to EN 60715	<a href="http://www.wago.com/210-118">www.wago.com/210-118</a>
	<b>Item no.: 210-196</b> Aluminum carrier rail; 35 x 8.2 mm; 1.6 mm thick; 2 m long; unslotted; similar to EN 60715	<a href="http://www.wago.com/210-196">www.wago.com/210-196</a>
	<b>Item no.: 210-197</b> Steel carrier rail; 35 x 15 mm; 1.5 mm thick; 2 m long; slotted; similar to EN 60715	<a href="http://www.wago.com/210-197">www.wago.com/210-197</a>
	<b>Item no.: 210-198</b> Copper carrier rail; 35 x 15 mm; 2.3 mm thick; 2 m long; unslotted; according to EN 60715	<a href="http://www.wago.com/210-198">www.wago.com/210-198</a>
<b>check</b>		
	<b>Item no.: 2000-510</b> TOPJOB®S L-type test plug module; modular; for jumper contact slot	<a href="http://www.wago.com/2000-510">www.wago.com/2000-510</a>
	<b>Item no.: 2000-511</b> TOPJOB®S L-type test plug module; modular; for jumper contact slot; 1-pole	<a href="http://www.wago.com/2000-511">www.wago.com/2000-511</a>
	<b>Item no.: 2000-549</b> Spacer module; modular; e.g., for bridging commoned terminal blocks	<a href="http://www.wago.com/2000-549">www.wago.com/2000-549</a>
	<b>Item no.: 2000-552</b> Modular TOPJOB®S connector; modular; for jumper contact slot; 2-pole	<a href="http://www.wago.com/2000-552">www.wago.com/2000-552</a>
	<b>Item no.: 2000-553</b> Modular TOPJOB®S connector; modular; for jumper contact slot; 3-pole	<a href="http://www.wago.com/2000-553">www.wago.com/2000-553</a>
	<b>Item no.: 2000-554</b> Modular TOPJOB®S connector; modular; for jumper contact slot; 4-pole	<a href="http://www.wago.com/2000-554">www.wago.com/2000-554</a>
	<b>Item no.: 2000-555</b> Modular TOPJOB®S connector; modular; for jumper contact slot; 5-pole	<a href="http://www.wago.com/2000-555">www.wago.com/2000-555</a>
	<b>Item no.: 2000-556</b> Modular TOPJOB®S connector; modular; for jumper contact slot; 6-pole	<a href="http://www.wago.com/2000-556">www.wago.com/2000-556</a>
	<b>Item no.: 2000-557</b> Modular TOPJOB®S connector; modular; for jumper contact slot; 7-pole	<a href="http://www.wago.com/2000-557">www.wago.com/2000-557</a>
	<b>Item no.: 2000-558</b> Modular TOPJOB®S connector; modular; for jumper contact slot; 8-pole	<a href="http://www.wago.com/2000-558">www.wago.com/2000-558</a>
	<b>Item no.: 2000-559</b> Modular TOPJOB®S connector; modular; for jumper contact slot; 9-pole	<a href="http://www.wago.com/2000-559">www.wago.com/2000-559</a>
	<b>Item no.: 2000-560</b> Modular TOPJOB®S connector; modular; for jumper contact slot; 10-pole	<a href="http://www.wago.com/2000-560">www.wago.com/2000-560</a>
	<b>Item no.: 2009-174</b> Test plug adapter; for 4 mm Ø test plugs; for testing TOPJOB®S rail-mounted terminal blocks	<a href="http://www.wago.com/2009-174">www.wago.com/2009-174</a>
	<b>Item no.: 2009-182</b> Testing tap; for max. 2.5 mm <sup>2</sup> ; tool-free connection for individual test wires 0.08 - 2.5 mm	<a href="http://www.wago.com/2009-182">www.wago.com/2009-182</a>
	<b>Item no.: 210-136</b> Test plug; 2 mm Ø; with 500 mm cable	<a href="http://www.wago.com/210-136">www.wago.com/210-136</a>



**Item no.: 210-137**  
Test plug; 2.3 mm Ø; with 500 mm cable

[www.wago.com/210-137](http://www.wago.com/210-137)

#### ferrule



**Item no.: 216-241**  
Ferrule; Sleeve for 0.5 mm<sup>2</sup> / AWG 22; insulated; electro-tin plated; electrolytic copper; gastight crimped; acc. to DIN 46228, Part 4/09.90 [www.wago.com/216-241](http://www.wago.com/216-241)



**Item no.: 216-242**  
Ferrule; Sleeve for 0.75 mm<sup>2</sup> / AWG 20; insulated; electro-tin plated; electrolytic copper; gastight crimped; acc. to DIN 46228, Part 4/09.90 [www.wago.com/216-242](http://www.wago.com/216-242)



**Item no.: 216-243**  
Ferrule; Sleeve for 1 mm<sup>2</sup> / AWG 18; insulated; electro-tin plated; electrolytic copper; gastight crimped; acc. to DIN 46228, Part 4/09.90 [www.wago.com/216-243](http://www.wago.com/216-243)

#### Jumper



**Item no.: 2000-492**  
Double-deck vertical jumper; insulated [www.wago.com/2000-492](http://www.wago.com/2000-492)



**Item no.: 2001-402**  
Push-in type jumper bar; insulated; 2-way; Nominal current 18 A [www.wago.com/2001-402](http://www.wago.com/2001-402)



**Item no.: 2001-403**  
Push-in type jumper bar; insulated; 3-way; Nominal current 18 A [www.wago.com/2001-403](http://www.wago.com/2001-403)



**Item no.: 2001-404**  
Push-in type jumper bar; insulated; 4-way; Nominal current 18 A [www.wago.com/2001-404](http://www.wago.com/2001-404)



**Item no.: 2001-405**  
Push-in type jumper bar; insulated; 5-way; Nominal current 18 A [www.wago.com/2001-405](http://www.wago.com/2001-405)



**Item no.: 2001-405/011-000**  
Star point jumper; insulated; 3-way (1-3-5); IN = IN terminal block [www.wago.com/2001-405/011-000](http://www.wago.com/2001-405/011-000)



**Item no.: 2001-406**  
Push-in type jumper bar; insulated; 6-way; Nominal current 18 A [www.wago.com/2001-406](http://www.wago.com/2001-406)



**Item no.: 2001-406/020-000**  
Delta jumper; insulated; 1-2 3-4 5-6; IN = IN terminal block [www.wago.com/2001-406/020-000](http://www.wago.com/2001-406/020-000)



**Item no.: 2001-407**  
Push-in type jumper bar; insulated; 7-way; Nominal current 18 A [www.wago.com/2001-407](http://www.wago.com/2001-407)



**Item no.: 2001-408**  
Push-in type jumper bar; insulated; 8-way; Nominal current 18 A [www.wago.com/2001-408](http://www.wago.com/2001-408)















**Item no.: 2001-409**  
Push-in type jumper bar; insulated; 9-way; Nominal current 18 A [www.wago.com/2001-409](http://www.wago.com/2001-409)








**Item no.: 2001-410**  
Push-in type jumper bar; insulated; 10-way; Nominal current 18 A [www.wago.com/2001-410](http://www.wago.com/2001-410)









**Item no.: 2001-433**  
Push-in type jumper bar; insulated; from 1 to 3; Nominal current 18 A [www.wago.com/2001-433](http://www.wago.com/2001-433)

	<b>Item no.: 2001-434</b> Push-in type jumper bar; insulated; from 1 to 4; Nominal current 18 A	<a href="http://www.wago.com/2001-434">www.wago.com/2001-434</a>
	<b>Item no.: 2001-435</b> Push-in type jumper bar; insulated; from 1 to 5; Nominal current 18 A	<a href="http://www.wago.com/2001-435">www.wago.com/2001-435</a>
	<b>Item no.: 2001-436</b> Push-in type jumper bar; insulated; from 1 to 6; Nominal current 18 A	<a href="http://www.wago.com/2001-436">www.wago.com/2001-436</a>
	<b>Item no.: 2001-437</b> Push-in type jumper bar; insulated; from 1 to 7; Nominal current 18 A	<a href="http://www.wago.com/2001-437">www.wago.com/2001-437</a>
	<b>Item no.: 2001-438</b> Push-in type jumper bar; insulated; from 1 to 8; Nominal current 18 A	<a href="http://www.wago.com/2001-438">www.wago.com/2001-438</a>
	<b>Item no.: 2001-439</b> Push-in type jumper bar; insulated; from 1 to 9; Nominal current 18 A	<a href="http://www.wago.com/2001-439">www.wago.com/2001-439</a>
	<b>Item no.: 2001-440</b> Push-in type jumper bar; insulated; from 1 to 10; Nominal current 18 A	<a href="http://www.wago.com/2001-440">www.wago.com/2001-440</a>
	<b>Item no.: 2009-402</b> Push-in type wire jumper; insulated; wire length 60 mm; Conductor cross section 0.75 mm <sup>2</sup> ; suitable for 2000 and 2020 Series rail-mounted terminal blocks	<a href="http://www.wago.com/2009-402">www.wago.com/2009-402</a>
	<b>Item no.: 2009-404</b> Push-in type wire jumper; insulated; wire length 110 mm; Conductor cross section 0.75 mm <sup>2</sup> ; suitable for 2000 and 2020 Series rail-mounted terminal blocks	<a href="http://www.wago.com/2009-404">www.wago.com/2009-404</a>
	<b>Item no.: 2009-406</b> Push-in type wire jumper; insulated; wire length 250 mm; Conductor cross section 0.75 mm <sup>2</sup> ; suitable for 2000 and 2020 Series rail-mounted terminal blocks	<a href="http://www.wago.com/2009-406">www.wago.com/2009-406</a>
	<b>Item no.: 210-103</b> Wire commoning chain; insulated; 50 connections	<a href="http://www.wago.com/210-103">www.wago.com/210-103</a>
	<b>Item no.: 210-123</b> Wire commoning chain; insulated; 50 connections	<a href="http://www.wago.com/210-123">www.wago.com/210-123</a>

#### Marking accessories


	<b>Item no.: 2009-110</b> Marking strips; on reel; not stretchable; plain; snap-on type	<a href="http://www.wago.com/2009-110">www.wago.com/2009-110</a>
	<b>Item no.: 2009-113</b> WMB-Inline; for smartPRINTER; on reel; plain; snap-on type	<a href="http://www.wago.com/2009-113">www.wago.com/2009-113</a>
	<b>Item no.: 2009-113/000-002</b> WMB-Inline; for smartPRINTER; on reel; plain; snap-on type	<a href="http://www.wago.com/2009-113/000-002">www.wago.com/2009-113/000-002</a>
	<b>Item no.: 2009-113/000-005</b> WMB-Inline; for smartPRINTER; on reel; plain; snap-on type	<a href="http://www.wago.com/2009-113/000-005">www.wago.com/2009-113/000-005</a>
	<b>Item no.: 2009-113/000-006</b> WMB-Inline; for smartPRINTER; on reel; plain; snap-on type	<a href="http://www.wago.com/2009-113/000-006">www.wago.com/2009-113/000-006</a>

	<p><b>Item no.:</b> 2009-113/000-007 WMB-Inline; for smartPRINTER; on reel; plain; snap-on type</p>	<a href="http://www.wago.com/2009-113/000-007">www.wago.com/2009-113/000-007</a>
	<p><b>Item no.:</b> 2009-113/000-012 WMB-Inline; for smartPRINTER; on reel; plain; snap-on type</p>	<a href="http://www.wago.com/2009-113/000-012">www.wago.com/2009-113/000-012</a>
	<p><b>Item no.:</b> 2009-113/000-017 WMB-Inline; for smartPRINTER; on reel; plain; snap-on type</p>	<a href="http://www.wago.com/2009-113/000-017">www.wago.com/2009-113/000-017</a>
	<p><b>Item no.:</b> 2009-113/000-023 WMB-Inline; for smartPRINTER; on reel; plain; snap-on type</p>	<a href="http://www.wago.com/2009-113/000-023">www.wago.com/2009-113/000-023</a>
	<p><b>Item no.:</b> 2009-113/000-024 WMB-Inline; for smartPRINTER; on reel; plain; snap-on type</p>	<a href="http://www.wago.com/2009-113/000-024">www.wago.com/2009-113/000-024</a>
	<p><b>Item no.:</b> 793-3501 WMB marking card; as card; plain; snap-on type</p>	<a href="http://www.wago.com/793-3501">www.wago.com/793-3501</a>




**General accessories**

	<p><b>Item no.:</b> 2000-121 Adaptor</p>	<a href="http://www.wago.com/2000-121">www.wago.com/2000-121</a>
---	--	--

**Protective Warning Marker**

	<p><b>Item no.:</b> 2001-115 Protective warning marker; with high-voltage symbol, black; for 5 terminal blocks</p>	<a href="http://www.wago.com/2001-115">www.wago.com/2001-115</a>
--	--	--

**tools**

	<p><b>Item no.:</b> 210-647 Operating tool with partially insulated shaft; Blade (2.5 x 0.4) mm; short</p>	<a href="http://www.wago.com/210-647">www.wago.com/210-647</a>
	<p><b>Item no.:</b> 210-648 Operating tool with partially insulated shaft; Blade (2.5 x 0.4) mm; short; angled</p>	<a href="http://www.wago.com/210-648">www.wago.com/210-648</a>
	<p><b>Item no.:</b> 210-719 Operating tool with partially insulated shaft; Type 1, blade (2.5 x 0.4) mm</p>	<a href="http://www.wago.com/210-719">www.wago.com/210-719</a>

**Downloads**

**Documentation**

**Bid Text**

2000-2207/099-000	Aug 13, 2018	DOCX 15.0 kB	Download
-------------------	--------------	-----------------	----------



## smartDATA

### CAD data

3D Download 2000-2207/099-000

URL

Download

---

## Product family

### TOPJOB® S

TOPJOB® S: In various industrial applications and modern building installations, WAGO's wide and versatile range of rail-mount terminal blocks provides more than just reliable electrical connections.

[Learn more about the product family.](#)

[Show all products from the family](#)

Subject to changes.

---

WAGO Kontakttechnik GmbH & Co. KG

Hansastr. 27

32423 Minden

Phone: +49571 887-0 | Fax: +49571 887-169

Email: [info.de@wago.com](mailto:info.de@wago.com) | Web: [www.wago.com](http://www.wago.com)

Do you have any questions about our products?

We are always happy to take your call at +49 (571) 887-44222.