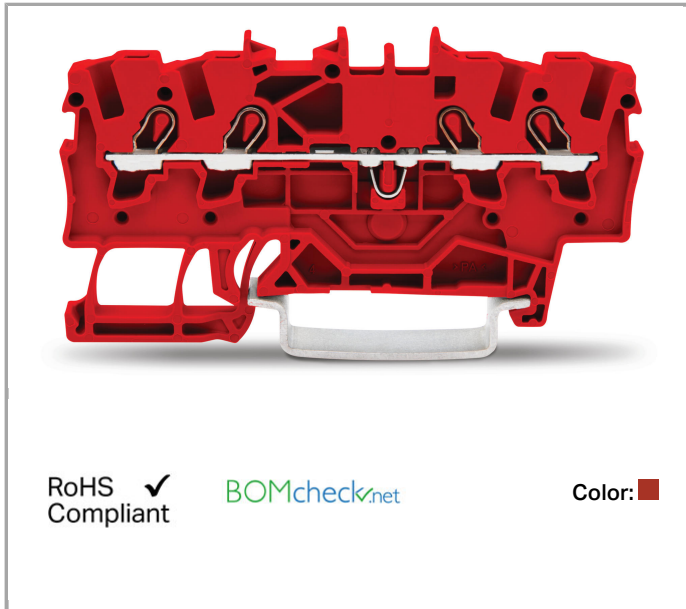


Data sheet | Item number: 2001-1403

4-conductor through terminal block; 1.5 mm²; suitable for Ex e II applications; side and center marking; for DIN-rail 35 x 15 and 35 x 7.5; Push-in CAGE CLAMP®

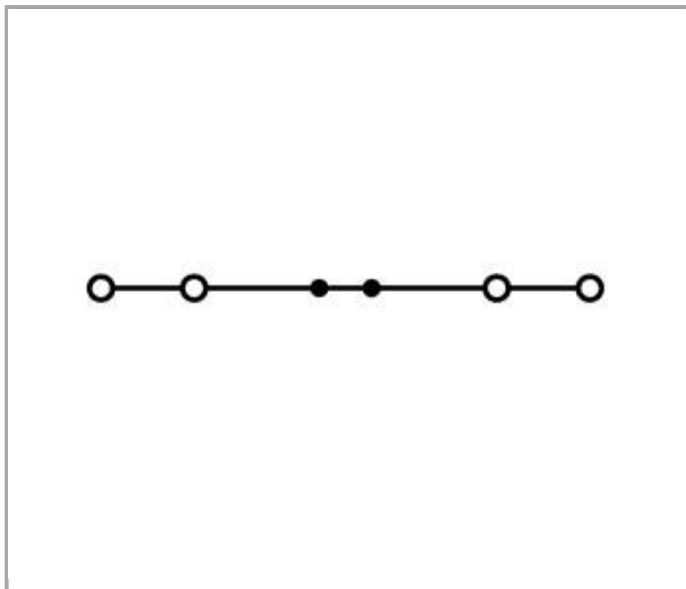
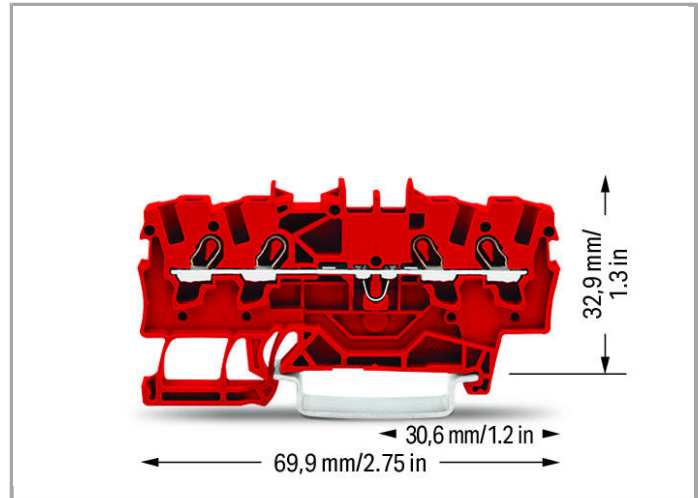
www.wago.com/2001-1403



RoHS
Compliant

BOMcheck.net

Color: ■



Data

Electrical data

Rated voltage EN (Ex e II)	550 V
Rated current (Ex e II)	17 A
Rated current (Ex e II) with jumper	16 A



Ratings per IEC/EN 60664-1

Rated voltage (III / 3)	800 V
Rated impulse voltage (III / 3)	8 kV
Rated current	18 A
Rated current (2)	24 A
Legend (ratings)	(III / 3) \triangleq Overvoltage category III / Pollution degree 3

Approvals per UL 1059

Rated voltage UL (Use Group B)	600 V
Rated current UL (Use Group B)	15 A
Rated voltage UL (Use Group C)	600 V
Rated current UL (Use Group C)	15 A

Approvals per CSA

Rated voltage CSA (Use Group B)	600 V
Rated current CSA (Use Group B)	15 A
Rated voltage CSA (Use Group C)	600 V
Rated current CSA (Use Group C)	15 A

Connection data

Connection technology	Push-in CAGE CLAMP®
Actuation type	Push-in Operating tool
Connectable conductor materials	Copper
Nominal cross section	1.5 mm ²
Solid conductor	0.25 ... 2.5 mm ² / 22 ... 14 AWG
Solid conductor, push-in termination	0.75 ... 2.5 mm ² / 18 ... 14 AWG
Fine-stranded conductor	0.25 ... 2.5 mm ² / 22 ... 14 AWG
Fine-stranded conductor with ferrule, push-in termination, from	0.75 mm ² / 18 AWG
Strip length	9 ... 11 mm / 0.35 ... 0.43 Inch
Total number of connection points	4
Total number of potentials	1
Number of levels	1
Type of wiring	Front-entry wiring

Geometrical Data

Width	4.2 mm / 0.165 inch
Height from upper-edge of DIN-35 rail	32.9 mm / 1.295 inch



Depth	69.9 mm / 2.752 inch
-------	----------------------

Mechanical data

Design	horizontal
Type of mounting	DIN-35 rail
Marking level	Center/side marking

Material Data

Color	red
Insulating material	Polyamide 66 (PA 66)
Fire load	0.104 MJ
Weight	5.223 g

Commercial data


Country of origin	DE
GTIN	4045454537418
Customs Tariff No.	85369010000
Product Group	22 (TOPJOB S)

Approvals / Certificates

Ex-Approvals

Logo	Approval	Certificate name
	AEx UL International Germany GmbH c/o Physikalisch Technische Bundesanstalt	E185892 sec.12
	ATEX Physikalisch Technische Bundesanstalt (PTB)	PTB 05 ATEX 1094 U (II 2 G Ex e II bzw. I M 2 Ex e I)
	IECEx Physikalisch Technische Bundesanstalt (PTB)	IECEx PTB 11.0093U (Ex e IIC Gb or Ex e I Mb)

Country specific Approvals

Logo	Approval	Certificate name
	CCA DEKRA Certification B.V.	2160584.07
	CCA DEKRA Certification B.V.	NTR NL-7084



CCA




CSA
DEKRA Certification B.V.

1645434

Ship Approvals

Logo	Approval	Certificate name
	DNV GL Det Norske Veritas, Germanischer Lloyd	TAE00001V2
	LR Lloyds Register	91/20112 (E9)

UL-Approvals

Logo	Approval	Certificate name
	UL UL International Germany GmbH	E45172

Compatible products

plug



Item no.: 2002-880
Empty component plug housing; 10.4 mm wide; 2-pole; Type 4

www.wago.com/2002-880

Protective Warning Marker



Item no.: 2001-115
Protective warning marker; with high-voltage symbol, black; for 5 terminal blocks

www.wago.com/2001-115

Carrier rail



Item no.: 210-112
Steel carrier rail; 35 x 7.5 mm; 1 mm thick; 2 m long; slotted; according to EN 60715; "Hole width 25 mm"

www.wago.com/210-112

Item no.: 210-113
Steel carrier rail; 35 x 7.5 mm; 1 mm thick; 2 m long; unslotted; according to EN 60715

www.wago.com/210-113

Item no.: 210-114
Steel carrier rail; 35 x 15 mm; 1.5 mm thick; 2 m long; unslotted; similar to EN 60715

www.wago.com/210-114**Item no.: 210-115**



Steel carrier rail; 35 x 7.5 mm; 1 mm thick; 2 m long; slotted; according to EN 60715; "Hole width 18 mm

www.wago.com/210-115



Item no.: 210-118

Steel carrier rail; 35 x 15 mm; 2.3 mm thick; 2 m long; unslotted; according to EN 60715

www.wago.com/210-118



Item no.: 210-196

Aluminum carrier rail; 35 x 8.2 mm; 1.6 mm thick; 2 m long; unslotted; similar to EN 60715

www.wago.com/210-196



Item no.: 210-197

Steel carrier rail; 35 x 15 mm; 1.5 mm thick; 2 m long; slotted; similar to EN 60715

www.wago.com/210-197



Item no.: 210-198

Copper carrier rail; 35 x 15 mm; 2.3 mm thick; 2 m long; unslotted; according to EN 60715

www.wago.com/210-198

General accessories



Item no.: 2002-880/1000-411

Diode module; with diode 1N4007 As a free-wheeling diode; 10.4 mm wide; Operating temperature 85°C max.

www.wago.com/2002-880/1000-411



Item no.: 2002-880/1000-541

LED module; with red LED; 10.4 mm wide; 12 - 30 V; Operating temperature 85°C max.

www.wago.com/2002-880/1000-541



Item no.: 2002-880/1000-542

LED module

www.wago.com/2002-880/1000-542



Item no.: 2002-880/1000-836

LED module; with red LED; 10.4 mm wide; 230 V; Operating temperature 85°C max.

www.wago.com/2002-880/1000-836

Jumper



Item no.: 2001-402

Push-in type jumper bar; insulated; 2-way; Nominal current 18 A

www.wago.com/2001-402



Item no.: 2001-403

Push-in type jumper bar; insulated; 3-way; Nominal current 18 A

www.wago.com/2001-403



Item no.: 2001-404

Push-in type jumper bar; insulated; 4-way; Nominal current 18 A

www.wago.com/2001-404



Item no.: 2001-405

Push-in type jumper bar; insulated; 5-way; Nominal current 18 A

www.wago.com/2001-405



Item no.: 2001-405/011-000

Star point jumper; insulated; 3-way (1-3-5); IN = IN terminal block

www.wago.com/2001-405/011-000



Item no.: 2001-406

Push-in type jumper bar; insulated; 6-way; Nominal current 18 A

www.wago.com/2001-406



Item no.: 2001-406/020-000

Delta jumper; insulated; 1-2 3-4 5-6; IN = IN terminal block

www.wago.com/2001-406/020-000



Item no.: 2001-407
Push-in type jumper bar; insulated; 7-way; Nominal current 18 A

www.wago.com/2001-407



Item no.: 2001-408
Push-in type jumper bar; insulated; 8-way; Nominal current 18 A

www.wago.com/2001-408



Item no.: 2001-409
Push-in type jumper bar; insulated; 9-way; Nominal current 18 A

www.wago.com/2001-409



Item no.: 2001-410
Push-in type jumper bar; insulated; 10-way; Nominal current 18 A

www.wago.com/2001-410



Item no.: 2001-433
Push-in type jumper bar; insulated; from 1 to 3; Nominal current 18 A

www.wago.com/2001-433



Item no.: 2001-434
Push-in type jumper bar; insulated; from 1 to 4; Nominal current 18 A

www.wago.com/2001-434



Item no.: 2001-435
Push-in type jumper bar; insulated; from 1 to 5; Nominal current 18 A

www.wago.com/2001-435



Item no.: 2001-436
Push-in type jumper bar; insulated; from 1 to 6; Nominal current 18 A

www.wago.com/2001-436



Item no.: 2001-437
Push-in type jumper bar; insulated; from 1 to 7; Nominal current 18 A

www.wago.com/2001-437



Item no.: 2001-438
Push-in type jumper bar; insulated; from 1 to 8; Nominal current 18 A

www.wago.com/2001-438



Item no.: 2001-439
Push-in type jumper bar; insulated; from 1 to 9; Nominal current 18 A

www.wago.com/2001-439



Item no.: 2001-440
Push-in type jumper bar; insulated; from 1 to 10; Nominal current 18 A

www.wago.com/2001-440



Item no.: 2006-499
Step-down jumper; insulated; from 6/4 mm² to 4/2.5/1.5 mm²; Nominal current 32 A

www.wago.com/2006-499



Item no.: 2009-412
Push-in type wire jumper; insulated; wire length 60 mm; Conductor cross section 1.5 mm²; suitable for 2001, 2002, 2003 and 2022 Series rail-mounted terminal blocks

www.wago.com/2009-412



Item no.: 2009-414
Push-in type wire jumper; insulated; wire length 110 mm; Conductor cross section 1.5 mm²; suitable for 2001, 2002, 2003 and 2022 Series rail-mounted terminal blocks

www.wago.com/2009-414




Item no.: 2009-416
Push-in type wire jumper; insulated; wire length 250 mm; Conductor cross section 1.5 mm²; suitable for 2001, 2002, 2003 and 2022 Series rail-mounted terminal blocks

www.wago.com/2009-416



Item no.: 210-103
Wire commoning chain; insulated; 50 connections

www.wago.com/210-103



Item no.: 210-123
Wire commoning chain; insulated; 50 connections


www.wago.com/210-123

End plate















Item no.: 2002-1491
End and intermediate plate; 0.8 mm thick

www.wago.com/2002-1491

	Item no.: 2002-1492 End and intermediate plate; 0.8 mm thick	www.wago.com/2002-1492
	Item no.: 2002-1493 Separator plate; 2 mm thick; oversized	www.wago.com/2002-1493
	Item no.: 2002-1494 Separator plate; 2 mm thick; oversized	www.wago.com/2002-1494
	Item no.: 209-191 Separator for Ex e/Ex i applications; 3 mm thick; 120 mm wide	www.wago.com/209-191

Marking accessories

	Item no.: 2009-110 Marking strips; on reel; not stretchable; plain; snap-on type	www.wago.com/2009-110
	Item no.: 2009-114 WMB-Inline; for smartPRINTER; on reel; stretchable 4 - 4.2 mm; plain; snap-on type	www.wago.com/2009-114
	Item no.: 2009-114/000-002 WMB-Inline; for smartPRINTER; on reel; stretchable 4 - 4.2 mm; plain; snap-on type	www.wago.com/2009-114/000-002
	Item no.: 2009-114/000-005 WMB-Inline; for smartPRINTER; on reel; stretchable 4 - 4.2 mm; plain; snap-on type	www.wago.com/2009-114/000-005
	Item no.: 2009-114/000-006 WMB-Inline; for smartPRINTER; on reel; stretchable 4 - 4.2 mm; plain; snap-on type	www.wago.com/2009-114/000-006
	Item no.: 2009-114/000-007 WMB-Inline; for smartPRINTER; on reel; stretchable 4 - 4.2 mm; plain; snap-on type	www.wago.com/2009-114/000-007
	Item no.: 2009-114/000-012 WMB-Inline; for smartPRINTER; on reel; stretchable 4 - 4.2 mm; plain; snap-on type	www.wago.com/2009-114/000-012
	Item no.: 2009-114/000-023 WMB-Inline; for smartPRINTER; on reel; stretchable 4 - 4.2 mm; plain; snap-on type	www.wago.com/2009-114/000-023
	Item no.: 2009-114/000-024 WMB-Inline; for smartPRINTER; on reel; stretchable 4 - 4.2 mm; plain; snap-on type	www.wago.com/2009-114/000-024
	Item no.: 793-4501 WMB marking card; as card; stretchable 4 - 4.2 mm; plain; snap-on type	www.wago.com/793-4501
	Item no.: 793-4501/000-002 WMB marking card; as card; stretchable 4 - 4.2 mm; plain; snap-on type	www.wago.com/793-4501/000-002
	Item no.: 793-4501/000-005 WMB marking card; as card; stretchable 4 - 4.2 mm; plain; snap-on type	www.wago.com/793-4501/000-005

**Item no.: 793-4501/000-006**

WMB marking card; as card; stretchable 4 - 4.2 mm; plain; snap-on type

www.wago.com/793-4501/000-006**Item no.: 793-4501/000-007**

WMB marking card; as card; stretchable 4 - 4.2 mm; plain; snap-on type

www.wago.com/793-4501/000-007**Item no.: 793-4501/000-012**

WMB marking card; as card; stretchable 4 - 4.2 mm; plain; snap-on type

www.wago.com/793-4501/000-012**Item no.: 793-4501/000-017**

WMB marking card; as card; stretchable 4 - 4.2 mm; plain; snap-on type

www.wago.com/793-4501/000-017**Item no.: 793-4501/000-023**

WMB marking card; as card; stretchable 4 - 4.2 mm; plain; snap-on type

www.wago.com/793-4501/000-023**Item no.: 793-4501/000-024**

WMB marking card; as card; stretchable 4 - 4.2 mm; plain; snap-on type

www.wago.com/793-4501/000-024**check****Item no.: 2001-511**

Modular TOPJOB®S connector; modular; for jumper contact slot; 1-pole

www.wago.com/2001-511**Item no.: 2001-549**

Spacer module; modular; e.g., for bridging commoned terminal blocks

www.wago.com/2001-549**Item no.: 2001-552**

TOPJOB®S connector strip; for jumper contact slot; 2-pole

www.wago.com/2001-552**Item no.: 2001-553**

TOPJOB®S connector strip; for jumper contact slot; 3-pole

www.wago.com/2001-553**Item no.: 2001-554**

TOPJOB®S connector strip; for jumper contact slot; 4-pole

www.wago.com/2001-554**Item no.: 2001-555**

TOPJOB®S connector strip; for jumper contact slot; 5-pole

www.wago.com/2001-555**Item no.: 2001-556**

TOPJOB®S connector strip; for jumper contact slot; 6-pole

www.wago.com/2001-556**Item no.: 2001-557**

TOPJOB®S connector strip; for jumper contact slot; 7-pole

www.wago.com/2001-557**Item no.: 2001-558**

TOPJOB®S connector strip; for jumper contact slot; 8-pole

www.wago.com/2001-558**Item no.: 2001-559**

TOPJOB®S connector strip; for jumper contact slot; 9-pole

www.wago.com/2001-559**Item no.: 2001-560**

TOPJOB®S connector strip; for jumper contact slot; 10-pole

www.wago.com/2001-560

**Item no.: 2009-174**

Test plug adapter; for 4 mm Ø test plugs; for testing TOPJOB®S rail-mounted terminal blocks

www.wago.com/2009-174**Item no.: 2009-182**Testing tap; for max. 2.5 mm²; tool-free connection for individual test wires 0.08 - 2.5 mmwww.wago.com/2009-182**Insulation stop****Item no.: 2001-171**Insulation stop; 0.25 - 0.5 mm²; 5 pieces/stripwww.wago.com/2001-171**ferrule****Item no.: 216-241**Ferrule; Sleeve for 0.5 mm² / AWG 22; insulated; electro-tin plated; electrolytic copper; gastight crimped; acc. to DIN 46228, Part 4/09.90www.wago.com/216-241**Item no.: 216-242**Ferrule; Sleeve for 0.75 mm² / AWG 20; insulated; electro-tin plated; electrolytic copper; gastight crimped; acc. to DIN 46228, Part 4/09.90www.wago.com/216-242**Item no.: 216-243**Ferrule; Sleeve for 1 mm² / AWG 18; insulated; electro-tin plated; electrolytic copper; gastight crimped; acc. to DIN 46228, Part 4/09.90www.wago.com/216-243**Item no.: 216-244**Ferrule; Sleeve for 1.5 mm² / AWG 16; insulated; electro-tin plated; electrolytic copper; gastight crimped; acc. to DIN 46228, Part 4/09.90www.wago.com/216-244**tools****Item no.: 210-647**

Operating tool with partially insulated shaft; Blade (2.5 x 0.4) mm; short

www.wago.com/210-647**Item no.: 210-648**

Operating tool with partially insulated shaft; Blade (2.5 x 0.4) mm; short; angled

www.wago.com/210-648**Item no.: 210-719**

Operating tool with partially insulated shaft; Type 1, blade (2.5 x 0.4) mm

www.wago.com/210-719**Downloads****Documentation****Bid Text**

2001-1403

Reihenklemmen, TOPJOB S

Aug 13, 2018

DOCX
15.1 kB[Download](#)**smartDATA****CAD data**

3D Download 2001-1403

[URL](#)[Download](#)



Product family

TOPJOB® S

TOPJOB® S: In various industrial applications and modern building installations, WAGO's wide and versatile range of rail-mount terminal blocks provides more than just reliable electrical connections.

[Learn more about the product family.](#)

[Show all products from the family](#)

Subject to changes.

WAGO Kontakttechnik GmbH & Co. KG
Hansastr. 27
32423 Minden
Phone: +49571 887-0 | Fax: +49571 887-169
Email: info.de@wago.com | Web: www.wago.com

Do you have any questions about our products?
We are always happy to take your call at +49 (571) 887-44222.