

Data

Electrical data

Nominal voltage	250 V
Reverse voltage	1000 V

Ratings per IEC/EN 60664-1

Rated current	0.5 A
---------------	-------

Approvals per UL 1059

Rated voltage UL (Use Group B)	600 V
Rated current UL (Use Group B)	15 A
Rated voltage UL (Use Group C)	600 V
Rated current UL (Use Group C)	15 A

Connection data

Connection technology	Push-in CAGE CLAMP®
Actuation type	Push-in Operating tool
Connectable conductor materials	Copper
Nominal cross section	1.5 mm ²

Solid conductor	0.25 ... 2.5 mm ² / 22 ... 14 AWG
Solid conductor, push-in termination	0.75 ... 2.5 mm ² / 18 ... 14 AWG
Fine-stranded conductor	0.25 ... 2.5 mm ² / 22 ... 14 AWG
Fine-stranded conductor with ferrule, push-in termination, from	0.75 mm ² / 18 AWG
Strip length	9 ... 11 mm / 0.35 ... 0.43 Inch
Total number of connection points	4
Total number of potentials	1
Number of levels	1
Type of wiring	Front-entry wiring

Geometrical Data

Width	4.2 mm / 0.165 inch
Height from upper-edge of DIN-35 rail	32.9 mm / 1.295 inch
Depth	69.9 mm / 2.752 inch

Mechanical data

Design	horizontal
Type of mounting	DIN-35 rail
Marking level	Center/side marking

Material Data

Color	gray
Insulating material	Polyamide 66 (PA 66)
Fire load	0.148 MJ
Weight	6.19 g

Commercial data

Country of origin	CN
GTIN	4045454537609
Customs Tariff No.	85369010000
Product Group	22 (TOPJOB S)

Compatible products

General accessories



Item no.: 2002-880/1000-411

Diode module; with diode 1N4007 As a free-wheeling diode; 10.4 mm wide; Operating temperature 85°C max.

www.wago.com/2002-880/1000-411



Item no.: 2002-880/1000-541

LED module; with red LED; 10.4 mm wide; 12 - 30 V; Operating temperature 85°C max.

www.wago.com/2002-880/1000-541



Item no.: 2002-880/1000-542
LED module

www.wago.com/2002-880/1000-542



Item no.: 2002-880/1000-836
LED module; with red LED; 10.4 mm wide; 230 V; Operating temperature 85°C max.

www.wago.com/2002-880/1000-836

Jumper



Item no.: 2001-402
Push-in type jumper bar; insulated; 2-way; Nominal current 18 A

www.wago.com/2001-402



Item no.: 2001-403
Push-in type jumper bar; insulated; 3-way; Nominal current 18 A

www.wago.com/2001-403



Item no.: 2001-404
Push-in type jumper bar; insulated; 4-way; Nominal current 18 A

www.wago.com/2001-404



Item no.: 2001-405
Push-in type jumper bar; insulated; 5-way; Nominal current 18 A

www.wago.com/2001-405



Item no.: 2001-405/011-000
Star point jumper; insulated; 3-way (1-3-5); IN = IN terminal block

www.wago.com/2001-405/011-000



Item no.: 2001-406
Push-in type jumper bar; insulated; 6-way; Nominal current 18 A

www.wago.com/2001-406



Item no.: 2001-406/020-000
Delta jumper; insulated; 1-2 3-4 5-6; IN = IN terminal block

www.wago.com/2001-406/020-000



Item no.: 2001-407
Push-in type jumper bar; insulated; 7-way; Nominal current 18 A

www.wago.com/2001-407



Item no.: 2001-408
Push-in type jumper bar; insulated; 8-way; Nominal current 18 A

www.wago.com/2001-408



Item no.: 2001-409
Push-in type jumper bar; insulated; 9-way; Nominal current 18 A

www.wago.com/2001-409



Item no.: 2001-410
Push-in type jumper bar; insulated; 10-way; Nominal current 18 A

www.wago.com/2001-410



Item no.: 2001-433
Push-in type jumper bar; insulated; from 1 to 3; Nominal current 18 A

www.wago.com/2001-433



Item no.: 2001-434
Push-in type jumper bar; insulated; from 1 to 4; Nominal current 18 A

www.wago.com/2001-434



Item no.: 2001-435
Push-in type jumper bar; insulated; from 1 to 5; Nominal current 18 A

www.wago.com/2001-435











Item no.: 2001-436
Push-in type jumper bar; insulated; from 1 to 6; Nominal current 18 A

www.wago.com/2001-436





















Item no.: 2001-437
Push-in type jumper bar; insulated; from 1 to 7; Nominal current 18 A

www.wago.com/2001-437

	Item no.: 2001-438 Push-in type jumper bar; insulated; from 1 to 8; Nominal current 18 A	www.wago.com/2001-438
	Item no.: 2001-439 Push-in type jumper bar; insulated; from 1 to 9; Nominal current 18 A	www.wago.com/2001-439
	Item no.: 2001-440 Push-in type jumper bar; insulated; from 1 to 10; Nominal current 18 A	www.wago.com/2001-440
	Item no.: 2009-412 Push-in type wire jumper; insulated; wire length 60 mm; Conductor cross section 1.5 mm ² ; suitable for 2001, 2002, 2003 and 2022 Series rail-mounted terminal blocks	www.wago.com/2009-412
	Item no.: 2009-414 Push-in type wire jumper; insulated; wire length 110 mm; Conductor cross section 1.5 mm ² ; suitable for 2001, 2002, 2003 and 2022 Series rail-mounted terminal blocks	www.wago.com/2009-414
	Item no.: 2009-416 Push-in type wire jumper; insulated; wire length 250 mm; Conductor cross section 1.5 mm ² ; suitable for 2001, 2002, 2003 and 2022 Series rail-mounted terminal blocks	www.wago.com/2009-416
	Item no.: 210-103 Wire commoning chain; insulated; 50 connections	www.wago.com/210-103
	Item no.: 210-123 Wire commoning chain; insulated; 50 connections	www.wago.com/210-123

Marking accessories




	Item no.: 2009-110 Marking strips; on reel; not stretchable; plain; snap-on type	www.wago.com/2009-110
	Item no.: 2009-114 WMB-Inline; for smartPRINTER; on reel; stretchable 4 - 4.2 mm; plain; snap-on type	www.wago.com/2009-114
	Item no.: 2009-114/000-002 WMB-Inline; for smartPRINTER; on reel; stretchable 4 - 4.2 mm; plain; snap-on type	www.wago.com/2009-114/000-002
	Item no.: 2009-114/000-005 WMB-Inline; for smartPRINTER; on reel; stretchable 4 - 4.2 mm; plain; snap-on type	www.wago.com/2009-114/000-005
	Item no.: 2009-114/000-006 WMB-Inline; for smartPRINTER; on reel; stretchable 4 - 4.2 mm; plain; snap-on type	www.wago.com/2009-114/000-006
	Item no.: 2009-114/000-007 WMB-Inline; for smartPRINTER; on reel; stretchable 4 - 4.2 mm; plain; snap-on type	www.wago.com/2009-114/000-007
	Item no.: 2009-114/000-012 WMB-Inline; for smartPRINTER; on reel; stretchable 4 - 4.2 mm; plain; snap-on type	www.wago.com/2009-114/000-012
	Item no.: 2009-114/000-023 WMB-Inline; for smartPRINTER; on reel; stretchable 4 - 4.2 mm; plain; snap-on type	www.wago.com/2009-114/000-023

	<p>Item no.: 2009-114/000-024 WMB-Inline; for smartPRINTER; on reel; stretchable 4 - 4.2 mm; plain; snap-on type</p>	www.wago.com/2009-114/000-024
	<p>Item no.: 793-4501 WMB marking card; as card; stretchable 4 - 4.2 mm; plain; snap-on type</p>	www.wago.com/793-4501
	<p>Item no.: 793-4501/000-002 WMB marking card; as card; stretchable 4 - 4.2 mm; plain; snap-on type</p>	www.wago.com/793-4501/000-002
	<p>Item no.: 793-4501/000-005 WMB marking card; as card; stretchable 4 - 4.2 mm; plain; snap-on type</p>	www.wago.com/793-4501/000-005
	<p>Item no.: 793-4501/000-006 WMB marking card; as card; stretchable 4 - 4.2 mm; plain; snap-on type</p>	www.wago.com/793-4501/000-006
	<p>Item no.: 793-4501/000-007 WMB marking card; as card; stretchable 4 - 4.2 mm; plain; snap-on type</p>	www.wago.com/793-4501/000-007
	<p>Item no.: 793-4501/000-012 WMB marking card; as card; stretchable 4 - 4.2 mm; plain; snap-on type</p>	www.wago.com/793-4501/000-012
	<p>Item no.: 793-4501/000-017 WMB marking card; as card; stretchable 4 - 4.2 mm; plain; snap-on type</p>	www.wago.com/793-4501/000-017
	<p>Item no.: 793-4501/000-023 WMB marking card; as card; stretchable 4 - 4.2 mm; plain; snap-on type</p>	www.wago.com/793-4501/000-023
	<p>Item no.: 793-4501/000-024 WMB marking card; as card; stretchable 4 - 4.2 mm; plain; snap-on type</p>	www.wago.com/793-4501/000-024

Insulation stop


















	<p>Item no.: 2001-171 Insulation stop; 0.25 - 0.5 mm²; 5 pieces/strip</p>	www.wago.com/2001-171
--	--	--















tools

	<p>Item no.: 210-647 Operating tool with partially insulated shaft; Blade (2.5 x 0.4) mm; short</p>	www.wago.com/210-647
	<p>Item no.: 210-648 Operating tool with partially insulated shaft; Blade (2.5 x 0.4) mm; short; angled</p>	www.wago.com/210-648
	<p>Item no.: 210-719 Operating tool with partially insulated shaft; Type 1, blade (2.5 x 0.4) mm</p>	www.wago.com/210-719

Carrier rail

<p>Item no.: 210-112</p>

	Steel carrier rail; 35 x 7.5 mm; 1 mm thick; 2 m long; slotted; according to EN 60715; "Hole width 25 mm	www.wago.com/210-112
	Item no.: 210-113 Steel carrier rail; 35 x 7.5 mm; 1 mm thick; 2 m long; unslotted; according to EN 60715	www.wago.com/210-113
	Item no.: 210-114 Steel carrier rail; 35 x 15 mm; 1.5 mm thick; 2 m long; unslotted; similar to EN 60715	www.wago.com/210-114
	Item no.: 210-115 Steel carrier rail; 35 x 7.5 mm; 1 mm thick; 2 m long; slotted; according to EN 60715; "Hole width 18 mm	www.wago.com/210-115
	Item no.: 210-118 Steel carrier rail; 35 x 15 mm; 2.3 mm thick; 2 m long; unslotted; according to EN 60715	www.wago.com/210-118
	Item no.: 210-196 Aluminum carrier rail; 35 x 8.2 mm; 1.6 mm thick; 2 m long; unslotted; similar to EN 60715	www.wago.com/210-196
	Item no.: 210-197 Steel carrier rail; 35 x 15 mm; 1.5 mm thick; 2 m long; slotted; similar to EN 60715	www.wago.com/210-197
	Item no.: 210-198 Copper carrier rail; 35 x 15 mm; 2.3 mm thick; 2 m long; unslotted; according to EN 60715	www.wago.com/210-198
ferrule		
	Item no.: 216-241 Ferrule; Sleeve for 0.5 mm ² / AWG 22; insulated; electro-tin plated; electrolytic copper; gastight crimped; acc. to DIN 46228, Part 4/09.90	www.wago.com/216-241
	Item no.: 216-242 Ferrule; Sleeve for 0.75 mm ² / AWG 20; insulated; electro-tin plated; electrolytic copper; gastight crimped; acc. to DIN 46228, Part 4/09.90	www.wago.com/216-242
	Item no.: 216-243 Ferrule; Sleeve for 1 mm ² / AWG 18; insulated; electro-tin plated; electrolytic copper; gastight crimped; acc. to DIN 46228, Part 4/09.90	www.wago.com/216-243
	Item no.: 216-244 Ferrule; Sleeve for 1.5 mm ² / AWG 16; insulated; electro-tin plated; electrolytic copper; gastight crimped; acc. to DIN 46228, Part 4/09.90	www.wago.com/216-244
Protective Warning Marker		
	Item no.: 2001-115 Protective warning marker; with high-voltage symbol, black; for 5 terminal blocks	www.wago.com/2001-115
check		
	Item no.: 2001-511 Modular TOPJOB®S connector; modular; for jumper contact slot; 1-pole	www.wago.com/2001-511
	Item no.: 2001-549 Spacer module; modular; e.g., for bridging commoned terminal blocks	www.wago.com/2001-549
	Item no.: 2001-552 TOPJOB®S connector strip; for jumper contact slot; 2-pole	www.wago.com/2001-552
	Item no.: 2001-553 TOPJOB®S connector strip; for jumper contact slot; 3-pole	www.wago.com/2001-553

	Item no.: 2001-554 TOPJOB®S connector strip; for jumper contact slot; 4-pole	www.wago.com/2001-554
	Item no.: 2001-555 TOPJOB®S connector strip; for jumper contact slot; 5-pole	www.wago.com/2001-555
	Item no.: 2001-556 TOPJOB®S connector strip; for jumper contact slot; 6-pole	www.wago.com/2001-556
	Item no.: 2001-557 TOPJOB®S connector strip; for jumper contact slot; 7-pole	www.wago.com/2001-557
	Item no.: 2001-558 TOPJOB®S connector strip; for jumper contact slot; 8-pole	www.wago.com/2001-558
	Item no.: 2001-559 TOPJOB®S connector strip; for jumper contact slot; 9-pole	www.wago.com/2001-559
	Item no.: 2001-560 TOPJOB®S connector strip; for jumper contact slot; 10-pole	www.wago.com/2001-560
	Item no.: 2009-174 Test plug adapter; for 4 mm Ø test plugs; for testing TOPJOB®S rail-mounted terminal blocks	www.wago.com/2009-174
	Item no.: 2009-182 Testing tap; for max. 2.5 mm ² ; tool-free connection for individual test wires 0.08 - 2.5 mm	www.wago.com/2009-182
plug		
	Item no.: 2002-880 Empty component plug housing; 10.4 mm wide; 2-pole; Type 4	www.wago.com/2002-880
End plate		
	Item no.: 2002-1491 End and intermediate plate; 0.8 mm thick	www.wago.com/2002-1491
	Item no.: 2002-1492 End and intermediate plate; 0.8 mm thick	www.wago.com/2002-1492
	Item no.: 2002-1493 Separator plate; 2 mm thick; oversized	www.wago.com/2002-1493
	Item no.: 2002-1494 Separator plate; 2 mm thick; oversized	www.wago.com/2002-1494

Downloads

Documentation

Bid Text

2001-1411/1000-410

Aug 13, 2018

DOCX
15.3 kB

Download



smartDATA

CAD data

3D Download 2001-1411/1000-410

URL

Download

Product family

TOPJOB® S

TOPJOB® S: In various industrial applications and modern building installations, WAGO's wide and versatile range of rail-mount terminal blocks provides more than just reliable electrical connections.

[Learn more about the product family.](#)

[Show all products from the family](#)

Subject to changes.

WAGO Kontakttechnik GmbH & Co. KG

Hansastr. 27

32423 Minden

Phone: +49571 887-0 | Fax: +49571 887-169

Email: info.de@wago.com | Web: www.wago.com

Do you have any questions about our products?

We are always happy to take your call at +49 (571) 887-44222.