

RoHS   
Compliant

[BOMcheck.net](https://www.bomcheck.net)

## Item description

According to EN 61984, pluggable connectors without current interrupting capacity shall not be mated and unmated when live or under load.

## Data

### Electrical data

#### Ratings per IEC/EN 60664-1

Rated voltage (III / 3)	500 V
Rated impulse voltage (III / 3)	6 kV
Rated current	13.5 A
Legend (ratings)	(III / 3) ≙ Overvoltage category III / Pollution degree 3



## Approvals per UL 1059

Rated voltage UL (Use Group B)	300 V
Rated current UL (Use Group B)	15 A
Rated voltage UL (Use Group C)	300 V
Rated current UL (Use Group C)	15 A
Rated voltage UL (Use Group D)	300 V
Rated current UL (Use Group D)	15 A

## Connection data

Connection technology	Push-in CAGE CLAMP®
Actuation type	Operating tool Push-in
Connectable conductor materials	Copper Aluminum
Nominal cross section	1 mm <sup>2</sup>
Solid conductor	0.14 ... 1.5 mm <sup>2</sup> / 24 ... 16 AWG
Solid conductor, push-in termination	0.5 ... 1.5 mm <sup>2</sup> / 20 ... 16 AWG
Fine-stranded conductor	0.14 ... 1.5 mm <sup>2</sup> / 24 ... 16 AWG
Fine-stranded conductor with ferrule, push-in termination, from	0.5 mm <sup>2</sup> / 20 AWG
Strip length	9 ... 11 mm / 0.35 ... 0.43 Inch
No. of poles	15
Total number of connection points	30
Total number of potentials	15
Type of wiring	Front-entry wiring

## Geometrical Data

Width	53.2 mm / 2.094 inch
Height	40.5 mm / 1.594 inch
Depth	25 mm / 0.984 inch

## Mechanical data

Marking level	Side marking
---------------	--------------

## Plug connection

Contact type (pluggable connector)	Female connector/socket
Connector connection type	for conductors

## Material Data

Color	gray, blue, green-yellow
Insulating material	Polyamide 66 (PA 66)
Fire load	0.676 MJ
Weight	40.76 g

## Commercial data

Country of origin	DE
GTIN	4050821222033
Customs Tariff No.	85366990990
Product Group	18 (X-COM-System)

## Approvals / Certificates

### Country specific Approvals


Logo	Approval	Certificate name
	CSA DEKRA Certification B.V.	2516073

### UL-Approvals




Logo	Approval	Certificate name
	UL Underwriters Laboratories Inc.	E45172

## Compatible products

### Protective Warning Marker

	Item no.: 2000-115 Protective warning marker; with high-voltage symbol, black; for 5 terminal blocks	<a href="http://www.wago.com/2000-115">www.wago.com/2000-115</a>
--	---	--

### ferrule

	Item no.: 216-241 Ferrule; Sleeve for 0.5 mm <sup>2</sup> / AWG 22; insulated; electro-tin plated; electrolytic copper; gastight crimped; acc. to DIN 46228, Part 4/09.90	<a href="http://www.wago.com/216-241">www.wago.com/216-241</a>
	Item no.: 216-242 Ferrule; Sleeve for 0.75 mm <sup>2</sup> / AWG 20; insulated; electro-tin plated; electrolytic copper; gastight crimped; acc. to DIN 46228, Part 4/09.90	<a href="http://www.wago.com/216-242">www.wago.com/216-242</a>
	Item no.: 216-243 Ferrule; Sleeve for 1 mm <sup>2</sup> / AWG 18; insulated; electro-tin plated; electrolytic copper; gastight crimped; acc. to DIN 46228, Part 4/09.90	<a href="http://www.wago.com/216-243">www.wago.com/216-243</a>

### Strain relief plate



**Item no.:** 734-430  
Strain relief plate

[www.wago.com/734-430](http://www.wago.com/734-430)

### tools



**Item no.:** 210-647  
Operating tool with partially insulated shaft; Blade (2.5 x 0.4) mm; short

[www.wago.com/210-647](http://www.wago.com/210-647)



**Item no.:** 210-648  
Operating tool with partially insulated shaft; Blade (2.5 x 0.4) mm; short; angled

[www.wago.com/210-648](http://www.wago.com/210-648)



**Item no.:** 210-719  
Operating tool with partially insulated shaft; Type 1, blade (2.5 x 0.4) mm

[www.wago.com/210-719](http://www.wago.com/210-719)

### Marking accessories



**Item no.:** 2009-113  
WMB-Inline; for smartPRINTER; on reel; plain; snap-on type

[www.wago.com/2009-113](http://www.wago.com/2009-113)



**Item no.:** 2009-113/000-002  
WMB-Inline; for smartPRINTER; on reel; plain; snap-on type

[www.wago.com/2009-113/000-002](http://www.wago.com/2009-113/000-002)



**Item no.:** 2009-113/000-005  
WMB-Inline; for smartPRINTER; on reel; plain; snap-on type

[www.wago.com/2009-113/000-005](http://www.wago.com/2009-113/000-005)



**Item no.:** 2009-113/000-006  
WMB-Inline; for smartPRINTER; on reel; plain; snap-on type

[www.wago.com/2009-113/000-006](http://www.wago.com/2009-113/000-006)



**Item no.:** 2009-113/000-007  
WMB-Inline; for smartPRINTER; on reel; plain; snap-on type

[www.wago.com/2009-113/000-007](http://www.wago.com/2009-113/000-007)



**Item no.:** 2009-113/000-012  
WMB-Inline; for smartPRINTER; on reel; plain; snap-on type

[www.wago.com/2009-113/000-012](http://www.wago.com/2009-113/000-012)



**Item no.:** 2009-113/000-017  
WMB-Inline; for smartPRINTER; on reel; plain; snap-on type

[www.wago.com/2009-113/000-017](http://www.wago.com/2009-113/000-017)



**Item no.:** 2009-113/000-023  
WMB-Inline; for smartPRINTER; on reel; plain; snap-on type

[www.wago.com/2009-113/000-023](http://www.wago.com/2009-113/000-023)



**Item no.:** 2009-113/000-024  
WMB-Inline; for smartPRINTER; on reel; plain; snap-on type

[www.wago.com/2009-113/000-024](http://www.wago.com/2009-113/000-024)



**Item no.:** 793-3501  
WMB marking card; as card; plain; snap-on type

[www.wago.com/793-3501](http://www.wago.com/793-3501)

### Locking lever



Item no.: 2022-151

Locking lever; can be snapped on 1-conductor female plugs; 2 poles and more

[www.wago.com/2022-151](http://www.wago.com/2022-151)



Item no.: 2022-152

Locking lever; can be snapped on 1-conductor female plugs; 2 poles and more

[www.wago.com/2022-152](http://www.wago.com/2022-152)

## Downloads

### Documentation

#### Bid Text

2020-215/000-038	Aug 14, 2018	DOCX 15.7 kB	Download
------------------	--------------	-----------------	----------

## smartDATA

### CAD data

3D Download 2020-215/000-038	URL	Download
------------------------------	-----	----------

## Product family

**X-COM S-Mini**

[Show all products from the family](#)

Subject to changes.