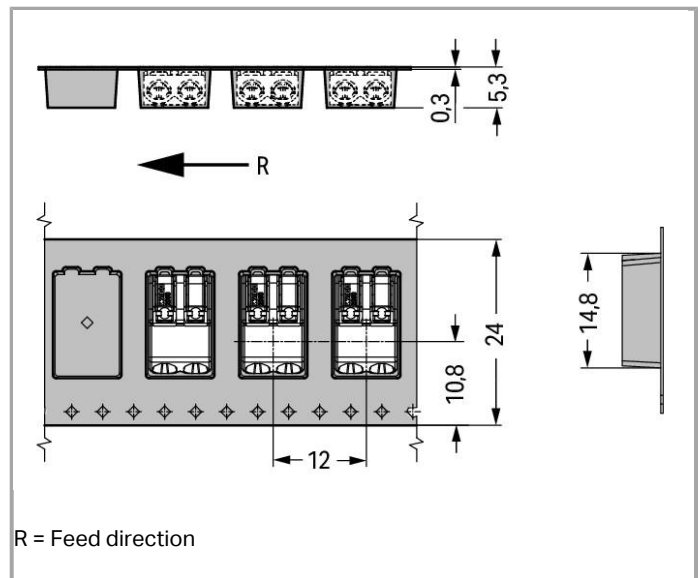
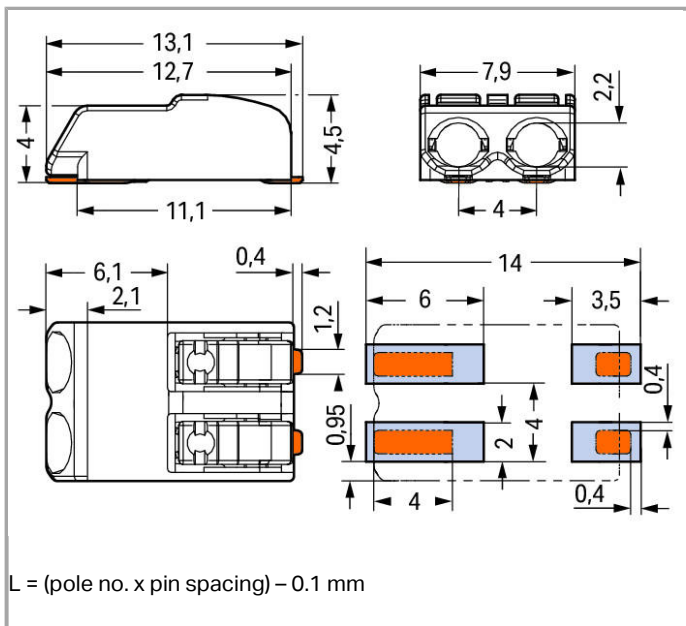
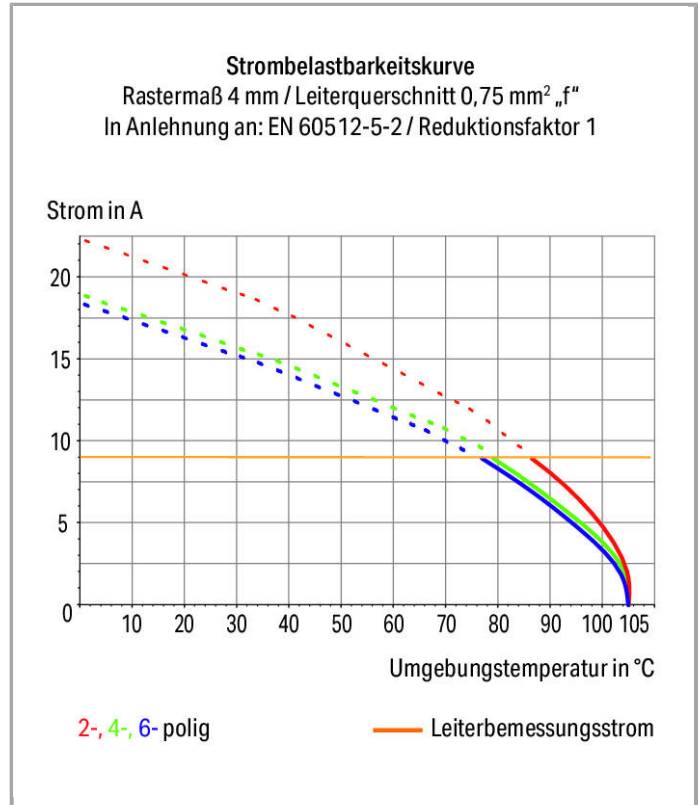



Data sheet | Item number: 2060-452/998-404

SMD PCB terminal block; Push-button; 0.75 mm<sup>2</sup>; Pin spacing 4 mm; 2-pole;  
 Push-in CAGE CLAMP®; in tape-and-reel packaging



[www.wago.com/2060-452/998-404](http://www.wago.com/2060-452/998-404)





### Item description

- SMD PCB terminal blocks with Push-in CAGE CLAMP® connection technology and push-buttons
- Push-in termination of solid and ferruled conductors
- Convenient termination/removal of fine-stranded conductors via push-buttons
- Just 4.5 mm tall
- Available in tape-and-reel packaging for automated assembly

### Note:

#### Application note:

Suitable for lead-free, reflow-soldering profiles per DIN EN 61760-1 and IEC 60068-2-58 up to max. 260 °C peak temperature. Due to customer-specific variables (e.g., component configuration and orientation, type of soldering machine, solder paste), trial runs are recommended to ensure product and process compatibility under actual manufacturing conditions.

### Recommendation:

Recommendation for SMD stencil:

Material thickness, 150 µm. Pattern layout identical to solder pad layout.

### Data

#### Electrical data

#### Ratings per IEC/EN 60664-1

Rated voltage (III / 3)	63 V
Rated impulse voltage (III / 3)	2.5 kV
Rated voltage (III / 2)	160 V
Rated impulse voltage (III / 2)	2.5 kV



Rated voltage (II / 2)	320 V
Rated impulse voltage (II / 2)	2.5 kV
Rated current	9 A
Legend (ratings)	(III / 2) $\triangleq$ Overvoltage category III / Pollution degree 2

### Connection data

Connection technology	Push-in CAGE CLAMP®
Actuation type	Push-button
Solid conductor	0.2 ... 0.75 mm <sup>2</sup> / 24 ... 18 AWG
Fine-stranded conductor	0.2 ... 0.75 mm <sup>2</sup> / 24 ... 18 AWG
Fine-stranded conductor with ferrule with plastic collar	0.25 ... 0.34 mm <sup>2</sup>
Fine-stranded conductor with ferrule without plastic collar	0.25 ... 0.34 mm <sup>2</sup>
Strip length	7 ... 9 mm / 0.28 ... 0.35 Inch
Conductor entry angle to the PCB	0°
No. of poles	2
Total number of connection points	2
Total number of potentials	2
Number of connection types	1
Number of levels	1

### Geometrical Data

Pin spacing	4 mm (0.157 inch)
Width	7.9 mm / 0.311 inch
Height	4.5 mm / 0.177 inch
Depth	13.1 mm / 0.516 inch
Reel diameter of tape-and-reel packaging	330 mm
Tape width	24 mm

### PCB contact

PCB contact	SMD
-------------	-----

### Material Data

Color	white
Material group	I
Insulating material	Polyphthalamide (PPA GF)
Flammability class per UL94	V0
Contact material	Copper alloy
Contact plating	tin-plated
Weight	0.518 g

## Environmental Requirements






Limit temperature range -60 ... +105 °C

## Commercial data

Country of origin	CH
GTIN	4055143135078
Customs Tariff No.	85369010000
Product Group	33 (Printed Circuit)

## Approvals / Certificates

### Country specific Approvals





Logo	Approval	Certificate name
	CCA DEKRA Certification B.V.	2193943.01
	CCA DEKRA Certification B.V.	NTR NL 7525
	CCA DEKRA Certification B.V.	NTR NL-7419
	CCA DEKRA Certification B.V.	2192329.01
	KEMA/KEUR DEKRA Certification B.V.	2168246.01

### UL-Approvals


Logo	Approval	Certificate name
	cURus Underwriters Laboratories Inc.	E45171

## Compatible products



ferrule

	<b>Item no.: 216-131</b> Ferrule; Sleeve for 0.25 mm <sup>2</sup> / AWG 24; uninsulated; electro-tin plated	<a href="http://www.wago.com/216-131">www.wago.com/216-131</a>
	<b>Item no.: 216-132</b> Ferrule; Sleeve for 0.34 mm <sup>2</sup> / AWG 24; uninsulated; electro-tin plated	<a href="http://www.wago.com/216-132">www.wago.com/216-132</a>
	<b>Item no.: 216-301</b> Ferrule; Sleeve for 0.25 mm <sup>2</sup> / AWG 24; insulated; electro-tin plated	<a href="http://www.wago.com/216-301">www.wago.com/216-301</a>
	<b>Item no.: 216-302</b> Ferrule; Sleeve for 0.34 mm <sup>2</sup> / AWG 24; insulated; electro-tin plated	<a href="http://www.wago.com/216-302">www.wago.com/216-302</a>

#### General accessories

	<b>Item no.: 2060-952/028-000</b> Board-to-Board Link; Pin spacing 4 mm; 2-pole; Length: 28 mm	<a href="http://www.wago.com/2060-952/028-000">www.wago.com/2060-952/028-000</a>
----------------------------------------------------------------------------------	---------------------------------------------------------------------------------------------------	----------------------------------------------------------------------------------

#### tools

	<b>Item no.: 2060-189</b> Operating tool; for 2060 Series SMD PCB Terminal Blocks; of insulating material	<a href="http://www.wago.com/2060-189">www.wago.com/2060-189</a>
	<b>Item no.: 206-860</b> Operating tool; for terminal blocks 2060 series	<a href="http://www.wago.com/206-860">www.wago.com/206-860</a>

#### Downloads

##### smartDATA

##### PCB libraries

DesignSpark Library for WAGO PCB Terminal Blocks Compatible with DesignSpark PCB Version 4.x or higher	2.1 Oct 6, 2014	ZIP 22.5 MB	Download
EAGLE Library for WAGO PCB Terminal Blocks Compatible with EAGLE PCB Design Software Version 6.x or higher	2.1 Nov 17, 2017	ZIP 23.9 MB	Download
TARGET Library for WAGO PCB Terminal Blocks Compatible with TARGET PCB Design Software Version 17.x	1.1.0 Oct 6, 2014	ZIP 27.1 MB	Download

##### CAD data

3D Download 2060-452/998-404	URL	Download
------------------------------	-----	----------

Subject to changes.

WAGO Kontakttechnik GmbH & Co. KG  
Hansastr. 27  
32423 Minden  
Phone: +49571 887-0 | Fax: +49571 887-169  
Email: [info.de@wago.com](mailto:info.de@wago.com) | Web: [www.wago.com](http://www.wago.com)

Do you have any questions about our products?  
We are always happy to take your call at +49 (571) 887-44222.