


## Data sheet | Item number: 2091-1430/200-000

THR male header; 1.0 mm Ø solder pin; angled; Pin spacing 3.5 mm; 10-pole



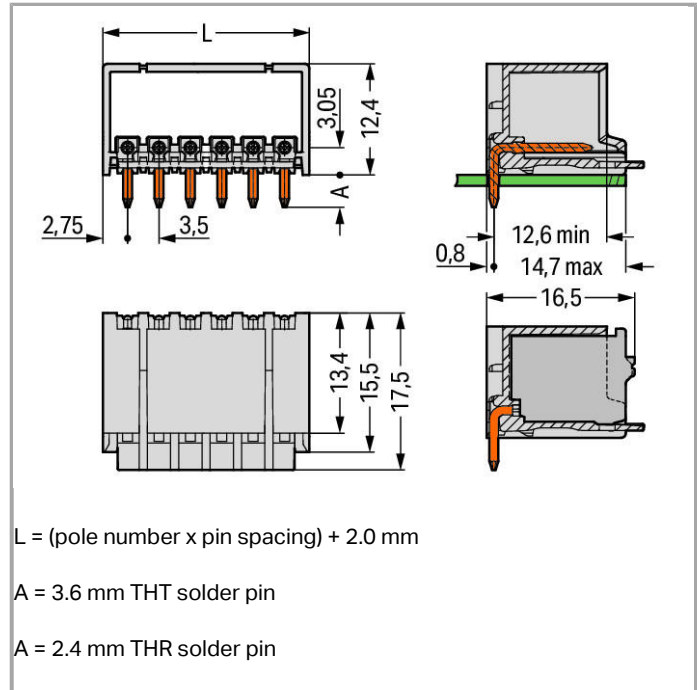
[www.wago.com/2091-1430/200-000](http://www.wago.com/2091-1430/200-000)



RoHS  Compliant

BOMcheck.net

Color:



### Item description

- Assembly of female connectors without loss of poles, allowing different functions to be divided within one male header
- Coding pins inserted into the header interface prevent mismatching, allowing subsequent coding in panel feedthrough applications
- The female connector is fully shrouded by the male header's housing, providing vibration resistance up to 20 g

### Data

#### Electrical data

#### Ratings per IEC/EN 60664-1

Rated voltage (III / 3)	160 V
Rated impulse voltage (III / 3)	2.5 kV
Rated voltage (III / 2)	160 V
Rated impulse voltage (III / 2)	2.5 kV
Rated voltage (II / 2)	320 V
Rated impulse voltage (II / 2)	2.5 kV
Rated current	10 A
Legend (ratings)	(III / 2) ≙ Overvoltage category III / Pollution degree 2



### Connection data

No. of poles	10
Total number of potentials	10
Number of levels	1

### Geometrical Data

Pin spacing	3.5 mm (0.138 inch)
Width	37 mm / 1.457 inch
Height	14.8 mm / 0.583 inch
Height from the surface	12.4 mm / 0.488 inch
Depth	17.5 mm / 0.689 inch
Solder pin length	2.4 mm
Solder pin diameter	1 mm
Plated through-hole diameter (THR)	1.2 <sup>(+ 0.1)</sup> mm

### Plug connection

Contact type (pluggable connector)	Male connector/plug
Connector connection type	for PCBs
Mismating protection	No
Mating direction to the PCB	0°
Locking of plug-in connection	Male locking latch

### PCB contact

PCB contact	THR
-------------	-----

### Material Data

Color	light gray
Material group	I
Insulating material	Polyphthalamide (PPA GF)
Flammability class per UL94	V0
Contact material	Electrolytic copper (Ecu)
Contact plating	tin-plated
Fire load	0.064 MJ
Weight	3.29 g

### Environmental Requirements


Limit temperature range	-60 ... +100 °C
-------------------------	-----------------

## Commercial data



Country of origin	DE
GTIN	4050821396277
Customs Tariff No.	85366990990

## Approvals / Certificates

### Country specific Approvals

Logo	Approval	Certificate name
	<b>CB</b> DEKRA Certification B.V.	NL-49736
	<b>KEMA/KEUR</b> DEKRA Certification B.V.	71-102260

### UL-Approvals

Logo	Approval	Certificate name
	<b>UR</b> Underwriters Laboratories Inc.	E45171
	<b>UR</b> Underwriters Laboratories Inc.	E45172

## Compatible products

### Coding

	Item no.: 2091-1610 Coding key carrier; suitable for 3.5 mm pin spacing	<a href="http://www.wago.com/2091-1610">www.wago.com/2091-1610</a>
--	--	--

## Downloads

### smartDATA

#### PCB libraries

TARGET Library for WAGO picoMAX® Compatible with TARGET PCB Design Software Version 17.x	1.1.0 Oct 6, 2014	ZIP 2.4 MB	Download
DesignSpark Library for WAGO picoMAX® Compatible with DesignSpark PCB Version 4.x or higher	2.1 Oct 6, 2014	ZIP 2.0 MB	Download



EAGLE Library for WAGO picoMAX®

2.1  
Nov 17, 2017

ZIP  
1.9 MB

[Download](#)

---

#### CAD data

3D Download 2091-1430/200-000

URL

[Download](#)

---

#### Product family

##### picoMAX

[Learn more about the product family.](#)

[Show all products from the family](#)

Subject to changes.

---

WAGO Kontakttechnik GmbH & Co. KG

Hansastr. 27

32423 Minden

Phone: +49571 887-0 | Fax: +49571 887-169

Email: [info.de@wago.com](mailto:info.de@wago.com) | Web: [www.wago.com](http://www.wago.com)

Do you have any questions about our products?

We are always happy to take your call at +49 (571) 887-44222.