


Data sheet | Item number: 2092-1324

THT female header; 0.4 x 1.3 mm solder pin; angled; Pin spacing 5 mm; 4-pole



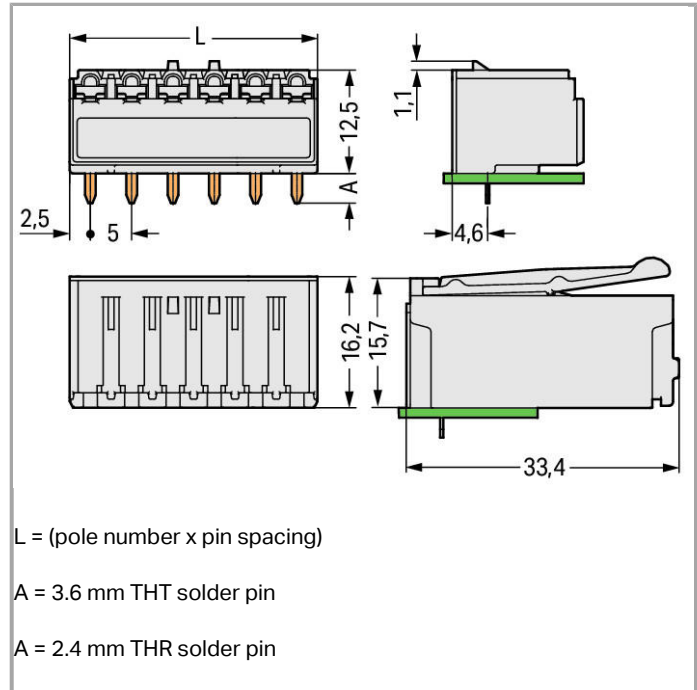
www.wago.com/2092-1324



RoHS Compliant

[BOMcheck.net](https://www.bomcheck.net)

Color:



Item description

- Touch-proof PCB outputs
- Easy-to-identify PCB inputs and outputs
- Coding option available

Data

Electrical data

Ratings per IEC/EN 60664-1

Rated voltage (III / 3)	250 V
Rated impulse voltage (III / 3)	4 kV
Rated voltage (III / 2)	320 V
Rated impulse voltage (III / 2)	4 kV
Rated voltage (II / 2)	630 V
Rated impulse voltage (II / 2)	4 kV
Rated current	16 A



Legend (ratings)

(III / 2) ≙ Overvoltage category III / Pollution degree 2

Connection data

No. of poles	4
Total number of potentials	4
Number of levels	1

Geometrical Data

Pin spacing	5 mm (0.197 inch)
Width	20 mm / 0.787 inch
Height	17.2 mm / 0.677 inch
Height from the surface	13.6 mm / 0.535 inch
Depth	15.4 mm / 0.606 inch
Solder pin length	3.6 mm
Solder pin dimensions	0.4 x 1.3 mm
Plated through-hole diameter (THR)	1.5 (+0.1) mm

Plug connection

Contact type (pluggable connector)	Female connector/socket
Connector connection type	for PCBs
Mismating protection	No
Mating direction to the PCB	0°

PCB contact

PCB contact	THR
-------------	-----

Material Data

Color	light gray
Material group	I
Insulating material	Polyphthalamide (PPA GF)
Flammability class per UL94	V0
Contact material	Copper alloy
Contact plating	tin-plated
Fire load	0.092 MJ
Weight	3.91 g

Environmental Requirements


Limit temperature range	-60 ... +100 °C
-------------------------	-----------------

Commercial data



Country of origin	DE
GTIN	4050821163701
Customs Tariff No.	85366990990
Product Group	26 (picoMAX)

Approvals / Certificates

Country specific Approvals

Logo	Approval	Certificate name
	CB DEKRA Certification B.V.	NL-49737
	KEMA/KEUR DEKRA Certification B.V.	71-102261

UL-Approvals

Logo	Approval	Certificate name
	cURus Underwriters Laboratories Inc.	E45172
	UR Underwriters Laboratories Inc.	E45171

Downloads

smartDATA

CAD data

3D Download 2092-1324	URL	Download
-----------------------	-----	----------

PCB libraries

TARGET Library for WAGO picoMAX [®] Compatible with TARGET PCB Design Software Version 17.x	1.1.0 Oct 6, 2014	ZIP 2.4 MB	Download
EAGLE Library for WAGO picoMAX [®]	2.1 Nov 17, 2017	ZIP 1.9 MB	Download
DesignSpark Library for WAGO picoMAX [®] Compatible with DesignSpark PCB Version 4.x or higher	2.1 Oct 6, 2014	ZIP 2.0 MB	Download



Product family

picoMAX

[Learn more about the product family.](#)

[Show all products from the family](#)

Subject to changes.

WAGO Kontakttechnik GmbH & Co. KG

Hansastr. 27

32423 Minden

Phone: +49571 887-0 | Fax: +49571 887-169

Email: info.de@wago.com | Web: www.wago.com

Do you have any questions about our products?

We are always happy to take your call at +49 (571) 887-44222.