

### Item description

- Assembly of female connectors without loss of poles, allowing different functions to be divided within one male header
- Coding pins inserted into the header interface prevent mismatching, allowing subsequent coding in panel feedthrough applications
- The female connector is fully shrouded by the male header's housing, providing vibration resistance up to 20 g

### Data

#### Electrical data

#### Ratings per IEC/EN 60664-1

Rated voltage (III / 3)	250 V
Rated impulse voltage (III / 3)	4 kV
Rated voltage (III / 2)	320 V
Rated impulse voltage (III / 2)	4 kV
Rated voltage (II / 2)	630 V
Rated impulse voltage (II / 2)	4 kV
Rated current	16 A

Legend (ratings)

(III / 2) ≙ Overvoltage category III / Pollution degree 2

### Connection data

No. of poles	2
Total number of potentials	2
Number of levels	1

### Geometrical Data

Pin spacing	5 mm (0.197 inch)
Width	12.2 mm / 0.48 inch
Height	16.8 mm / 0.661 inch
Height from the surface	14.4 mm / 0.567 inch
Depth	19.5 mm / 0.768 inch
Solder pin length	2.4 mm
Solder pin diameter	1.4 mm
Plated through-hole diameter (THR)	1.6 <sup>(+0.1)</sup> mm

### Plug connection

Contact type (pluggable connector)	Male connector/plug
Connector connection type	for PCBs
Mismating protection	No
Mating direction to the PCB	0°
Locking of plug-in connection	Male locking latch

### PCB contact

PCB contact	THR
-------------	-----

### Material Data

Color	light gray
Material group	I
Insulating material	Polyphthalamide (PPA GF)
Flammability class per UL94	V0
Contact material	Electrolytic copper (Ecu)
Contact plating	tin-plated
Fire load	0.036 MJ
Weight	1.61 g

### Environmental Requirements


Limit temperature range	-60 ... +100 °C
-------------------------	-----------------

## Commercial data



Country of origin	DE
GTIN	4050821395737
Customs Tariff No.	85366990990

## Approvals / Certificates

### Country specific Approvals

Logo	Approval	Certificate name
	<b>CB</b> DEKRA Certification B.V.	NL-49737
	<b>KEMA/KEUR</b> DEKRA Certification B.V.	71-102261

### UL-Approvals

Logo	Approval	Certificate name
	<b>cURus</b> Underwriters Laboratories Inc.	E45172
	<b>UR</b> Underwriters Laboratories Inc.	E45171

## Downloads

### smartDATA

#### PCB libraries

EAGLE Library for WAGO picoMAX <sup>®</sup>	2.1 Nov 17, 2017	ZIP 1.9 MB	Download
DesignSpark Library for WAGO picoMAX <sup>®</sup> Compatible with DesignSpark PCB Version 4.x or higher	2.1 Oct 6, 2014	ZIP 2.0 MB	Download
TARGET Library for WAGO picoMAX <sup>®</sup> Compatible with TARGET PCB Design Software Version 17.x	1.1.0 Oct 6, 2014	ZIP 2.4 MB	Download

### CAD data

3D Download 2092-1422/200-000	URL	Download
-------------------------------	-----	----------



## Product family

### **picoMAX**

[Learn more about the product family.](#)

[Show all products from the family](#)

Subject to changes.

---

WAGO Kontakttechnik GmbH & Co. KG

Hansastr. 27

32423 Minden

Phone: +49571 887-0 | Fax: +49571 887-169

Email: [info.de@wago.com](mailto:info.de@wago.com) | Web: [www.wago.com](http://www.wago.com)

Do you have any questions about our products?

We are always happy to take your call at +49 (571) 887-44222.