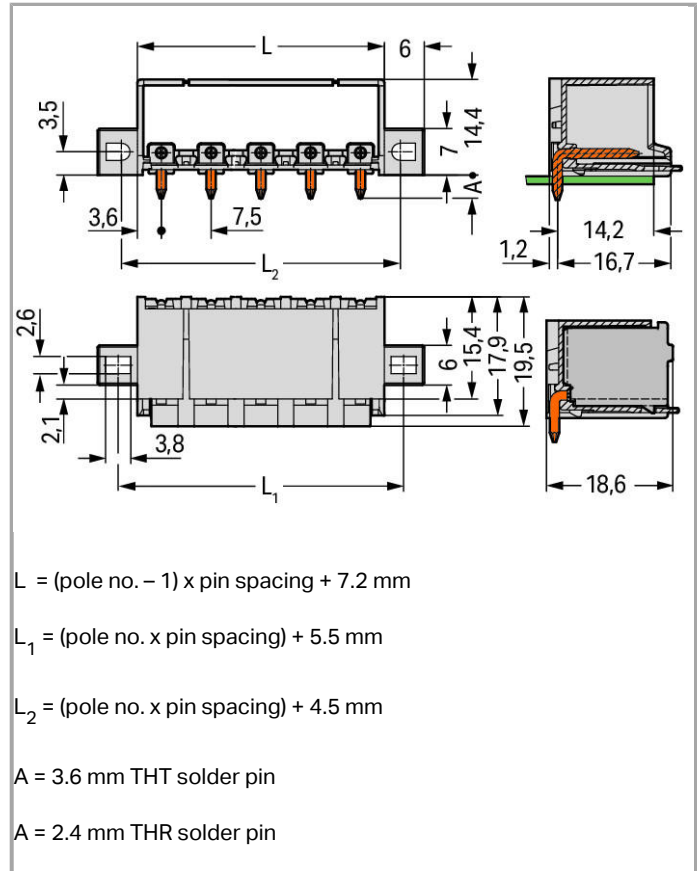



Data sheet | Item number: 2092-3422/005-000

THT male header; 1.4 mm Ø solder pin; angled; clamping collar; Pin spacing 7.5 mm; 2-pole



www.wago.com/2092-3422/005-000



Item description

- Assembly of female connectors without loss of poles, allowing different functions to be divided within one male header
- Coding pins inserted into the header interface prevent mismatching, allowing subsequent coding in panel feedthrough applications
- The female connector is fully shrouded by the male header's housing, providing vibration resistance up to 20 g

Data

Electrical data

Ratings per IEC/EN 60664-1

Rated voltage (III / 3)	400 V
Rated impulse voltage (III / 3)	6 kV
Rated voltage (III / 2)	320 V
Rated impulse voltage (III / 2)	6 kV
Rated voltage (II / 2)	630 V



Rated impulse voltage (II / 2)	6 kV
Rated current	16 A
Legend (ratings)	(III / 2) ≙ Overvoltage category III / Pollution degree 2

Connection data

No. of poles	2
Total number of potentials	2
Number of levels	1

Geometrical Data

Pin spacing	7.5 mm (0.295 inch)
Width	26.7 mm / 1.051 inch
Height	18 mm / 0.709 inch
Height from the surface	14.4 mm / 0.567 inch
Depth	19.5 mm / 0.768 inch
Solder pin length	3.6 mm
Solder pin diameter	1.4 mm
Drilled hole diameter (tolerance)	1.6 ^(+0.1) mm

Mechanical data

Mounting type	Mounting flange
Type of mounting	Feed-through mounting Panel mounting

Plug connection

Contact type (pluggable connector)	Male connector/plug
Connector connection type	for PCBs
Mismating protection	No
Mating direction to the PCB	0°
Locking of plug-in connection	Male locking latch

PCB contact

PCB contact	THT
-------------	-----

Material Data

Color	light gray
Material group	I
Insulating material	Polyphthalamide (PPA GF)
Flammability class per UL94	V0

Contact material	Electrolytic copper (Ecu)
Contact plating	tin-plated
Fire load	0.053 MJ
Weight	2.23 g

Environmental Requirements



Limit temperature range	-60 ... +100 °C
-------------------------	-----------------

Commercial data



Country of origin	DE
GTIN	4050821165934
Customs Tariff No.	85366990990
Product Group	26 (picoMAX)

Approvals / Certificates

Country specific Approvals

Logo	Approval	Certificate name
	CB DEKRA Certification B.V.	NL-49737
	KEMA/KEUR DEKRA Certification B.V.	71-102261
	KEMA/KEUR DEKRA Certification B.V.	71-102261

UL-Approvals

Logo	Approval	Certificate name
	cURus Underwriters Laboratories Inc.	E45172
	UR Underwriters Laboratories Inc.	E45171

Downloads
smartDATA

PCB libraries



EAGLE Library for WAGO picoMAX®	2.1 Nov 17, 2017	ZIP 1.9 MB	Download
TARGET Library for WAGO picoMAX® Compatible with TARGET PCB Design Software Version 17.x	1.1.0 Oct 6, 2014	ZIP 2.4 MB	Download
DesignSpark Library for WAGO picoMAX® Compatible with DesignSpark PCB Version 4.x or higher	2.1 Oct 6, 2014	ZIP 2.0 MB	Download
CAD data			
3D Download 2092-3422/005-000		URL	Download

Product family

picoMAX

[Learn more about the product family.](#)

[Show all products from the family](#)

Subject to changes.