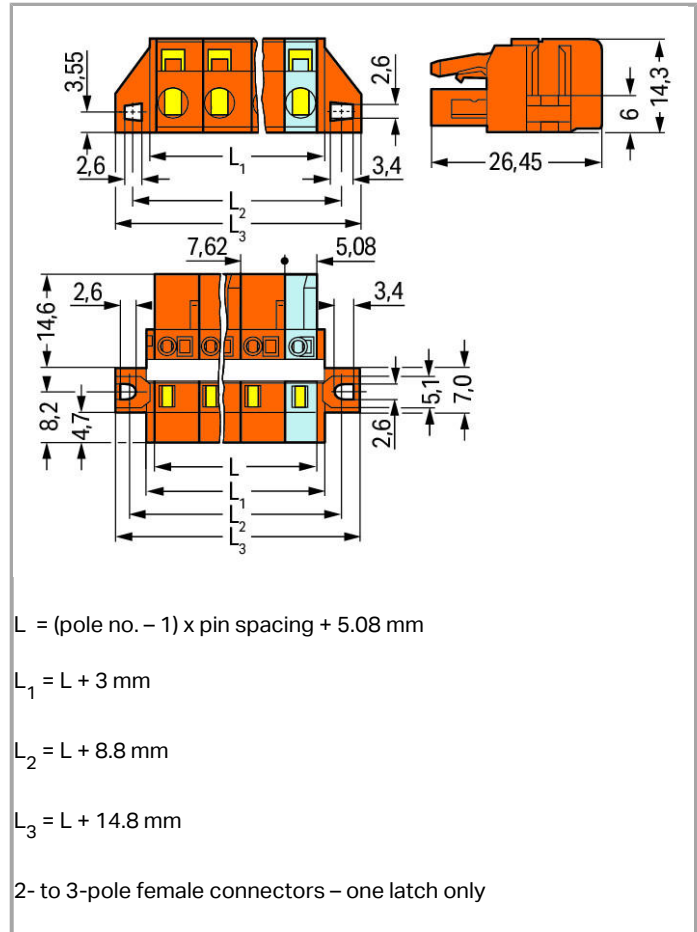


## Data sheet | Item number: 231-706/027-000

1-conductor female plug; clamping collar; 2.5 mm<sup>2</sup>; Pin spacing 7.62 mm; 6-pole



[www.wago.com/231-706/027-000](http://www.wago.com/231-706/027-000)



### Item description

- Universal connection for all conductor types
- Easy cable pre-assembly and on-unit wiring via vertical and horizontal CAGE CLAMP® actuation
- Integrated test ports
- With coding fingers

Other variants can be requested via the WAGO sales department or, if necessary, configured at <https://configurator.wago.com/>: Gold-plated or partially gold-plated contact surfaces

### Data

#### Electrical data

### Ratings per IEC/EN 60664-1

|                                 |   |
|---------------------------------|---|
| Rated voltage (III / 3)         | 500 V   |
| Rated impulse voltage (III / 3) | 6 kV  |
| Rated voltage (III / 2)         | 630 V   |
| Rated impulse voltage (III / 2) | 6 kV  |
| Rated voltage (II / 2)          | 1000 V  |
| Rated impulse voltage (II / 2)  | 6 kV  |
| Rated current                   | 16 A  |
| Legend (ratings)                | (III / 2) $\hat{=}$ Overvoltage category III / Pollution degree 2 |

### Approvals per UL 1059

|                                |       |
|--------------------------------|-------|
| Rated voltage UL (Use Group B) | 300 V |
| Rated current UL (Use Group B) | 15 A  |
| Rated voltage UL (Use Group D) | 300 V |
| Rated current UL (Use Group D) | 10 A  |

### Approvals per CSA

|                                 |       |
|---------------------------------|-------|
| Rated voltage CSA (Use Group B) | 300 V |
| Rated current CSA (Use Group B) | 15 A  |
| Rated voltage CSA (Use Group D) | 300 V |
| Rated current CSA (Use Group D) | 10 A  |

### Connection data

|   |  |
|---|--|
| Connection technology                                       | CAGE CLAMP®                                  |
| Actuation type  | Operating tool                               |
| Solid conductor   | 0.08 ... 2.5 mm <sup>2</sup> / 28 ... 12 AWG |
| Fine-stranded conductor                                     | 0.08 ... 2.5 mm <sup>2</sup> / 28 ... 12 AWG |
| Fine-stranded conductor with ferrule with plastic collar    | 0.25 ... 1.5 mm <sup>2</sup>                 |
| Fine-stranded conductor with ferrule without plastic collar | 0.25 ... 2.5 mm <sup>2</sup>                 |
| Strip length  | 8 ... 9 mm / 0.31 ... 0.35 Inch              |
| No. of poles  | 6  |
| Total number of connection points                           | 6  |
| Total number of potentials                                  | 6  |
| Number of connection types                                  | 1  |
| Number of levels  | 1  |
| Conductor entry direction to mating direction               | 0°   |

## Geometrical Data

|             |                       |
|-------------|-----------------------|
| Pin spacing | 7.62 mm (0.3 inch)    |
| Width       | 57.98 mm / 2.283 inch |
| Height      | 14.3 mm / 0.563 inch  |
| Depth       | 26.45 mm / 1.041 inch |

## Mechanical data

|                        |   |
|------------------------|---|
| Mounting type          | Mounting flange                         |
| Type of mounting       | Feed-through mounting<br>Panel mounting |
| with reinforcing strip | 1                                       |

## Plug connection

|                                    |                         |
|------------------------------------|-------------------------|
| Contact type (pluggable connector) | Female connector/socket |
| Connector connection type          | for conductors          |
| Mismating protection               | No                      |

## Material Data

|                             |                                   |
|-----------------------------|-----------------------------------|
| Color                       | orange                            |
| Material group              | I                                 |
| Insulating material         | Polyamide 66 (PA 66)              |
| Flammability class per UL94 | V0                                |
| Clamping spring material    | Chrome nickel spring steel (CrNi) |
| Contact material            | Copper alloy                      |
| Contact plating             | tin-plated                        |
| Fire load                   | 0.233 MJ                          |
| Weight                      | 13.465 g                          |

## Environmental Requirements

|                         |                |
|-------------------------|----------------|
| Limit temperature range | -60 ... +85 °C |
|-------------------------|----------------|

## Commercial data



|                    |                        |
|--------------------|------------------------|
| Country of origin  | DE                     |
| GTIN               | 4044918376594          |
| Customs Tariff No. | 85366990990            |
| Product Group      | 3 (Multi Conn. System) |

## Approvals / Certificates

### Country specific Approvals




| Logo | Approval                       | Certificate name |
|------|--------------------------------|------------------|
|      | CB<br>DEKRA Certification B.V. | NL-39756         |

### UL-Approvals








| Logo   | Approval                             | Certificate name |
|--|--------------------------------------|------------------|
|  | UR<br>Underwriters Laboratories Inc. | E45172           |
|  | UR<br>Underwriters Laboratories Inc. | E45171           |




















## Compatible products

















### check

|  |   |  |
|--|---|--|
|  | Item no.: 210-136<br>Test plug; 2 mm Ø; with 500 mm cable                                 | <a href="http://www.wago.com/210-136">www.wago.com/210-136</a> |
|  | Item no.: 210-137<br>Test plug; 2.3 mm Ø; with 500 mm cable                               | <a href="http://www.wago.com/210-137">www.wago.com/210-137</a> |
|  | Item no.: 231-662<br>Test plugs for female connectors; for 7.5 mm and 7.62 mm pin spacing | <a href="http://www.wago.com/231-662">www.wago.com/231-662</a> |

### ferrule

|  |   |  |
|--|---|--|
|  | Item no.: 216-101<br>Ferrule; Sleeve for 0.5 mm <sup>2</sup> / AWG 22; uninsulated; electro-tin plated  | <a href="http://www.wago.com/216-101">www.wago.com/216-101</a> |
|  | Item no.: 216-102<br>Ferrule; Sleeve for 0.75 mm <sup>2</sup> / AWG 20; uninsulated; electro-tin plated | <a href="http://www.wago.com/216-102">www.wago.com/216-102</a> |
|  | Item no.: 216-103<br>Ferrule; Sleeve for 1 mm <sup>2</sup> / AWG 18; uninsulated; electro-tin plated    | <a href="http://www.wago.com/216-103">www.wago.com/216-103</a> |
|  | Item no.: 216-104<br>Ferrule; Sleeve for 1.5 mm <sup>2</sup> / AWG 16; uninsulated; electro-tin plated  | <a href="http://www.wago.com/216-104">www.wago.com/216-104</a> |
|  | Item no.: 216-106<br>Ferrule; Sleeve for 2.5 mm <sup>2</sup> / AWG 14; uninsulated; electro-tin plated  | <a href="http://www.wago.com/216-106">www.wago.com/216-106</a> |
|  | Item no.: 216-121<br>Ferrule; Sleeve for 0.5 mm <sup>2</sup> / AWG 22; uninsulated; electro-tin plated  | <a href="http://www.wago.com/216-121">www.wago.com/216-121</a> |
|  | Item no.: 216-122<br>Ferrule; Sleeve for 0.75 mm <sup>2</sup> / AWG 20; uninsulated; electro-tin plated | <a href="http://www.wago.com/216-122">www.wago.com/216-122</a> |

|  |  |  |
|--|--|--|
|    | <b>Item no.: 216-123</b><br>Ferrule; Sleeve for 1 mm <sup>2</sup> / AWG 18; uninsulated; electro-tin plated  | <a href="http://www.wago.com/216-123">www.wago.com/216-123</a> |
|    | <b>Item no.: 216-124</b><br>Ferrule; Sleeve for 1.5 mm <sup>2</sup> / AWG 16; uninsulated; electro-tin plated  | <a href="http://www.wago.com/216-124">www.wago.com/216-124</a> |
|    | <b>Item no.: 216-131</b><br>Ferrule; Sleeve for 0.25 mm <sup>2</sup> / AWG 24; uninsulated; electro-tin plated   | <a href="http://www.wago.com/216-131">www.wago.com/216-131</a> |
|    | <b>Item no.: 216-132</b><br>Ferrule; Sleeve for 0.34 mm <sup>2</sup> / AWG 24; uninsulated; electro-tin plated   | <a href="http://www.wago.com/216-132">www.wago.com/216-132</a> |
|    | <b>Item no.: 216-141</b><br>Ferrule; Sleeve for 0.5 mm <sup>2</sup> / AWG 22; uninsulated; electro-tin plated; electrolytic copper; gastight crimped; acc. to DIN 46228, Part 1/08.92  | <a href="http://www.wago.com/216-141">www.wago.com/216-141</a> |
|    | <b>Item no.: 216-142</b><br>Ferrule; Sleeve for 0.75 mm <sup>2</sup> / AWG 20; uninsulated; electro-tin plated; electrolytic copper; gastight crimped; acc. to DIN 46228, Part 1/08.92 | <a href="http://www.wago.com/216-142">www.wago.com/216-142</a> |
|    | <b>Item no.: 216-143</b><br>Ferrule; Sleeve for 1 mm <sup>2</sup> / AWG 18; uninsulated; electro-tin plated; electrolytic copper; gastight crimped; acc. to DIN 46228, Part 1/08.92    | <a href="http://www.wago.com/216-143">www.wago.com/216-143</a> |
|    | <b>Item no.: 216-144</b><br>Ferrule; Sleeve for 1.5 mm <sup>2</sup> / AWG 16; uninsulated; electro-tin plated; electrolytic copper; gastight crimped; acc. to DIN 46228, Part 1/08.92  | <a href="http://www.wago.com/216-144">www.wago.com/216-144</a> |
|    | <b>Item no.: 216-151</b><br>Ferrule; Sleeve for 0.25 mm <sup>2</sup> / AWG 24; uninsulated; electro-tin plated   | <a href="http://www.wago.com/216-151">www.wago.com/216-151</a> |
|   | <b>Item no.: 216-152</b><br>Ferrule; Sleeve for 0.34 mm <sup>2</sup> / AWG 24; uninsulated; electro-tin plated   | <a href="http://www.wago.com/216-152">www.wago.com/216-152</a> |
|  | <b>Item no.: 216-201</b><br>Ferrule; Sleeve for 0.5 mm <sup>2</sup> / AWG 22; insulated; electro-tin plated  | <a href="http://www.wago.com/216-201">www.wago.com/216-201</a> |
|  | <b>Item no.: 216-202</b><br>Ferrule; Sleeve for 0.75 mm <sup>2</sup> / AWG 20; insulated; electro-tin plated   | <a href="http://www.wago.com/216-202">www.wago.com/216-202</a> |
|  | <b>Item no.: 216-203</b><br>Ferrule; Sleeve for 1 mm <sup>2</sup> / AWG 18; insulated; electro-tin plated  | <a href="http://www.wago.com/216-203">www.wago.com/216-203</a> |
|  | <b>Item no.: 216-204</b><br>Ferrule; Sleeve for 1.5 mm <sup>2</sup> / AWG 16; insulated; electro-tin plated  | <a href="http://www.wago.com/216-204">www.wago.com/216-204</a> |
|  | <b>Item no.: 216-221</b><br>Ferrule; Sleeve for 0.5 mm <sup>2</sup> / AWG 22; insulated; electro-tin plated  | <a href="http://www.wago.com/216-221">www.wago.com/216-221</a> |
|  | <b>Item no.: 216-222</b><br>Ferrule; Sleeve for 0.75 mm <sup>2</sup> / AWG 20; insulated; electro-tin plated   | <a href="http://www.wago.com/216-222">www.wago.com/216-222</a> |
|  | <b>Item no.: 216-223</b><br>Ferrule; Sleeve for 1 mm <sup>2</sup> / AWG 18; insulated; electro-tin plated  | <a href="http://www.wago.com/216-223">www.wago.com/216-223</a> |
|  | <b>Item no.: 216-224</b><br>Ferrule; Sleeve for 1.5 mm <sup>2</sup> / AWG 16; insulated; electro-tin plated  | <a href="http://www.wago.com/216-224">www.wago.com/216-224</a> |
|  | <b>Item no.: 216-241</b><br>Ferrule; Sleeve for 0.5 mm <sup>2</sup> / AWG 22; insulated; electro-tin plated; electrolytic copper; gastight crimped; acc. to DIN 46228, Part 4/09.90    | <a href="http://www.wago.com/216-241">www.wago.com/216-241</a> |

|  |  |  |
|--|--|--|
|     | <b>Item no.: 216-242</b><br>Ferrule; Sleeve for 0.75 mm <sup>2</sup> / AWG 20; insulated; electro-tin plated; electrolytic copper; gastight crimped; acc. to DIN 46228, Part 4/09.90 | <a href="http://www.wago.com/216-242">www.wago.com/216-242</a> |
|     | <b>Item no.: 216-243</b><br>Ferrule; Sleeve for 1 mm <sup>2</sup> / AWG 18; insulated; electro-tin plated; electrolytic copper; gastight crimped; acc. to DIN 46228, Part 4/09.90    | <a href="http://www.wago.com/216-243">www.wago.com/216-243</a> |
|     | <b>Item no.: 216-244</b><br>Ferrule; Sleeve for 1.5 mm <sup>2</sup> / AWG 16; insulated; electro-tin plated; electrolytic copper; gastight crimped; acc. to DIN 46228, Part 4/09.90  | <a href="http://www.wago.com/216-244">www.wago.com/216-244</a> |
|     | <b>Item no.: 216-262</b><br>Ferrule; Sleeve for 0.75 mm <sup>2</sup> / AWG 20; insulated; electro-tin plated; electrolytic copper; gastight crimped; acc. to DIN 46228, Part 4/09.90 | <a href="http://www.wago.com/216-262">www.wago.com/216-262</a> |
|     | <b>Item no.: 216-263</b><br>Ferrule; Sleeve for 1 mm <sup>2</sup> / AWG 18; insulated; electro-tin plated; electrolytic copper; gastight crimped; acc. to DIN 46228, Part 4/09.90    | <a href="http://www.wago.com/216-263">www.wago.com/216-263</a> |
|     | <b>Item no.: 216-264</b><br>Ferrule; Sleeve for 1.5 mm <sup>2</sup> / AWG 16; insulated; electro-tin plated; electrolytic copper; gastight crimped; acc. to DIN 46228, Part 4/09.90  | <a href="http://www.wago.com/216-264">www.wago.com/216-264</a> |
|     | <b>Item no.: 216-284</b><br>Ferrule; Sleeve for 1.5 mm <sup>2</sup> / AWG 16; insulated; electro-tin plated; electrolytic copper; gastight crimped; acc. to DIN 46228, Part 4/09.90  | <a href="http://www.wago.com/216-284">www.wago.com/216-284</a> |
|   | <b>Item no.: 216-301</b><br>Ferrule; Sleeve for 0.25 mm <sup>2</sup> / AWG 24; insulated; electro-tin plated   | <a href="http://www.wago.com/216-301">www.wago.com/216-301</a> |
|   | <b>Item no.: 216-302</b><br>Ferrule; Sleeve for 0.34 mm <sup>2</sup> / AWG 24; insulated; electro-tin plated   | <a href="http://www.wago.com/216-302">www.wago.com/216-302</a> |
|   | <b>Item no.: 216-321</b><br>Ferrule; Sleeve for 0.25 mm <sup>2</sup> / AWG 24; insulated; electro-tin plated   | <a href="http://www.wago.com/216-321">www.wago.com/216-321</a> |
|   | <b>Item no.: 216-322</b><br>Ferrule; Sleeve for 0.34 mm <sup>2</sup> / AWG 24; insulated; electro-tin plated   | <a href="http://www.wago.com/216-322">www.wago.com/216-322</a> |
| <b>Marking accessories</b>   |  |  |
|  | <b>Item no.: 210-833</b><br>Marking strips; on reel; 6 mm wide; plain; Self-adhesive   | <a href="http://www.wago.com/210-833">www.wago.com/210-833</a> |
|  | <b>Item no.: 210-834</b><br>Marking strips; on reel; 5 mm wide; plain; Self-adhesive   | <a href="http://www.wago.com/210-834">www.wago.com/210-834</a> |
| <b>General accessories</b>   |  |  |
|  | <b>Item no.: 231-669</b><br>Lockout caps; for covering unused clamping units   | <a href="http://www.wago.com/231-669">www.wago.com/231-669</a> |
| <b>tools</b>   |  |  |
|  | <b>Item no.: 231-131</b><br>Push-button; for female and male connectors; loose   | <a href="http://www.wago.com/231-131">www.wago.com/231-131</a> |
|  | <b>Item no.: 231-291</b><br>Operating tool; for male and female connectors with CAGE CLAMP®; loose   | <a href="http://www.wago.com/231-291">www.wago.com/231-291</a> |

### Insulation stop



Item no.: 231-673

Insulation stop; 0.08-0.2 mm<sup>2</sup> / 0.2 mm<sup>2</sup> "s"

[www.wago.com/231-673](http://www.wago.com/231-673)



Item no.: 231-674

Insulation stop; 0.25 - 0.5 mm<sup>2</sup>

[www.wago.com/231-674](http://www.wago.com/231-674)



Item no.: 231-675

Insulation stop; 0.75 - 1 mm<sup>2</sup>

[www.wago.com/231-675](http://www.wago.com/231-675)

### Downloads

#### smartDATA

#### CAD data

3D Download 231-706/027-000

URL

Download

Subject to changes.

WAGO Kontakttechnik GmbH & Co. KG

Hansastr. 27

32423 Minden

Phone: +49571 887-0 | Fax: +49571 887-169

Email: [info.de@wago.com](mailto:info.de@wago.com) | Web: [www.wago.com](http://www.wago.com)

Do you have any questions about our products?

We are always happy to take your call at +49 (571) 887-44222.