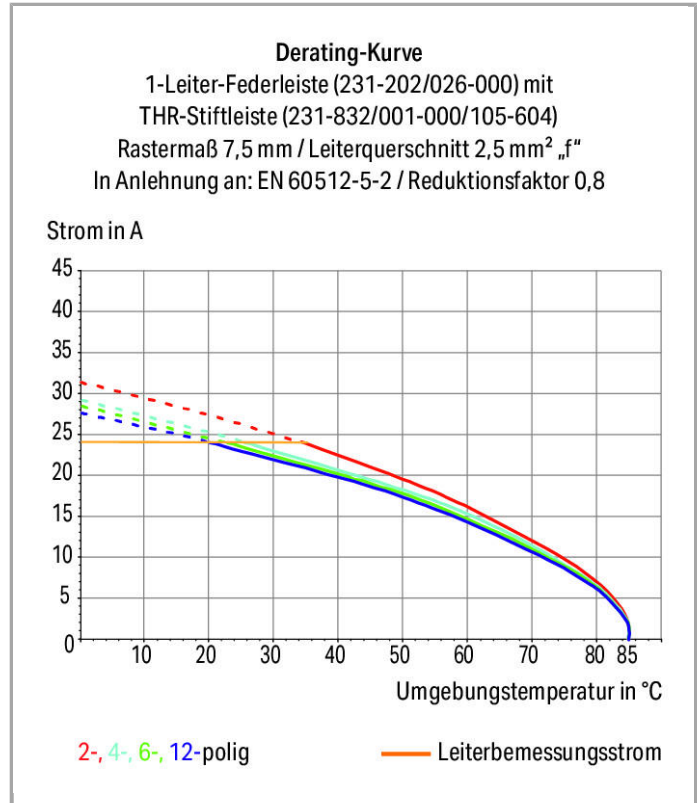


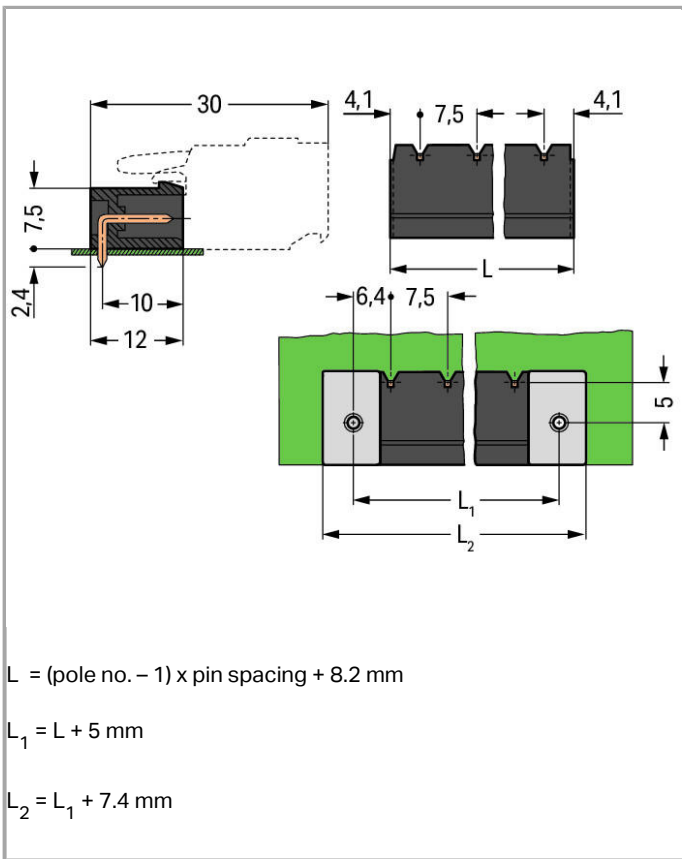
Data sheet | Item number: 231-864/001-000/105-604

THR male header; 1.2 x 1.2 mm solder pin; angled; Pin spacing 7.5 mm; 4-pole



[www.wago.com/231-864/001-000/105-604](http://www.wago.com/231-864/001-000/105-604)





### Item description

- THR male headers for reflow soldering in SMT applications
- Available in tape-and-reel packaging for automated pick-and-place PCB assembly
- 1.2 x 1.2 mm solder pins allow nominal current up to 16 A, enhancing stability of shorter headers
- Also available in bulk packaging for manual placement
- Male headers may be mounted horizontally or vertically
- With coding fingers

Other variants can be requested via the WAGO sales department or, if necessary, configured at <https://configurator.wago.com/>: Gold-plated or partially gold-plated contact surfaces, Other pole numbers

### Data

#### Electrical data

#### Ratings per IEC/EN 60664-1

Rated voltage (III / 3)	500 V
Rated impulse voltage (III / 3)	6 kV
Rated voltage (III / 2)	630 V
Rated impulse voltage (III / 2)	6 kV



Rated voltage (II / 2)	1000 V
Rated impulse voltage (II / 2)	6 kV
Rated current	16 A
Legend (ratings)	(III / 2) $\triangleq$ Overvoltage category III / Pollution degree 2

### Connection data

No. of poles	4
Total number of potentials	4
Number of levels	1

### Geometrical Data

Pin spacing	7.5 mm (0.295 inch)
Width	30.5 mm / 1.201 inch
Height	10.8 mm / 0.425 inch
Height from the surface	8.4 mm / 0.331 inch
Depth	12 mm / 0.472 inch
Solder pin length	2.4 mm
Solder pin dimensions	1.2 x 1.2 mm
Plated through-hole diameter (THR)	1.7 <sup>(+0.1)</sup> mm

### Plug connection

Contact type (pluggable connector)	Male connector/plug
Connector connection type	for PCBs
Mismating protection	No
Mating direction to the PCB	0°

### PCB contact

PCB contact	THR
Solder pin arrangement	over the entire male connector, in line
Number of solder pins per potential	1

### Material Data

Color	black
Material group	I
Insulating material	Polyphthalamide (PPA GF)
Flammability class per UL94	V0
Contact material	Electrolytic copper (Ecu)
Contact plating	tin-plated
Weight	2.112 g

## Environmental Requirements


Limit temperature range -60 ... +100 °C

## Commercial data



Country of origin	DE
GTIN	4045454901301
Customs Tariff No.	85366990990
Product Group	3 (Multi Conn. System)

## Approvals / Certificates

### Country specific Approvals


Logo	Approval	Certificate name
	<b>CB</b> DEKRA Certification B.V.	NL-39756
	<b>KEMA/KEUR</b> DEKRA Certification B.V.	2190761.01

### UL-Approvals

Logo	Approval	Certificate name
	<b>UR</b> Underwriters Laboratories Inc.	E45172
	<b>UR</b> Underwriters Laboratories Inc.	E45171

## Compatible products

### Marking accessories

	<b>Item no.: 210-833</b> Marking strips; on reel; 6 mm wide; plain; Self-adhesive	<a href="http://www.wago.com/210-833">www.wago.com/210-833</a>
	<b>Item no.: 210-834</b> Marking strips; on reel; 5 mm wide; plain; Self-adhesive	<a href="http://www.wago.com/210-834">www.wago.com/210-834</a>

### Coding

	<b>Item no.: 231-130</b> Coding key; snap-on type	<a href="http://www.wago.com/231-130">www.wago.com/231-130</a>
	<b>Item no.: 231-500</b> Spacer; for formation of groups	<a href="http://www.wago.com/231-500">www.wago.com/231-500</a>



## Downloads

### smartDATA

#### PCB libraries

TARGET Library for WAGO Pluggable PCB Connectors (Multi-Connection System) Compatible with TARGET PCB Design Software Version 17.x	1.1.0 Oct 6, 2014	ZIP 7.4 MB	Download
DesignSpark Library for WAGO Pluggable PCB Connectors (MULTI CONNECTION SYSTEM) Compatible with DesignSpark PCB Version 4.x or higher	2.1 Oct 6, 2014	ZIP 6.1 MB	Download
EAGLE Library for WAGO Pluggable PCB Connectors (MULTI CONNECTION SYSTEM) Compatible with EAGLE PCB Design Software Version 6.x or higher	2.1 Nov 17, 2017	ZIP 6.2 MB	Download

#### CAD data

3D Download 231-864/001-000/105-604		URL	Download
-------------------------------------	--	-----	----------

Subject to changes.