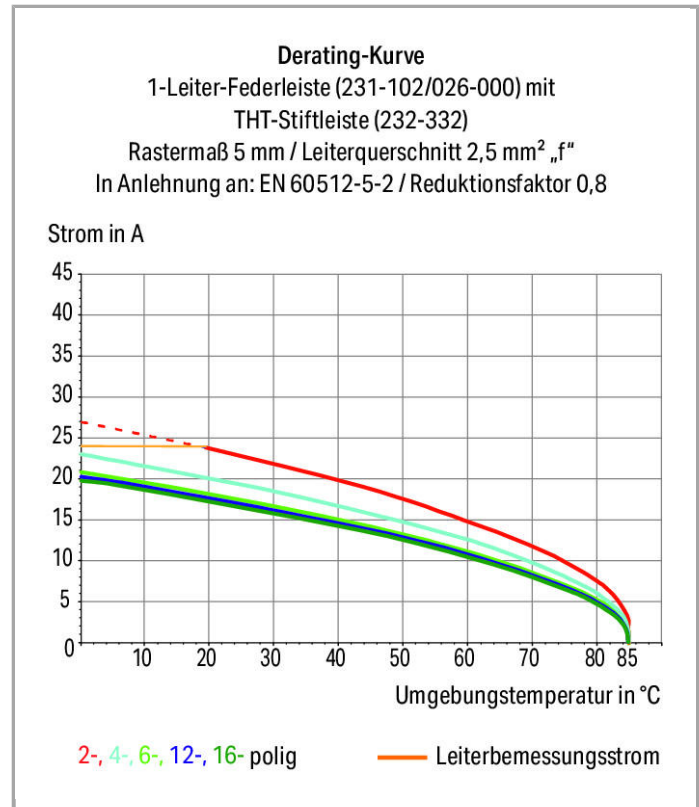



## Data sheet | Item number: 232-340

THT male header for double-deck assembly; 1.0 x 1.0 mm solder pin; angled;  
Pin spacing 5 mm; 10-pole



[www.wago.com/232-340](http://www.wago.com/232-340)



### Item description

- Male headers for double-deck assembly provide high-density wiring for wire-to-board connections
- Horizontal PCB mounting
- Double-deck design allows male or female headers with angled solder pins to be placed on the lower deck
- With coding fingers

Other variants can be requested via the WAGO sales department or, if necessary, configured at <https://configurator.wago.com/>: Gold-plated or partially gold-plated contact surfaces, Other pole numbers

### Data

#### Electrical data



### Ratings per IEC/EN 60664-1

Rated voltage (III / 3)	320 V
Rated impulse voltage (III / 3)	4 kV
Rated voltage (III / 2)	320 V
Rated impulse voltage (III / 2)	4 kV
Rated voltage (II / 2)	630 V
Rated impulse voltage (II / 2)	4 kV
Rated current	12 A
Legend (ratings)	(III / 2) $\hat{=}$ Overvoltage category III / Pollution degree 2

### Approvals per UL 1059

Rated voltage UL (Use Group B)	300 V
Rated current UL (Use Group B)	10 A
Rated voltage UL (Use Group D)	300 V
Rated current UL (Use Group D)	10 A

### Approvals per CSA

Rated voltage CSA (Use Group B)	300 V
Rated current CSA (Use Group B)	10 A
Rated voltage CSA (Use Group D)	300 V
Rated current CSA (Use Group D)	10 A

### Connection data

No. of poles	10
Total number of potentials	10
Number of levels	1

### Geometrical Data

Pin spacing	5 mm (0.197 inch)
Width	53.2 mm / 2.094 inch
Height	31 mm / 1.22 inch
Height from the surface	26 mm / 1.024 inch
Depth	17 mm / 0.669 inch
Solder pin length	5 mm
Solder pin dimensions	1 x 1 mm
Drilled hole diameter (tolerance)	1.4 <sup>(+0.1)</sup> mm

## Plug connection

Contact type (pluggable connector)	Male connector/plug
Connector connection type	for PCBs
Mismating protection	No
Mating direction to the PCB	0°

## PCB contact

PCB contact	THT
Solder pin arrangement	over the entire male connector, in line
Number of solder pins per potential	1

## Material Data

Color	gray
Material group	I
Insulating material	Polyamide 66 (PA 66)
Flammability class per UL94	V0
Contact material	Electrolytic copper (Ecu)
Contact plating	tin-plated
Fire load	0.158 MJ
Weight	8.63 g

## Environmental Requirements


Limit temperature range	-60 ... +100 °C
-------------------------	-----------------

## Commercial data

Country of origin	PL
GTIN	4044918685504
Customs Tariff No.	85366990990
Product Group	3 (Multi Conn. System)

## Approvals / Certificates

### Country specific Approvals

Logo	Approval	Certificate name
	CB DEKRA Certification B.V.	NL-39756
	CSA DEKRA Certification B.V.	1466354



CSA  
DEKRA Certification B.V.



1466354



KEMA/KEUR  
DEKRA Certification B.V.

2190761.01



## Ship Approvals

Logo	Approval	Certificate name
	<p>ABS American Bureau of Shipping</p>	14-HG1241537-PDA
	<p>DNV GL Det Norske Veritas, Germanischer Lloyd</p>	TAE000016Z

## UL-Approvals

Logo	Approval	Certificate name
	<p>UL UL International Germany GmbH</p>	E45172
	<p>UR UL International Germany GmbH</p>	E45171
	<p>UR UL International Germany GmbH</p>	E45171

## Compatible products

Coding		
	<p>Item no.: 231-129 Coding key; snap-on type</p>	<a href="http://www.wago.com/231-129">www.wago.com/231-129</a>
	<p>Item no.: 231-160 Coding pin; for coding lower male headers; push-in type</p>	<a href="http://www.wago.com/231-160">www.wago.com/231-160</a>

## Marking accessories

	<p>Item no.: 210-833 Marking strips; on reel; 6 mm wide; plain; Self-adhesive</p>	<a href="http://www.wago.com/210-833">www.wago.com/210-833</a>
--	---	--



Item no.: 210-834

Marking strips; on reel; 5 mm wide; plain; Self-adhesive

[www.wago.com/210-834](http://www.wago.com/210-834)

## Downloads smartDATA

### CAD data

	URL	Download
--	-----	----------

### PCB libraries

EAGLE Library for WAGO Pluggable PCB Connectors (MULTI CONNECTION SYSTEM) Compatible with EAGLE PCB Design Software Version 6.x or higher	2.1 Nov 17, 2017	ZIP 6.2 MB	Download
DesignSpark Library for WAGO Pluggable PCB Connectors (MULTI CONNECTION SYSTEM) Compatible with DesignSpark PCB Version 4.x or higher	2.1 Oct 6, 2014	ZIP 6.1 MB	Download
TARGET Library for WAGO Pluggable PCB Connectors (Multi-Connection System) Compatible with TARGET PCB Design Software Version 17.x	1.1.0 Oct 6, 2014	ZIP 7.4 MB	Download

Subject to changes.