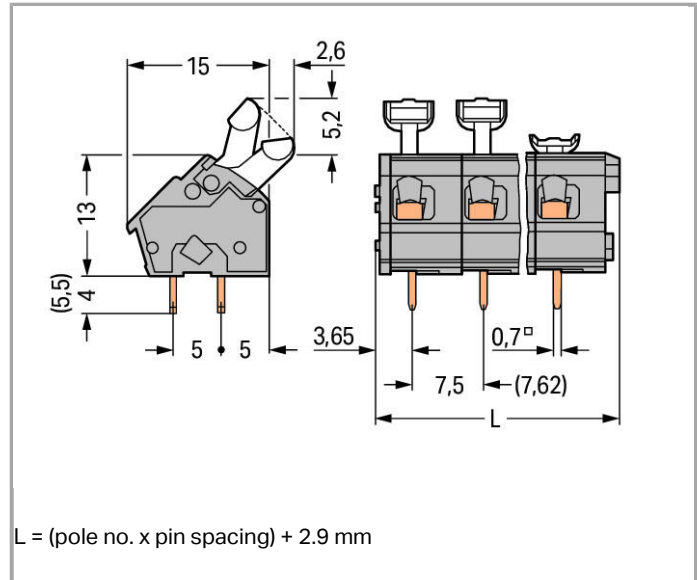



## Data sheet | Item number: 256-508/000-009/999-950

PCB terminal block; Push-button; 2.5 mm<sup>2</sup>; Pin spacing 7.5/7.62 mm; 8-pole;  
suitable for Ex-e applications; CAGE CLAMP®; commoning option



[www.wago.com/256-508/000-009/999-950](http://www.wago.com/256-508/000-009/999-950)



### Item description

- Terminal strips with push-button actuated CAGE CLAMP®
- Set to metric or inch pin spacing by compressing terminal strips together or pulling them apart
- Ideal for in-the-field wiring thanks to simplified push-button actuation
- Convenient, tool-free operation

### Data

#### Electrical data

|                            |       |
|----------------------------|-------|
| Rated voltage EN (Ex e II) | 275 V |
| Rated current (Ex e II)    | 16 A  |

#### Connection data

|   |  |
|---|--|
| Connection technology                                       | CAGE CLAMP®                                  |
| Actuation type  | Push-button                                  |
| Solid conductor   | 0.08 ... 2.5 mm <sup>2</sup> / 28 ... 12 AWG |
| Fine-stranded conductor                                     | 0.08 ... 2.5 mm <sup>2</sup> / 28 ... 12 AWG |
| Fine-stranded conductor with ferrule with plastic collar    | 0.25 ... 1.5 mm <sup>2</sup>                 |
| Fine-stranded conductor with ferrule without plastic collar | 0.25 ... 1.5 mm <sup>2</sup>                 |



|                                   |                                |
|-----------------------------------|--------------------------------|
| Strip length                      | 5 ... 6 mm / 0.2 ... 0.24 Inch |
| Conductor entry angle to the PCB  | 45°                            |
| No. of poles                      | 8                              |
| Total number of connection points | 8                              |
| Total number of potentials        | 8                              |
| Number of connection types        | 1                              |
| Number of levels                  | 1                              |

### Geometrical Data

|                                   |                              |
|-----------------------------------|------------------------------|
| Pin spacing                       | 7.5/7.62 mm / 0.295/0.3 inch |
| Width                             | 62.9 mm / 2.476 inch         |
| Height                            | 22.2 mm / 0.874 inch         |
| Height from the surface           | 18.2 mm / 0.717 inch         |
| Depth                             | 17.6 mm / 0.693 inch         |
| Solder pin length                 | 4 mm                         |
| Solder pin dimensions             | 0.7 x 0.7 mm                 |
| Drilled hole diameter (tolerance) | 1.1 <sup>(+0.1)</sup> mm     |

### PCB contact

|                                     |   |
|-------------------------------------|---|
| PCB contact                         | THT                                     |
| Solder pin arrangement              | over the entire terminal strip, in line |
| Number of solder pins per potential | 2                                       |

### Material Data

|                             |                                   |
|-----------------------------|-----------------------------------|
| Color                       | light gray                        |
| Material group              | I                                 |
| Insulating material         | Polyamide 66 (PA 66)              |
| Flammability class per UL94 | V0                                |
| Clamping spring material    | Chrome nickel spring steel (CrNi) |
| Contact material            | Electrolytic copper (Ecu)         |
| Contact plating             | tin-plated                        |
| Fire load                   | 0.165 MJ                          |
| Weight                      | 9.42 g                            |

### Environmental Requirements

|                         |                 |
|-------------------------|-----------------|
| Limit temperature range | -60 ... +105 °C |
|-------------------------|-----------------|



### Commercial data

|                   |    |
|-------------------|----|
| Country of origin | CH |
|-------------------|----|

|                    |                     |
|--------------------|---------------------|
| GTIN               | 4044918764544       |
| Customs Tariff No. | 85369010000         |
| Product Group      | 4 (Printed Circuit) |



## Approvals / Certificates

### Ex-Approvals



| Logo   | Approval  | Certificate name                                   |
|--|---|--|
|  | <b>AEx</b><br>UL International Germany GmbH c/o Physikalisch Technische Bundesanstalt | E185892 sec.3                                      |
|  | <b>ATEX</b><br>Physikalisch Technische Bundesanstalt (PTB)                            | PTB 06 Atex 1061 U (II 2 G Ex ell bzw. I M2 Ex el) |

## Compatible products



### check

|  |   |  |
|--|---|--|
|   | <b>Item no.: 249-112</b><br>Test plug adapter; suitable for 255, 256, 257 Series PCB terminal blocks; 1-pole; Pin spacing 7.5 mm / 0.295 in | <a href="http://www.wago.com/249-112">www.wago.com/249-112</a> |
|  | <b>Item no.: 249-113</b><br>Test plug adapter; suitable for 255, 256, 257 Series PCB terminal blocks; 1-pole; Pin spacing 7.62 mm / 0.3 in  | <a href="http://www.wago.com/249-113">www.wago.com/249-113</a> |



### tools



















|  |  |  |
|--|--|--|
|  | <b>Item no.: 210-658</b><br>Operating tool with partially insulated shaft; Blade (3.5 x 0.5) mm; short; angled | <a href="http://www.wago.com/210-658">www.wago.com/210-658</a> |
|  | <b>Item no.: 210-720</b><br>Operating tool with partially insulated shaft; Type 2, blade (3.5 x 0.5) mm        | <a href="http://www.wago.com/210-720">www.wago.com/210-720</a> |
















### Marking accessories

|  |   |  |
|--|---|--|
|  | <b>Item no.: 210-332/750-020</b><br>Marking strips; as a DIN A4 sheet; MARKED; 1-20 (80x); Height of marker strip: 3 mm; Strip length 182 mm; Horizontal marking; Self-adhesive | <a href="http://www.wago.com/210-332/750-020">www.wago.com/210-332/750-020</a> |
|  | <b>Item no.: 210-332/762-020</b><br>Marking strips; as a DIN A4 sheet; MARKED; 1-20 (80x); Height of marker strip: 3 mm; Strip length 182 mm; Horizontal marking; Self-adhesive | <a href="http://www.wago.com/210-332/762-020">www.wago.com/210-332/762-020</a> |

### ferrule

|  |  |  |
|--|--|--|
|  | <b>Item no.: 216-101</b><br>Ferrule; Sleeve for 0.5 mm <sup>2</sup> / AWG 22; uninsulated; electro-tin plated  | <a href="http://www.wago.com/216-101">www.wago.com/216-101</a> |
|  | <b>Item no.: 216-102</b><br>Ferrule; Sleeve for 0.75 mm <sup>2</sup> / AWG 20; uninsulated; electro-tin plated | <a href="http://www.wago.com/216-102">www.wago.com/216-102</a> |

|  |  |  |
|--|--|--|
|    | <b>Item no.: 216-103</b><br>Ferrule; Sleeve for 1 mm <sup>2</sup> / AWG 18; uninsulated; electro-tin plated  | <a href="http://www.wago.com/216-103">www.wago.com/216-103</a> |
|    | <b>Item no.: 216-104</b><br>Ferrule; Sleeve for 1.5 mm <sup>2</sup> / AWG 16; uninsulated; electro-tin plated  | <a href="http://www.wago.com/216-104">www.wago.com/216-104</a> |
|    | <b>Item no.: 216-121</b><br>Ferrule; Sleeve for 0.5 mm <sup>2</sup> / AWG 22; uninsulated; electro-tin plated  | <a href="http://www.wago.com/216-121">www.wago.com/216-121</a> |
|    | <b>Item no.: 216-122</b><br>Ferrule; Sleeve for 0.75 mm <sup>2</sup> / AWG 20; uninsulated; electro-tin plated   | <a href="http://www.wago.com/216-122">www.wago.com/216-122</a> |
|    | <b>Item no.: 216-123</b><br>Ferrule; Sleeve for 1 mm <sup>2</sup> / AWG 18; uninsulated; electro-tin plated  | <a href="http://www.wago.com/216-123">www.wago.com/216-123</a> |
|    | <b>Item no.: 216-124</b><br>Ferrule; Sleeve for 1.5 mm <sup>2</sup> / AWG 16; uninsulated; electro-tin plated  | <a href="http://www.wago.com/216-124">www.wago.com/216-124</a> |
|    | <b>Item no.: 216-131</b><br>Ferrule; Sleeve for 0.25 mm <sup>2</sup> / AWG 24; uninsulated; electro-tin plated   | <a href="http://www.wago.com/216-131">www.wago.com/216-131</a> |
|    | <b>Item no.: 216-132</b><br>Ferrule; Sleeve for 0.34 mm <sup>2</sup> / AWG 24; uninsulated; electro-tin plated   | <a href="http://www.wago.com/216-132">www.wago.com/216-132</a> |
|    | <b>Item no.: 216-141</b><br>Ferrule; Sleeve for 0.5 mm <sup>2</sup> / AWG 22; uninsulated; electro-tin plated; electrolytic copper; gastight crimped; acc. to DIN 46228, Part 1/08.92  | <a href="http://www.wago.com/216-141">www.wago.com/216-141</a> |
|   | <b>Item no.: 216-142</b><br>Ferrule; Sleeve for 0.75 mm <sup>2</sup> / AWG 20; uninsulated; electro-tin plated; electrolytic copper; gastight crimped; acc. to DIN 46228, Part 1/08.92 | <a href="http://www.wago.com/216-142">www.wago.com/216-142</a> |
|  | <b>Item no.: 216-143</b><br>Ferrule; Sleeve for 1 mm <sup>2</sup> / AWG 18; uninsulated; electro-tin plated; electrolytic copper; gastight crimped; acc. to DIN 46228, Part 1/08.92    | <a href="http://www.wago.com/216-143">www.wago.com/216-143</a> |
|  | <b>Item no.: 216-144</b><br>Ferrule; Sleeve for 1.5 mm <sup>2</sup> / AWG 16; uninsulated; electro-tin plated; electrolytic copper; gastight crimped; acc. to DIN 46228, Part 1/08.92  | <a href="http://www.wago.com/216-144">www.wago.com/216-144</a> |
|  | <b>Item no.: 216-151</b><br>Ferrule; Sleeve for 0.25 mm <sup>2</sup> / AWG 24; uninsulated; electro-tin plated   | <a href="http://www.wago.com/216-151">www.wago.com/216-151</a> |
|  | <b>Item no.: 216-152</b><br>Ferrule; Sleeve for 0.34 mm <sup>2</sup> / AWG 24; uninsulated; electro-tin plated   | <a href="http://www.wago.com/216-152">www.wago.com/216-152</a> |
|  | <b>Item no.: 216-201</b><br>Ferrule; Sleeve for 0.5 mm <sup>2</sup> / AWG 22; insulated; electro-tin plated  | <a href="http://www.wago.com/216-201">www.wago.com/216-201</a> |
|  | <b>Item no.: 216-202</b><br>Ferrule; Sleeve for 0.75 mm <sup>2</sup> / AWG 20; insulated; electro-tin plated   | <a href="http://www.wago.com/216-202">www.wago.com/216-202</a> |
|  | <b>Item no.: 216-203</b><br>Ferrule; Sleeve for 1 mm <sup>2</sup> / AWG 18; insulated; electro-tin plated  | <a href="http://www.wago.com/216-203">www.wago.com/216-203</a> |
|  | <b>Item no.: 216-204</b><br>Ferrule; Sleeve for 1.5 mm <sup>2</sup> / AWG 16; insulated; electro-tin plated  | <a href="http://www.wago.com/216-204">www.wago.com/216-204</a> |
|  | <b>Item no.: 216-221</b><br>Ferrule; Sleeve for 0.5 mm <sup>2</sup> / AWG 22; insulated; electro-tin plated  | <a href="http://www.wago.com/216-221">www.wago.com/216-221</a> |
|  | <b>Item no.: 216-222</b>   |  |

|   |  |  |
|---|--|--|
|    | Ferrule; Sleeve for 0.75 mm <sup>2</sup> / AWG 20; insulated; electro-tin plated   | <a href="http://www.wago.com/216-222">www.wago.com/216-222</a> |
|    | <b>Item no.: 216-223</b><br>Ferrule; Sleeve for 1 mm <sup>2</sup> / AWG 18; insulated; electro-tin plated  | <a href="http://www.wago.com/216-223">www.wago.com/216-223</a> |
|    | <b>Item no.: 216-224</b><br>Ferrule; Sleeve for 1.5 mm <sup>2</sup> / AWG 16; insulated; electro-tin plated  | <a href="http://www.wago.com/216-224">www.wago.com/216-224</a> |
|    | <b>Item no.: 216-241</b><br>Ferrule; Sleeve for 0.5 mm <sup>2</sup> / AWG 22; insulated; electro-tin plated; electrolytic copper; gastight crimped; acc. to DIN 46228, Part 4/09.90  | <a href="http://www.wago.com/216-241">www.wago.com/216-241</a> |
|    | <b>Item no.: 216-242</b><br>Ferrule; Sleeve for 0.75 mm <sup>2</sup> / AWG 20; insulated; electro-tin plated; electrolytic copper; gastight crimped; acc. to DIN 46228, Part 4/09.90 | <a href="http://www.wago.com/216-242">www.wago.com/216-242</a> |
|    | <b>Item no.: 216-243</b><br>Ferrule; Sleeve for 1 mm <sup>2</sup> / AWG 18; insulated; electro-tin plated; electrolytic copper; gastight crimped; acc. to DIN 46228, Part 4/09.90    | <a href="http://www.wago.com/216-243">www.wago.com/216-243</a> |
|    | <b>Item no.: 216-244</b><br>Ferrule; Sleeve for 1.5 mm <sup>2</sup> / AWG 16; insulated; electro-tin plated; electrolytic copper; gastight crimped; acc. to DIN 46228, Part 4/09.90  | <a href="http://www.wago.com/216-244">www.wago.com/216-244</a> |
|    | <b>Item no.: 216-262</b><br>Ferrule; Sleeve for 0.75 mm <sup>2</sup> / AWG 20; insulated; electro-tin plated; electrolytic copper; gastight crimped; acc. to DIN 46228, Part 4/09.90 | <a href="http://www.wago.com/216-262">www.wago.com/216-262</a> |
|    | <b>Item no.: 216-263</b><br>Ferrule; Sleeve for 1 mm <sup>2</sup> / AWG 18; insulated; electro-tin plated; electrolytic copper; gastight crimped; acc. to DIN 46228, Part 4/09.90    | <a href="http://www.wago.com/216-263">www.wago.com/216-263</a> |
|   | <b>Item no.: 216-264</b><br>Ferrule; Sleeve for 1.5 mm <sup>2</sup> / AWG 16; insulated; electro-tin plated; electrolytic copper; gastight crimped; acc. to DIN 46228, Part 4/09.90  | <a href="http://www.wago.com/216-264">www.wago.com/216-264</a> |
|  | <b>Item no.: 216-284</b><br>Ferrule; Sleeve for 1.5 mm <sup>2</sup> / AWG 16; insulated; electro-tin plated; electrolytic copper; gastight crimped; acc. to DIN 46228, Part 4/09.90  | <a href="http://www.wago.com/216-284">www.wago.com/216-284</a> |
|  | <b>Item no.: 216-301</b><br>Ferrule; Sleeve for 0.25 mm <sup>2</sup> / AWG 24; insulated; electro-tin plated   | <a href="http://www.wago.com/216-301">www.wago.com/216-301</a> |
|  | <b>Item no.: 216-302</b><br>Ferrule; Sleeve for 0.34 mm <sup>2</sup> / AWG 24; insulated; electro-tin plated   | <a href="http://www.wago.com/216-302">www.wago.com/216-302</a> |
|  | <b>Item no.: 216-321</b><br>Ferrule; Sleeve for 0.25 mm <sup>2</sup> / AWG 24; insulated; electro-tin plated   | <a href="http://www.wago.com/216-321">www.wago.com/216-321</a> |
|  | <b>Item no.: 216-322</b><br>Ferrule; Sleeve for 0.34 mm <sup>2</sup> / AWG 24; insulated; electro-tin plated   | <a href="http://www.wago.com/216-322">www.wago.com/216-322</a> |

## Downloads

## smartDATA

## PCB libraries

|   |              |         |          |
|---|--------------|---------|----------|
| EAGLE Library for WAGO PCB Terminal Blocks                      | 2.1          | ZIP     | Download |
| Compatible with EAGLE PCB Design Software Version 6.x or higher | Nov 17, 2017 | 23.9 MB |          |



|   |                      |                |          |
|---|----------------------|----------------|----------|
| TARGET Library for WAGO PCB Terminal Blocks<br>Compatible with TARGET PCB Design Software Version 17.x    | 1.1.0<br>Oct 6, 2014 | ZIP<br>27.1 MB | Download |
| DesignSpark Library for WAGO PCB Terminal Blocks<br>Compatible with DesignSpark PCB Version 4.x or higher | 2.1<br>Oct 6, 2014   | ZIP<br>22.5 MB | Download |
| <b>CAD data</b>   |                      |                |          |
| 3D Download 256-508/000-009/999-950   |                      | URL            | Download |

Subject to changes.