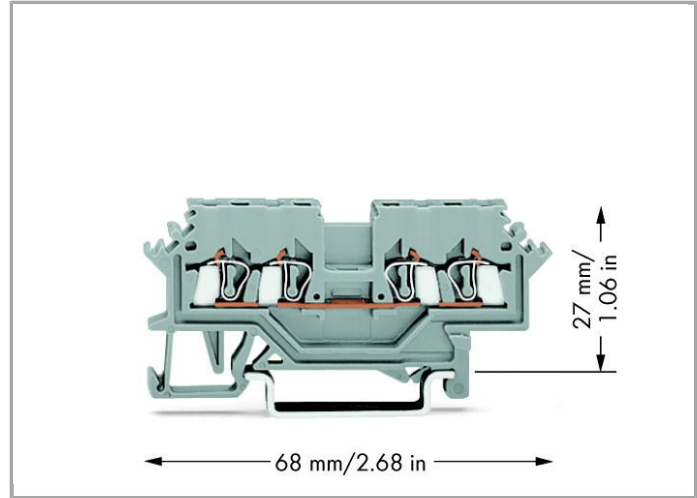



Data sheet | Item number: 279-621

4-conductor through terminal block; 1.5 mm²; lateral marker slots; for DIN-rail 35 x 15 and 35 x 7.5; CAGE CLAMP®



www.wago.com/279-621



Data

Electrical data

Ratings per IEC/EN 60664-1

| | |
|---------------------------------|---|
| Rated voltage (III / 3) | 800 V |
| Rated impulse voltage (III / 3) | 8 kV |
| Rated current | 18 A |
| Legend (ratings) | (III / 3) ≙ Overvoltage category III / Pollution degree 3 |

Connection data

| | |
|-----------------------------------|--|
| Connection technology | CAGE CLAMP® |
| Actuation type | Operating tool |
| Connectable conductor materials | Copper Aluminum |
| Solid conductor | 0.08 ... 1.5 mm ² / 28 ... 16 AWG |
| Fine-stranded conductor | 0.08 ... 1.5 mm ² / 28 ... 16 AWG |
| Strip length | 8 ... 9 mm / 0.31 ... 0.35 Inch |
| Total number of connection points | 4 |
| Total number of potentials | 1 |
| Number of levels | 1 |
| Type of wiring | Front-entry wiring |

Geometrical Data

| | |
|---------------------------------------|--------------------|
| Width | 4 mm / 0.157 inch |
| Height from upper-edge of DIN-35 rail | 27 mm / 1.063 inch |
| Depth | 68 mm / 2.677 inch |

Mechanical data

| | |
|------------------|--------------|
| Design | horizontal |
| Type of mounting | DIN-35 rail |
| Marking level | Side marking |

Material Data

| | |
|---------------------|----------------------|
| Color | gray |
| Insulating material | Polyamide 66 (PA 66) |
| Fire load | 0.105 MJ |
| Weight | 5.824 g |

Commercial data


| | |
|--------------------|---------------|
| Country of origin | DE |
| GTIN | 4044918504324 |
| Customs Tariff No. | 85369010000 |

Approvals / Certificates

Country specific Approvals

| Logo | Approval | Certificate name |
|--|---------------------------------------|------------------|
|  | CCA DEKRA Certification B.V. | NTR NL-7081 |
|  | KEMA/KEUR DEKRA Certification B.V. | 2160584.04 |

Ship Approvals

| Logo | Approval | Certificate name |
|--|------------------------------------|------------------|
|  | ABS American Bureau of Shipping | 14-HG1293677-PDA |
| | BV Bureau Veritas S.A. | 07436/E0 BV |

BV



LR
Lloyds Register

91/20112 (E9)

UL-Approvals

| Logo | Approval | Certificate name |
|------|----------|------------------|
|------|----------|------------------|



UR
Underwriters Laboratories Inc.

E45172

Compatible products

ferrule



Item no.: 216-101
Ferrule; Sleeve for 0.5 mm² / AWG 22; uninsulated; electro-tin plated

www.wago.com/216-101



Item no.: 216-102
Ferrule; Sleeve for 0.75 mm² / AWG 20; uninsulated; electro-tin plated

www.wago.com/216-102



Item no.: 216-103
Ferrule; Sleeve for 1 mm² / AWG 18; uninsulated; electro-tin plated

www.wago.com/216-103



Item no.: 216-201
Ferrule; Sleeve for 0.5 mm² / AWG 22; insulated; electro-tin plated

www.wago.com/216-201



Item no.: 216-202
Ferrule; Sleeve for 0.75 mm² / AWG 20; insulated; electro-tin plated

www.wago.com/216-202



Item no.: 216-203
Ferrule; Sleeve for 1 mm² / AWG 18; insulated; electro-tin plated

www.wago.com/216-203



Item no.: 216-301
Ferrule; Sleeve for 0.25 mm² / AWG 24; insulated; electro-tin plated

www.wago.com/216-301



Item no.: 216-302
Ferrule; Sleeve for 0.34 mm² / AWG 24; insulated; electro-tin plated

www.wago.com/216-302

Protective Warning Marker



Item no.: 279-415
Protective warning marker; with high-voltage symbol, black; for 5 terminal blocks




















www.wago.com/279-415

















Jumper



















Item no.: 210-103
Wire commoning chain; insulated; 50 connections



www.wago.com/210-103

| | | |
|--|--|--|
|  | Item no.: 249-123 Push-in type wire jumper; insulated; wire length 180 mm; Conductor cross section 0.75 mm ² | www.wago.com/249-123 |
|  | Item no.: 249-125 Push-in type wire jumper; insulated; wire length 60 mm; Conductor cross section 0.75 mm ² | www.wago.com/249-125 |
|  | Item no.: 249-126 Push-in type wire jumper; insulated; wire length 110 mm; Conductor cross section 0.75 mm ² | www.wago.com/249-126 |
|  | Item no.: 249-127 Push-in type wire jumper; insulated; wire length 250 mm; Conductor cross section 0.75 mm ² | www.wago.com/249-127 |
|  | Item no.: 279-402 Adjacent jumper; insulated; Nominal current 15 A | www.wago.com/279-402 |
|  | Item no.: 279-409 Alternate jumper; insulated; Nominal current 15 A | www.wago.com/279-409 |
|  | Item no.: 279-422 Adjacent jumper; insulated; Nominal current 15 A | www.wago.com/279-422 |
|  | Item no.: 279-482 Comb-style jumper bar; insulated; 2-way; IN = IN terminal block | www.wago.com/279-482 |
|  | Item no.: 279-483 Comb-style jumper bar; insulated; 3-way; IN = IN terminal block | www.wago.com/279-483 |
|  | Item no.: 279-490 Comb-style jumper bar; insulated; 10-way; IN = IN terminal block | www.wago.com/279-490 |
|  | Item no.: 279-492 Alternate comb-style jumper bar; insulated; 2-way; IN = IN terminal block | www.wago.com/279-492 |
|  | Item no.: 284-414 Step-down jumper; insulated; from 10/6 mm ² to 4/2.5/1.5 mm ² ; Nominal current 15 A | www.wago.com/284-414 |
| Carrier rail | | |
|  | Item no.: 210-112 Steel carrier rail; 35 x 7.5 mm; 1 mm thick; 2 m long; slotted; according to EN 60715; "Hole width 25 mm | www.wago.com/210-112 |
|  | Item no.: 210-113 Steel carrier rail; 35 x 7.5 mm; 1 mm thick; 2 m long; unslotted; according to EN 60715 | www.wago.com/210-113 |
|  | Item no.: 210-114 Steel carrier rail; 35 x 15 mm; 1.5 mm thick; 2 m long; unslotted; similar to EN 60715 | www.wago.com/210-114 |
|  | Item no.: 210-115 Steel carrier rail; 35 x 7.5 mm; 1 mm thick; 2 m long; slotted; according to EN 60715; "Hole width 18 mm | www.wago.com/210-115 |
|  | Item no.: 210-118 Steel carrier rail; 35 x 15 mm; 2.3 mm thick; 2 m long; unslotted; according to EN 60715 | www.wago.com/210-118 |
|  | Item no.: 210-196 Aluminum carrier rail; 35 x 8.2 mm; 1.6 mm thick; 2 m long; unslotted; similar to EN 60715 | www.wago.com/210-196 |
|  | Item no.: 210-197 Steel carrier rail; 35 x 15 mm; 1.5 mm thick; 2 m long; slotted; similar to EN 60715 | www.wago.com/210-197 |







| | | |
|--|--|--|
|  | Item no.: 210-198 Copper carrier rail; 35 x 15 mm; 2.3 mm thick; 2 m long; unslotted; according to EN 60715 | www.wago.com/210-198 |
|  | Item no.: 210-504 Steel carrier rail; 35 x 7.5 mm; 1 mm thick; 2 m long; slotted; galvanized; according to EN 60715 | www.wago.com/210-504 |
|  | Item no.: 210-505 Steel carrier rail; 35 x 7.5 mm; 1 mm thick; 2 m long; unslotted; galvanized; according to EN 60715 | www.wago.com/210-505 |
|  | Item no.: 210-506 Steel carrier rail; 35 x 15 mm; 1.5 mm thick; 2 m long; unslotted; galvanized; similar to EN 60715 | www.wago.com/210-506 |
|  | Item no.: 210-508 Steel carrier rail; 35 x 15 mm; 1.5 mm thick; 2 m long; slotted; galvanized; similar to EN 60715 | www.wago.com/210-508 |
| General accessories | | |
|  | Item no.: 249-105 Group marker carrier | www.wago.com/249-105 |
|  | Item no.: 280-404 Test plug adapter; 5 mm wide; for test plug 210-137 (2.3 mm Ø); suitable for 1.5 mm ² - 4 mm ² tbs | www.wago.com/280-404 |
| Marking accessories | | |
|  | Item no.: 2009-114 WMB-Inline; for smartPRINTER; on reel; stretchable 4 - 4.2 mm; plain; snap-on type | www.wago.com/2009-114 |
|  | Item no.: 2009-114/000-002 WMB-Inline; for smartPRINTER; on reel; stretchable 4 - 4.2 mm; plain; snap-on type | www.wago.com/2009-114/000-002 |
|  | Item no.: 2009-114/000-005 WMB-Inline; for smartPRINTER; on reel; stretchable 4 - 4.2 mm; plain; snap-on type | www.wago.com/2009-114/000-005 |
|  | Item no.: 2009-114/000-006 WMB-Inline; for smartPRINTER; on reel; stretchable 4 - 4.2 mm; plain; snap-on type | www.wago.com/2009-114/000-006 |
|  | Item no.: 2009-114/000-007 WMB-Inline; for smartPRINTER; on reel; stretchable 4 - 4.2 mm; plain; snap-on type | www.wago.com/2009-114/000-007 |
|  | Item no.: 2009-114/000-012 WMB-Inline; for smartPRINTER; on reel; stretchable 4 - 4.2 mm; plain; snap-on type | www.wago.com/2009-114/000-012 |
|  | Item no.: 2009-114/000-023 WMB-Inline; for smartPRINTER; on reel; stretchable 4 - 4.2 mm; plain; snap-on type | www.wago.com/2009-114/000-023 |
|  | Item no.: 2009-114/000-024 WMB-Inline; for smartPRINTER; on reel; stretchable 4 - 4.2 mm; plain; snap-on type | www.wago.com/2009-114/000-024 |
|  | Item no.: 209-128 Adaptor | www.wago.com/209-128 |

| | | |
|--|--|--|
|  | Item no.: 209-140 Group marker carrier | www.wago.com/209-140 |
|  | Item no.: 209-141 Group marker carrier | www.wago.com/209-141 |
|  | Item no.: 209-142 Group marker carrier | www.wago.com/209-142 |
|  | Item no.: 209-185 Adaptor | www.wago.com/209-185 |
|  | Item no.: 793-4501 WMB marking card; as card; stretchable 4 - 4.2 mm; plain; snap-on type | www.wago.com/793-4501 |
|  | Item no.: 793-4501/000-002 WMB marking card; as card; stretchable 4 - 4.2 mm; plain; snap-on type | www.wago.com/793-4501/000-002 |
|  | Item no.: 793-4501/000-005 WMB marking card; as card; stretchable 4 - 4.2 mm; plain; snap-on type | www.wago.com/793-4501/000-005 |
|  | Item no.: 793-4501/000-006 WMB marking card; as card; stretchable 4 - 4.2 mm; plain; snap-on type | www.wago.com/793-4501/000-006 |
|  | Item no.: 793-4501/000-007 WMB marking card; as card; stretchable 4 - 4.2 mm; plain; snap-on type | www.wago.com/793-4501/000-007 |
|  | Item no.: 793-4501/000-012 WMB marking card; as card; stretchable 4 - 4.2 mm; plain; snap-on type | www.wago.com/793-4501/000-012 |
|  | Item no.: 793-4501/000-017 WMB marking card; as card; stretchable 4 - 4.2 mm; plain; snap-on type | www.wago.com/793-4501/000-017 |
|  | Item no.: 793-4501/000-023 WMB marking card; as card; stretchable 4 - 4.2 mm; plain; snap-on type | www.wago.com/793-4501/000-023 |
|  | Item no.: 793-4501/000-024 WMB marking card; as card; stretchable 4 - 4.2 mm; plain; snap-on type | www.wago.com/793-4501/000-024 |
| tools | | |
|  | Item no.: 210-647 Operating tool with partially insulated shaft; Blade (2.5 x 0.4) mm; short | www.wago.com/210-647 |
|  | Item no.: 210-648 Operating tool with partially insulated shaft; Blade (2.5 x 0.4) mm; short; angled | www.wago.com/210-648 |
|  | Item no.: 210-719 Operating tool with partially insulated shaft; Type 1, blade (2.5 x 0.4) mm | www.wago.com/210-719 |



Insulation stop

| | | |
|--|---|--|
|  | Item no.: 279-470 Insulation stop; 0.08 - 0.2 mm ² "s" (0.14 mm ² "f-st"); 5 pieces/strip | www.wago.com/279-470 |
|  | Item no.: 279-471 Insulation stop; 0.25 mm ² ; 5 pieces/strip | www.wago.com/279-471 |


End plate

| | | |
|--|---|--|
|  | Item no.: 279-316 End and intermediate plate; 2 mm thick | www.wago.com/279-316 |
|  | Item no.: 279-317 End and intermediate plate; 2 mm thick | www.wago.com/279-317 |
|  | Item no.: 279-327 Separator plate; 2 mm thick; oversized | www.wago.com/279-327 |
|  | Item no.: 279-337 Separator plate; 2 mm thick; oversized | www.wago.com/279-337 |
|  | Item no.: 284-334 Step-down cover plate; 1 mm thick; for 2-, 3- and 4-conductor terminal blocks | www.wago.com/284-334 |
|  | Item no.: 284-344 Step-down cover plate; 1 mm thick; for 2-, 3- and 4-conductor terminal blocks | www.wago.com/284-344 |

assembling

| | | |
|--|---|--|
|  | Item no.: 209-106 Mounting carrier; for isolated mounting on DIN 35 rails | www.wago.com/209-106 |
|  | Item no.: 709-153 Cover; Type 1; suitable for cover carrier, type 1; 1 m long | www.wago.com/709-153 |

check

| | | |
|--|--|--|
|  | Item no.: 209-170 Test plug adapter; 8.3 mm wide; for 4 mm Ø test plugs; suitable for 1.5 mm ² - 10 mm ² tbs | www.wago.com/209-170 |
|--|--|--|

Downloads
smartDATA

CAD data

| | | |
|---------------------|---------------------|--------------------------|
| 3D Download 279-621 | URL | Download |
|---------------------|---------------------|--------------------------|



Subject to changes.

WAGO Kontakttechnik GmbH & Co. KG
Hansastr. 27
32423 Minden
Phone: +49571 887-0 | Fax: +49571 887-169
Email: info.de@wago.com | Web: www.wago.com

Do you have any questions about our products?
We are always happy to take your call at +49 (571) 887-44222.