

Data

Electrical data

Voltage type (1)	DC
Nominal voltage	24 V

Ratings per IEC/EN 60664-1

Rated current	0.025 A
---------------	---------

Connection data

Connection technology	CAGE CLAMP®
Actuation type	Operating tool
Connectable conductor materials	Copper Aluminum
Solid conductor	0.08 ... 1.5 mm ² / 28 ... 16 AWG
Fine-stranded conductor	0.08 ... 1.5 mm ² / 28 ... 16 AWG
Strip length	8 ... 9 mm / 0.31 ... 0.35 Inch
Total number of connection points	4
Total number of potentials	1
Number of levels	1
Type of wiring	Front-entry wiring

Geometrical Data

Width	4 mm / 0.157 inch
Height from upper-edge of DIN-35 rail	27 mm / 1.063 inch
Depth	68 mm / 2.677 inch

Mechanical data

Design	horizontal
Type of mounting	DIN-35 rail
Marking level	Side marking

Material Data

Color	gray
Insulating material	Polyamide 66 (PA 66)
Fire load	0.109 MJ
Weight	5.921 g

Commercial data

Country of origin	DE
GTIN	4045454193959
Customs Tariff No.	85369010000
Product Group	1 (Rail Mounted Terminal Blocks)













Approvals / Certificates

Ship Approvals



Logo	Approval	Certificate name
	LR Lloyds Register	91/20112 (E9)

Compatible products

Carrier rail

	Item no.: 210-112 Steel carrier rail; 35 x 7.5 mm; 1 mm thick; 2 m long; slotted; according to EN 60715; "Hole width 25 mm	www.wago.com/210-112
	Item no.: 210-113 Steel carrier rail; 35 x 7.5 mm; 1 mm thick; 2 m long; unslotted; according to EN 60715	www.wago.com/210-113
	Item no.: 210-114 Steel carrier rail; 35 x 15 mm; 1.5 mm thick; 2 m long; unslotted; similar to EN 60715	www.wago.com/210-114
	Item no.: 210-115 Steel carrier rail; 35 x 7.5 mm; 1 mm thick; 2 m long; slotted; according to EN 60715; "Hole width 18 mm	www.wago.com/210-115
	Item no.: 210-118 Steel carrier rail; 35 x 15 mm; 2.3 mm thick; 2 m long; unslotted; according to EN 60715	www.wago.com/210-118
	Item no.: 210-196 Aluminum carrier rail; 35 x 8.2 mm; 1.6 mm thick; 2 m long; unslotted; similar to EN 60715	www.wago.com/210-196
	Item no.: 210-197 Steel carrier rail; 35 x 15 mm; 1.5 mm thick; 2 m long; slotted; similar to EN 60715	www.wago.com/210-197
	Item no.: 210-198 Copper carrier rail; 35 x 15 mm; 2.3 mm thick; 2 m long; unslotted; according to EN 60715	www.wago.com/210-198
	Item no.: 210-504 Steel carrier rail; 35 x 7.5 mm; 1 mm thick; 2 m long; slotted; galvanized; according to EN 60715	www.wago.com/210-504
	Item no.: 210-505 Steel carrier rail; 35 x 7.5 mm; 1 mm thick; 2 m long; unslotted; galvanized; according to EN 60715	www.wago.com/210-505
	Item no.: 210-506 Steel carrier rail; 35 x 15 mm; 1.5 mm thick; 2 m long; unslotted; galvanized; similar to EN 60715	www.wago.com/210-506
	Item no.: 210-508 Steel carrier rail; 35 x 15 mm; 1.5 mm thick; 2 m long; slotted; galvanized; similar to EN 60715	www.wago.com/210-508

End plate

	Item no.: 279-316 End and intermediate plate; 2 mm thick	www.wago.com/279-316
	Item no.: 279-317 End and intermediate plate; 2 mm thick	www.wago.com/279-317



Item no.: 279-327
Separator plate; 2 mm thick; oversized

www.wago.com/279-327



Item no.: 279-337
Separator plate; 2 mm thick; oversized

www.wago.com/279-337

Protective Warning Marker



Item no.: 279-415
Protective warning marker; with high-voltage symbol, black; for 5 terminal blocks

www.wago.com/279-415

Jumper



Item no.: 210-103
Wire commoning chain; insulated; 50 connections

www.wago.com/210-103



Item no.: 249-123
Push-in type wire jumper; insulated; wire length 180 mm; Conductor cross section 0.75 mm²

www.wago.com/249-123



Item no.: 249-125
Push-in type wire jumper; insulated; wire length 60 mm; Conductor cross section 0.75 mm²

www.wago.com/249-125



Item no.: 249-126
Push-in type wire jumper; insulated; wire length 110 mm; Conductor cross section 0.75 mm²

www.wago.com/249-126



Item no.: 249-127
Push-in type wire jumper; insulated; wire length 250 mm; Conductor cross section 0.75 mm²

www.wago.com/249-127



Item no.: 279-482
Comb-style jumper bar; insulated; 2-way; IN = IN terminal block

www.wago.com/279-482



Item no.: 279-483
Comb-style jumper bar; insulated; 3-way; IN = IN terminal block

www.wago.com/279-483



Item no.: 279-490
Comb-style jumper bar; insulated; 10-way; IN = IN terminal block

www.wago.com/279-490



Item no.: 279-492
Alternate comb-style jumper bar; insulated; 2-way; IN = IN terminal block

www.wago.com/279-492

tools



Item no.: 210-647
Operating tool with partially insulated shaft; Blade (2.5 x 0.4) mm; short

www.wago.com/210-647



Item no.: 210-648
Operating tool with partially insulated shaft; Blade (2.5 x 0.4) mm; short; angled

www.wago.com/210-648



Item no.: 210-719
Operating tool with partially insulated shaft; Type 1, blade (2.5 x 0.4) mm

www.wago.com/210-719

General accessories



Item no.: 249-105
Group marker carrier

www.wago.com/249-105

Insulation stop

**Item no.: 279-470**Insulation stop; 0.08 - 0.2 mm² "s" (0.14 mm² "f-st"); 5 pieces/stripwww.wago.com/279-470**Item no.: 279-471**Insulation stop; 0.25 mm²; 5 pieces/stripwww.wago.com/279-471**Marking accessories****Item no.: 2009-114**

WMB-Inline; for smartPRINTER; on reel; stretchable 4 - 4.2 mm; plain; snap-on type

www.wago.com/2009-114**Item no.: 2009-114/000-002**

WMB-Inline; for smartPRINTER; on reel; stretchable 4 - 4.2 mm; plain; snap-on type

www.wago.com/2009-114/000-002**Item no.: 2009-114/000-005**

WMB-Inline; for smartPRINTER; on reel; stretchable 4 - 4.2 mm; plain; snap-on type

www.wago.com/2009-114/000-005**Item no.: 2009-114/000-006**

WMB-Inline; for smartPRINTER; on reel; stretchable 4 - 4.2 mm; plain; snap-on type

www.wago.com/2009-114/000-006**Item no.: 2009-114/000-007**

WMB-Inline; for smartPRINTER; on reel; stretchable 4 - 4.2 mm; plain; snap-on type

www.wago.com/2009-114/000-007**Item no.: 2009-114/000-012**

WMB-Inline; for smartPRINTER; on reel; stretchable 4 - 4.2 mm; plain; snap-on type

www.wago.com/2009-114/000-012**Item no.: 2009-114/000-023**

WMB-Inline; for smartPRINTER; on reel; stretchable 4 - 4.2 mm; plain; snap-on type

www.wago.com/2009-114/000-023**Item no.: 2009-114/000-024**

WMB-Inline; for smartPRINTER; on reel; stretchable 4 - 4.2 mm; plain; snap-on type

www.wago.com/2009-114/000-024**Item no.: 793-4501**

WMB marking card; as card; stretchable 4 - 4.2 mm; plain; snap-on type

www.wago.com/793-4501**Item no.: 793-4501/000-002**

WMB marking card; as card; stretchable 4 - 4.2 mm; plain; snap-on type

www.wago.com/793-4501/000-002**Item no.: 793-4501/000-005**

WMB marking card; as card; stretchable 4 - 4.2 mm; plain; snap-on type

www.wago.com/793-4501/000-005**Item no.: 793-4501/000-006**

WMB marking card; as card; stretchable 4 - 4.2 mm; plain; snap-on type

www.wago.com/793-4501/000-006**Item no.: 793-4501/000-007**

WMB marking card; as card; stretchable 4 - 4.2 mm; plain; snap-on type

www.wago.com/793-4501/000-007



Item no.: 793-4501/000-012
WMB marking card; as card; stretchable 4 - 4.2 mm; plain; snap-on type

www.wago.com/793-4501/000-012



Item no.: 793-4501/000-017
WMB marking card; as card; stretchable 4 - 4.2 mm; plain; snap-on type

www.wago.com/793-4501/000-017



Item no.: 793-4501/000-023
WMB marking card; as card; stretchable 4 - 4.2 mm; plain; snap-on type

www.wago.com/793-4501/000-023



Item no.: 793-4501/000-024
WMB marking card; as card; stretchable 4 - 4.2 mm; plain; snap-on type

www.wago.com/793-4501/000-024

assembling



Item no.: 209-106
Mounting carrier; for isolated mounting on DIN 35 rails

www.wago.com/209-106



Item no.: 709-153
Cover; Type 1; suitable for cover carrier, type 1; 1 m long

www.wago.com/709-153

ferrule



Item no.: 216-101
Ferrule; Sleeve for 0.5 mm² / AWG 22; uninsulated; electro-tin plated

www.wago.com/216-101



Item no.: 216-102
Ferrule; Sleeve for 0.75 mm² / AWG 20; uninsulated; electro-tin plated

www.wago.com/216-102



Item no.: 216-103
Ferrule; Sleeve for 1 mm² / AWG 18; uninsulated; electro-tin plated

www.wago.com/216-103



Item no.: 216-201
Ferrule; Sleeve for 0.5 mm² / AWG 22; insulated; electro-tin plated

www.wago.com/216-201



Item no.: 216-202
Ferrule; Sleeve for 0.75 mm² / AWG 20; insulated; electro-tin plated

www.wago.com/216-202



Item no.: 216-203
Ferrule; Sleeve for 1 mm² / AWG 18; insulated; electro-tin plated

www.wago.com/216-203



Item no.: 216-301
Ferrule; Sleeve for 0.25 mm² / AWG 24; insulated; electro-tin plated

www.wago.com/216-301



Item no.: 216-302
Ferrule; Sleeve for 0.34 mm² / AWG 24; insulated; electro-tin plated

www.wago.com/216-302

Downloads smartDATA

CAD data

3D Download 279-624/281-434

URL

Download



Subject to changes.

WAGO Kontakttechnik GmbH & Co. KG
Hansastr. 27
32423 Minden
Phone: +49571 887-0 | Fax: +49571 887-169
Email: info.de@wago.com | Web: www.wago.com

Do you have any questions about our products?
We are always happy to take your call at +49 (571) 887-44222.