

Data

Electrical data

Voltage type (1)	DC
Nominal voltage	24 V

Ratings per IEC/EN 60664-1

Rated current	0.025 A
---------------	---------

Connection data

Connection technology	CAGE CLAMP®
Actuation type	Operating tool
Connectable conductor materials	Copper Aluminum
Solid conductor	0.08 ... 1.5 mm ² / 28 ... 16 AWG
Fine-stranded conductor	0.08 ... 1.5 mm ² / 28 ... 16 AWG
Strip length	8 ... 9 mm / 0.31 ... 0.35 Inch
Total number of connection points	4
Total number of potentials	1
Number of levels	1
Type of wiring	Front-entry wiring

Geometrical Data

Width	4 mm / 0.157 inch
Height from upper-edge of DIN-35 rail	27 mm / 1.063 inch
Depth	73 mm / 2.874 inch

Mechanical data

Design	horizontal
Type of mounting	DIN-35 rail
Marking level	Center marking

Material Data

Color	gray
Insulating material	Polyamide 66 (PA 66)
Fire load	0.12 MJ
Weight	6.587 g

Commercial data

Country of origin	DE
GTIN	4045454194109
Customs Tariff No.	85369010000
Product Group	1 (Rail Mounted Terminal Blocks)

Compatible products


















End plate



Item no.: 279-344

End and intermediate plate; 2 mm thick

www.wago.com/279-344

	Item no.: 279-345 Separator plate; 2 mm thick; oversized	www.wago.com/279-345
	Item no.: 279-346 End and intermediate plate; 2 mm thick	www.wago.com/279-346
	Item no.: 279-347 Separator plate; 2 mm thick; oversized	www.wago.com/279-347
General accessories		
	Item no.: 249-105 Group marker carrier	www.wago.com/249-105
assembling		
	Item no.: 209-106 Mounting carrier; for isolated mounting on DIN 35 rails	www.wago.com/209-106
	Item no.: 709-153 Cover; Type 1; suitable for cover carrier, type 1; 1 m long	www.wago.com/709-153
Carrier rail		
	Item no.: 210-112 Steel carrier rail; 35 x 7.5 mm; 1 mm thick; 2 m long; slotted; according to EN 60715; "Hole width 25 mm	www.wago.com/210-112
	Item no.: 210-113 Steel carrier rail; 35 x 7.5 mm; 1 mm thick; 2 m long; unslotted; according to EN 60715	www.wago.com/210-113
	Item no.: 210-114 Steel carrier rail; 35 x 15 mm; 1.5 mm thick; 2 m long; unslotted; similar to EN 60715	www.wago.com/210-114
	Item no.: 210-115 Steel carrier rail; 35 x 7.5 mm; 1 mm thick; 2 m long; slotted; according to EN 60715; "Hole width 18 mm	www.wago.com/210-115
	Item no.: 210-118 Steel carrier rail; 35 x 15 mm; 2.3 mm thick; 2 m long; unslotted; according to EN 60715	www.wago.com/210-118
	Item no.: 210-196 Aluminum carrier rail; 35 x 8.2 mm; 1.6 mm thick; 2 m long; unslotted; similar to EN 60715	www.wago.com/210-196
	Item no.: 210-197 Steel carrier rail; 35 x 15 mm; 1.5 mm thick; 2 m long; slotted; similar to EN 60715	www.wago.com/210-197
	Item no.: 210-198 Copper carrier rail; 35 x 15 mm; 2.3 mm thick; 2 m long; unslotted; according to EN 60715	www.wago.com/210-198
	Item no.: 210-504 Steel carrier rail; 35 x 7.5 mm; 1 mm thick; 2 m long; slotted; galvanized; according to EN 60715	www.wago.com/210-504
	Item no.: 210-505 Steel carrier rail; 35 x 7.5 mm; 1 mm thick; 2 m long; unslotted; galvanized; according to EN 60715	www.wago.com/210-505
	Item no.: 210-506 Steel carrier rail; 35 x 15 mm; 1.5 mm thick; 2 m long; unslotted; galvanized; similar to EN 60715	www.wago.com/210-506



Item no.: 210-508
Steel carrier rail; 35 x 15 mm; 1.5 mm thick; 2 m long; slotted; galvanized; similar to EN 60715

www.wago.com/210-508

Jumper



Item no.: 210-103
Wire commoning chain; insulated; 50 connections

www.wago.com/210-103



Item no.: 249-123
Push-in type wire jumper; insulated; wire length 180 mm; Conductor cross section 0.75 mm²

www.wago.com/249-123



Item no.: 249-125
Push-in type wire jumper; insulated; wire length 60 mm; Conductor cross section 0.75 mm²

www.wago.com/249-125



Item no.: 249-126
Push-in type wire jumper; insulated; wire length 110 mm; Conductor cross section 0.75 mm²

www.wago.com/249-126



Item no.: 249-127
Push-in type wire jumper; insulated; wire length 250 mm; Conductor cross section 0.75 mm²

www.wago.com/249-127



Item no.: 279-482
Comb-style jumper bar; insulated; 2-way; IN = IN terminal block

www.wago.com/279-482



Item no.: 279-483
Comb-style jumper bar; insulated; 3-way; IN = IN terminal block

www.wago.com/279-483



Item no.: 279-490
Comb-style jumper bar; insulated; 10-way; IN = IN terminal block

www.wago.com/279-490



Item no.: 279-492
Alternate comb-style jumper bar; insulated; 2-way; IN = IN terminal block

www.wago.com/279-492

Protective Warning Marker



Item no.: 279-415
Protective warning marker; with high-voltage symbol, black; for 5 terminal blocks

www.wago.com/279-415

Marking accessories



Item no.: 2009-114
WMB-Inline; for smartPRINTER; on reel; stretchable 4 - 4.2 mm; plain; snap-on type

www.wago.com/2009-114



Item no.: 2009-114/000-002
WMB-Inline; for smartPRINTER; on reel; stretchable 4 - 4.2 mm; plain; snap-on type

www.wago.com/2009-114/000-002



Item no.: 2009-114/000-005
WMB-Inline; for smartPRINTER; on reel; stretchable 4 - 4.2 mm; plain; snap-on type

www.wago.com/2009-114/000-005


















Item no.: 2009-114/000-006
WMB-Inline; for smartPRINTER; on reel; stretchable 4 - 4.2 mm; plain; snap-on type

www.wago.com/2009-114/000-006








Item no.: 2009-114/000-007
WMB-Inline; for smartPRINTER; on reel; stretchable 4 - 4.2 mm; plain; snap-on type




www.wago.com/2009-114/000-007

	<p>Item no.: 2009-114/000-012 WMB-Inline; for smartPRINTER; on reel; stretchable 4 - 4.2 mm; plain; snap-on type</p>	www.wago.com/2009-114/000-012
	<p>Item no.: 2009-114/000-023 WMB-Inline; for smartPRINTER; on reel; stretchable 4 - 4.2 mm; plain; snap-on type</p>	www.wago.com/2009-114/000-023
	<p>Item no.: 2009-114/000-024 WMB-Inline; for smartPRINTER; on reel; stretchable 4 - 4.2 mm; plain; snap-on type</p>	www.wago.com/2009-114/000-024
	<p>Item no.: 793-4501 WMB marking card; as card; stretchable 4 - 4.2 mm; plain; snap-on type</p>	www.wago.com/793-4501
	<p>Item no.: 793-4501/000-002 WMB marking card; as card; stretchable 4 - 4.2 mm; plain; snap-on type</p>	www.wago.com/793-4501/000-002
	<p>Item no.: 793-4501/000-005 WMB marking card; as card; stretchable 4 - 4.2 mm; plain; snap-on type</p>	www.wago.com/793-4501/000-005
	<p>Item no.: 793-4501/000-006 WMB marking card; as card; stretchable 4 - 4.2 mm; plain; snap-on type</p>	www.wago.com/793-4501/000-006
	<p>Item no.: 793-4501/000-007 WMB marking card; as card; stretchable 4 - 4.2 mm; plain; snap-on type</p>	www.wago.com/793-4501/000-007
	<p>Item no.: 793-4501/000-012 WMB marking card; as card; stretchable 4 - 4.2 mm; plain; snap-on type</p>	www.wago.com/793-4501/000-012
	<p>Item no.: 793-4501/000-017 WMB marking card; as card; stretchable 4 - 4.2 mm; plain; snap-on type</p>	www.wago.com/793-4501/000-017
	<p>Item no.: 793-4501/000-023 WMB marking card; as card; stretchable 4 - 4.2 mm; plain; snap-on type</p>	www.wago.com/793-4501/000-023
	<p>Item no.: 793-4501/000-024 WMB marking card; as card; stretchable 4 - 4.2 mm; plain; snap-on type</p>	www.wago.com/793-4501/000-024
ferrule		
	<p>Item no.: 216-101 Ferrule; Sleeve for 0.5 mm² / AWG 22; uninsulated; electro-tin plated</p>	www.wago.com/216-101
	<p>Item no.: 216-102 Ferrule; Sleeve for 0.75 mm² / AWG 20; uninsulated; electro-tin plated</p>	www.wago.com/216-102
	<p>Item no.: 216-103 Ferrule; Sleeve for 1 mm² / AWG 18; uninsulated; electro-tin plated</p>	www.wago.com/216-103
	Item no.: 216-201	





	Ferrule; Sleeve for 0.5 mm ² / AWG 22; insulated; electro-tin plated	www.wago.com/216-201
	Item no.: 216-202 Ferrule; Sleeve for 0.75 mm ² / AWG 20; insulated; electro-tin plated	www.wago.com/216-202
	Item no.: 216-203 Ferrule; Sleeve for 1 mm ² / AWG 18; insulated; electro-tin plated	www.wago.com/216-203
	Item no.: 216-301 Ferrule; Sleeve for 0.25 mm ² / AWG 24; insulated; electro-tin plated	www.wago.com/216-301
	Item no.: 216-302 Ferrule; Sleeve for 0.34 mm ² / AWG 24; insulated; electro-tin plated	www.wago.com/216-302

tools

	Item no.: 210-647 Operating tool with partially insulated shaft; Blade (2.5 x 0.4) mm; short	www.wago.com/210-647
	Item no.: 210-648 Operating tool with partially insulated shaft; Blade (2.5 x 0.4) mm; short; angled	www.wago.com/210-648
	Item no.: 210-719 Operating tool with partially insulated shaft; Type 1, blade (2.5 x 0.4) mm	www.wago.com/210-719

Insulation stop

	Item no.: 279-470 Insulation stop; 0.08 - 0.2 mm ² "s" (0.14 mm ² "f-st"); 5 pieces/strip	www.wago.com/279-470
	Item no.: 279-471 Insulation stop; 0.25 mm ² ; 5 pieces/strip	www.wago.com/279-471

Downloads

Documentation

Bid Text

279-809/281-434	Oct 12, 2017	DOC 25.1 kB	Download
-----------------	--------------	----------------	----------

smartDATA

CAD data

3D Download 279-809/281-434	URL	Download
-----------------------------	-----	----------



Subject to changes.

WAGO Kontakttechnik GmbH & Co. KG

Hansastr. 27

32423 Minden

Phone: +49571 887-0 | Fax: +49571 887-169

Email: info.de@wago.com | Web: www.wago.com

Do you have any questions about our products?

We are always happy to take your call at +49 (571) 887-44222.