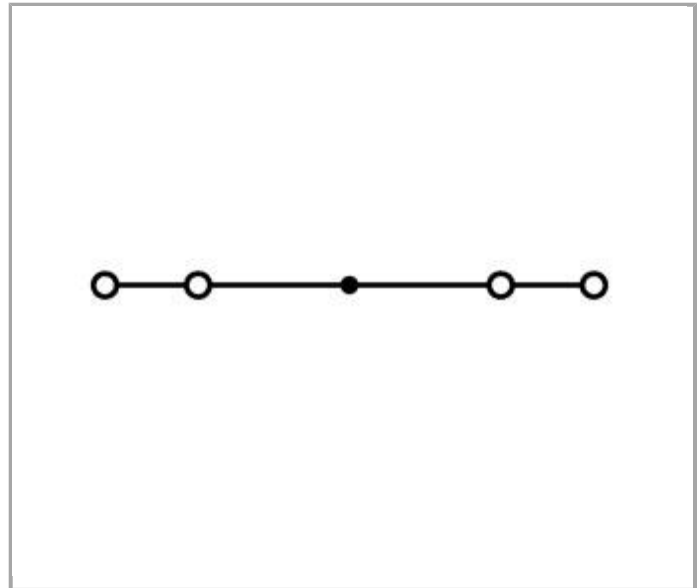
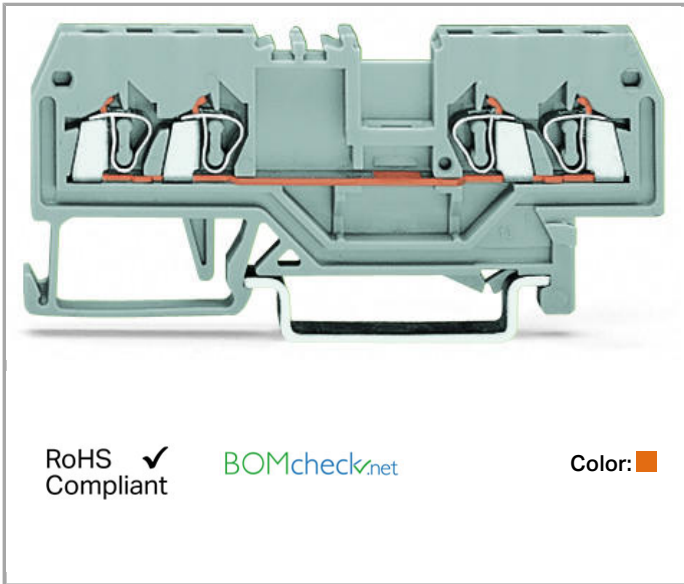


## Data sheet | Item number: 279-832

4-conductor through terminal block; 1.5 mm<sup>2</sup>; center marking; for DIN-rail 35 x 15 and 35 x 7.5; CAGE CLAMP®



[www.wago.com/279-832](http://www.wago.com/279-832)



### Data

#### Electrical data

#### Ratings per IEC/EN 60664-1

Rated voltage (III / 3)	800 V
Rated impulse voltage (III / 3)	8 kV
Rated current	18 A
Legend (ratings)	(III / 3) ≙ Overvoltage category III / Pollution degree 3

#### Connection data

Connection technology	CAGE CLAMP®
Actuation type	Operating tool
Connectable conductor materials	Copper Aluminum
Solid conductor	0.08 ... 1.5 mm <sup>2</sup> / 28 ... 16 AWG
Fine-stranded conductor	0.08 ... 1.5 mm <sup>2</sup> / 28 ... 16 AWG
Strip length	8 ... 9 mm / 0.31 ... 0.35 Inch
Total number of connection points	4
Total number of potentials	1
Number of levels	1
Type of wiring	Front-entry wiring

## Geometrical Data

Width	4 mm / 0.157 inch
Height from upper-edge of DIN-35 rail	27 mm / 1.063 inch
Depth	73 mm / 2.874 inch

## Mechanical data

Design	horizontal
Type of mounting	DIN-35 rail
Marking level	Center marking

## Material Data

Color	orange
Insulating material	Polyamide 66 (PA 66)
Fire load	0.116 MJ
Weight	6.31 g

## Commercial data



Country of origin	DE
GTIN	4044918520485
Customs Tariff No.	85369010000

## Approvals / Certificates

### Country specific Approvals

Logo	Approval	Certificate name
	CCA DEKRA Certification B.V.	NTR NL-7081
	KEMA/KEUR DEKRA Certification B.V.	2160584.04

### Ship Approvals


Logo	Approval	Certificate name
	ABS American Bureau of Shipping	14-HG1293677-PDA
	BV Bureau Veritas S.A.	07436/E0 BV



LR  
Lloyds Register








91/20112 (E9)

#### UL-Approvals

















Logo	Approval	Certificate name
	UR Underwriters Laboratories Inc.	E45172

#### Compatible products

##### Carrier rail

	<b>Item no.: 210-112</b> Steel carrier rail; 35 x 7.5 mm; 1 mm thick; 2 m long; slotted; according to EN 60715; "Hole width 25 mm	<a href="http://www.wago.com/210-112">www.wago.com/210-112</a>
	<b>Item no.: 210-113</b> Steel carrier rail; 35 x 7.5 mm; 1 mm thick; 2 m long; unslotted; according to EN 60715	<a href="http://www.wago.com/210-113">www.wago.com/210-113</a>
	<b>Item no.: 210-114</b> Steel carrier rail; 35 x 15 mm; 1.5 mm thick; 2 m long; unslotted; similar to EN 60715	<a href="http://www.wago.com/210-114">www.wago.com/210-114</a>
	<b>Item no.: 210-115</b> Steel carrier rail; 35 x 7.5 mm; 1 mm thick; 2 m long; slotted; according to EN 60715; "Hole width 18 mm	<a href="http://www.wago.com/210-115">www.wago.com/210-115</a>
	<b>Item no.: 210-118</b> Steel carrier rail; 35 x 15 mm; 2.3 mm thick; 2 m long; unslotted; according to EN 60715	<a href="http://www.wago.com/210-118">www.wago.com/210-118</a>
	<b>Item no.: 210-196</b> Aluminum carrier rail; 35 x 8.2 mm; 1.6 mm thick; 2 m long; unslotted; similar to EN 60715	<a href="http://www.wago.com/210-196">www.wago.com/210-196</a>
	<b>Item no.: 210-197</b> Steel carrier rail; 35 x 15 mm; 1.5 mm thick; 2 m long; slotted; similar to EN 60715	<a href="http://www.wago.com/210-197">www.wago.com/210-197</a>
	<b>Item no.: 210-198</b> Copper carrier rail; 35 x 15 mm; 2.3 mm thick; 2 m long; unslotted; according to EN 60715	<a href="http://www.wago.com/210-198">www.wago.com/210-198</a>
	<b>Item no.: 210-504</b> Steel carrier rail; 35 x 7.5 mm; 1 mm thick; 2 m long; slotted; galvanized; according to EN 60715	<a href="http://www.wago.com/210-504">www.wago.com/210-504</a>
	<b>Item no.: 210-505</b> Steel carrier rail; 35 x 7.5 mm; 1 mm thick; 2 m long; unslotted; galvanized; according to EN 60715	<a href="http://www.wago.com/210-505">www.wago.com/210-505</a>
	<b>Item no.: 210-506</b> Steel carrier rail; 35 x 15 mm; 1.5 mm thick; 2 m long; unslotted; galvanized; similar to EN 60715	<a href="http://www.wago.com/210-506">www.wago.com/210-506</a>
	<b>Item no.: 210-508</b> Steel carrier rail; 35 x 15 mm; 1.5 mm thick; 2 m long; slotted; galvanized; similar to EN 60715	<a href="http://www.wago.com/210-508">www.wago.com/210-508</a>

#### Marking accessories

	<p><b>Item no.: 2009-114</b> WMB-Inline; for smartPRINTER; on reel; stretchable 4 - 4.2 mm; plain; snap-on type</p>	<a href="http://www.wago.com/2009-114">www.wago.com/2009-114</a>
	<p><b>Item no.: 2009-114/000-002</b> WMB-Inline; for smartPRINTER; on reel; stretchable 4 - 4.2 mm; plain; snap-on type</p>	<a href="http://www.wago.com/2009-114/000-002">www.wago.com/2009-114/000-002</a>
	<p><b>Item no.: 2009-114/000-005</b> WMB-Inline; for smartPRINTER; on reel; stretchable 4 - 4.2 mm; plain; snap-on type</p>	<a href="http://www.wago.com/2009-114/000-005">www.wago.com/2009-114/000-005</a>
	<p><b>Item no.: 2009-114/000-006</b> WMB-Inline; for smartPRINTER; on reel; stretchable 4 - 4.2 mm; plain; snap-on type</p>	<a href="http://www.wago.com/2009-114/000-006">www.wago.com/2009-114/000-006</a>
	<p><b>Item no.: 2009-114/000-007</b> WMB-Inline; for smartPRINTER; on reel; stretchable 4 - 4.2 mm; plain; snap-on type</p>	<a href="http://www.wago.com/2009-114/000-007">www.wago.com/2009-114/000-007</a>
	<p><b>Item no.: 2009-114/000-012</b> WMB-Inline; for smartPRINTER; on reel; stretchable 4 - 4.2 mm; plain; snap-on type</p>	<a href="http://www.wago.com/2009-114/000-012">www.wago.com/2009-114/000-012</a>
	<p><b>Item no.: 2009-114/000-023</b> WMB-Inline; for smartPRINTER; on reel; stretchable 4 - 4.2 mm; plain; snap-on type</p>	<a href="http://www.wago.com/2009-114/000-023">www.wago.com/2009-114/000-023</a>
	<p><b>Item no.: 2009-114/000-024</b> WMB-Inline; for smartPRINTER; on reel; stretchable 4 - 4.2 mm; plain; snap-on type</p>	<a href="http://www.wago.com/2009-114/000-024">www.wago.com/2009-114/000-024</a>
	<p><b>Item no.: 209-128</b> Adaptor</p>	<a href="http://www.wago.com/209-128">www.wago.com/209-128</a>
	<p><b>Item no.: 209-140</b> Group marker carrier</p>	<a href="http://www.wago.com/209-140">www.wago.com/209-140</a>
	<p><b>Item no.: 209-141</b> Group marker carrier</p>	<a href="http://www.wago.com/209-141">www.wago.com/209-141</a>
	<p><b>Item no.: 209-142</b> Group marker carrier</p>	<a href="http://www.wago.com/209-142">www.wago.com/209-142</a>
	<p><b>Item no.: 209-185</b> Adaptor</p>	<a href="http://www.wago.com/209-185">www.wago.com/209-185</a>
	<p><b>Item no.: 793-4501</b> WMB marking card; as card; stretchable 4 - 4.2 mm; plain; snap-on type</p>	<a href="http://www.wago.com/793-4501">www.wago.com/793-4501</a>
	<p><b>Item no.: 793-4501/000-002</b> WMB marking card; as card; stretchable 4 - 4.2 mm; plain; snap-on type</p>	<a href="http://www.wago.com/793-4501/000-002">www.wago.com/793-4501/000-002</a>
	<p><b>Item no.: 793-4501/000-005</b> WMB marking card; as card; stretchable 4 - 4.2 mm; plain; snap-on type</p>	<a href="http://www.wago.com/793-4501/000-005">www.wago.com/793-4501/000-005</a>



**Item no.: 793-4501/000-006**  
WMB marking card; as card; stretchable 4 - 4.2 mm; plain; snap-on type

[www.wago.com/793-4501/000-006](http://www.wago.com/793-4501/000-006)



**Item no.: 793-4501/000-007**  
WMB marking card; as card; stretchable 4 - 4.2 mm; plain; snap-on type

[www.wago.com/793-4501/000-007](http://www.wago.com/793-4501/000-007)



**Item no.: 793-4501/000-012**  
WMB marking card; as card; stretchable 4 - 4.2 mm; plain; snap-on type

[www.wago.com/793-4501/000-012](http://www.wago.com/793-4501/000-012)



**Item no.: 793-4501/000-017**  
WMB marking card; as card; stretchable 4 - 4.2 mm; plain; snap-on type

[www.wago.com/793-4501/000-017](http://www.wago.com/793-4501/000-017)



**Item no.: 793-4501/000-023**  
WMB marking card; as card; stretchable 4 - 4.2 mm; plain; snap-on type

[www.wago.com/793-4501/000-023](http://www.wago.com/793-4501/000-023)



**Item no.: 793-4501/000-024**  
WMB marking card; as card; stretchable 4 - 4.2 mm; plain; snap-on type

[www.wago.com/793-4501/000-024](http://www.wago.com/793-4501/000-024)

#### Protective Warning Marker



**Item no.: 279-415**  
Protective warning marker; with high-voltage symbol, black; for 5 terminal blocks

[www.wago.com/279-415](http://www.wago.com/279-415)

#### assembling



**Item no.: 209-106**  
Mounting carrier; for isolated mounting on DIN 35 rails

[www.wago.com/209-106](http://www.wago.com/209-106)



**Item no.: 709-153**  
Cover; Type 1; suitable for cover carrier, type 1; 1 m long

[www.wago.com/709-153](http://www.wago.com/709-153)

#### Insulation stop



**Item no.: 279-470**  
Insulation stop; 0.08 - 0.2 mm<sup>2</sup> "s" (0.14 mm<sup>2</sup> "f-st"); 5 pieces/strip

[www.wago.com/279-470](http://www.wago.com/279-470)



**Item no.: 279-471**  
Insulation stop; 0.25 mm<sup>2</sup>; 5 pieces/strip

[www.wago.com/279-471](http://www.wago.com/279-471)

#### General accessories



**Item no.: 249-105**  
Group marker carrier

[www.wago.com/249-105](http://www.wago.com/249-105)



**Item no.: 280-404**  
Test plug adapter; 5 mm wide; for test plug 210-137 (2.3 mm Ø); suitable for 1.5 mm<sup>2</sup> - 4 mm<sup>2</sup> tbs

[www.wago.com/280-404](http://www.wago.com/280-404)









#### check











**Item no.: 209-170**  
Test plug adapter; 8.3 mm wide; for 4 mm Ø test plugs; suitable for 1.5 mm<sup>2</sup> - 10 mm<sup>2</sup> tbs

[www.wago.com/209-170](http://www.wago.com/209-170)


## End plate
















	<b>Item no.: 279-344</b> End and intermediate plate; 2 mm thick	<a href="http://www.wago.com/279-344">www.wago.com/279-344</a>
	<b>Item no.: 279-345</b> Separator plate; 2 mm thick; oversized	<a href="http://www.wago.com/279-345">www.wago.com/279-345</a>
	<b>Item no.: 279-346</b> End and intermediate plate; 2 mm thick	<a href="http://www.wago.com/279-346">www.wago.com/279-346</a>
	<b>Item no.: 279-347</b> Separator plate; 2 mm thick; oversized	<a href="http://www.wago.com/279-347">www.wago.com/279-347</a>
	<b>Item no.: 284-334</b> Step-down cover plate; 1 mm thick; for 2-, 3- and 4-conductor terminal blocks	<a href="http://www.wago.com/284-334">www.wago.com/284-334</a>
	<b>Item no.: 284-336</b> Step-down cover plate; 1 mm thick; for 4-conductor 279-831, 280-833 and 281-652 terminal blocks	<a href="http://www.wago.com/284-336">www.wago.com/284-336</a>
	<b>Item no.: 284-344</b> Step-down cover plate; 1 mm thick; for 2-, 3- and 4-conductor terminal blocks	<a href="http://www.wago.com/284-344">www.wago.com/284-344</a>
	<b>Item no.: 284-346</b> Step-down cover plate; 1 mm thick; for 4-conductor 279-831, 280-833 and 281-652 terminal blocks	<a href="http://www.wago.com/284-346">www.wago.com/284-346</a>

## ferrule

	<b>Item no.: 216-101</b> Ferrule; Sleeve for 0.5 mm <sup>2</sup> / AWG 22; uninsulated; electro-tin plated	<a href="http://www.wago.com/216-101">www.wago.com/216-101</a>
	<b>Item no.: 216-102</b> Ferrule; Sleeve for 0.75 mm <sup>2</sup> / AWG 20; uninsulated; electro-tin plated	<a href="http://www.wago.com/216-102">www.wago.com/216-102</a>
	<b>Item no.: 216-103</b> Ferrule; Sleeve for 1 mm <sup>2</sup> / AWG 18; uninsulated; electro-tin plated	<a href="http://www.wago.com/216-103">www.wago.com/216-103</a>
	<b>Item no.: 216-201</b> Ferrule; Sleeve for 0.5 mm <sup>2</sup> / AWG 22; insulated; electro-tin plated	<a href="http://www.wago.com/216-201">www.wago.com/216-201</a>
	<b>Item no.: 216-202</b> Ferrule; Sleeve for 0.75 mm <sup>2</sup> / AWG 20; insulated; electro-tin plated	<a href="http://www.wago.com/216-202">www.wago.com/216-202</a>
	<b>Item no.: 216-203</b> Ferrule; Sleeve for 1 mm <sup>2</sup> / AWG 18; insulated; electro-tin plated	<a href="http://www.wago.com/216-203">www.wago.com/216-203</a>
	<b>Item no.: 216-301</b> Ferrule; Sleeve for 0.25 mm <sup>2</sup> / AWG 24; insulated; electro-tin plated	<a href="http://www.wago.com/216-301">www.wago.com/216-301</a>
	<b>Item no.: 216-302</b> Ferrule; Sleeve for 0.34 mm <sup>2</sup> / AWG 24; insulated; electro-tin plated	<a href="http://www.wago.com/216-302">www.wago.com/216-302</a>

## tools

	<b>Item no.: 210-647</b> Operating tool with partially insulated shaft; Blade (2.5 x 0.4) mm; short	<a href="http://www.wago.com/210-647">www.wago.com/210-647</a>
--	--	--

	<p><b>Item no.: 210-648</b> Operating tool with partially insulated shaft; Blade (2.5 x 0.4) mm; short; angled</p>	<a href="http://www.wago.com/210-648">www.wago.com/210-648</a>
	<p><b>Item no.: 210-719</b> Operating tool with partially insulated shaft; Type 1, blade (2.5 x 0.4) mm</p>	<a href="http://www.wago.com/210-719">www.wago.com/210-719</a>
<b>Jumper</b>		
	<p><b>Item no.: 210-103</b> Wire commoning chain; insulated; 50 connections</p>	<a href="http://www.wago.com/210-103">www.wago.com/210-103</a>
	<p><b>Item no.: 249-123</b> Push-in type wire jumper; insulated; wire length 180 mm; Conductor cross section 0.75 mm<sup>2</sup></p>	<a href="http://www.wago.com/249-123">www.wago.com/249-123</a>
	<p><b>Item no.: 249-125</b> Push-in type wire jumper; insulated; wire length 60 mm; Conductor cross section 0.75 mm<sup>2</sup></p>	<a href="http://www.wago.com/249-125">www.wago.com/249-125</a>
	<p><b>Item no.: 249-126</b> Push-in type wire jumper; insulated; wire length 110 mm; Conductor cross section 0.75 mm<sup>2</sup></p>	<a href="http://www.wago.com/249-126">www.wago.com/249-126</a>
	<p><b>Item no.: 249-127</b> Push-in type wire jumper; insulated; wire length 250 mm; Conductor cross section 0.75 mm<sup>2</sup></p>	<a href="http://www.wago.com/249-127">www.wago.com/249-127</a>
	<p><b>Item no.: 279-402</b> Adjacent jumper; insulated; Nominal current 15 A</p>	<a href="http://www.wago.com/279-402">www.wago.com/279-402</a>
	<p><b>Item no.: 279-409</b> Alternate jumper; insulated; Nominal current 15 A</p>	<a href="http://www.wago.com/279-409">www.wago.com/279-409</a>
	<p><b>Item no.: 279-422</b> Adjacent jumper; insulated; Nominal current 15 A</p>	<a href="http://www.wago.com/279-422">www.wago.com/279-422</a>
	<p><b>Item no.: 279-482</b> Comb-style jumper bar; insulated; 2-way; IN = IN terminal block</p>	<a href="http://www.wago.com/279-482">www.wago.com/279-482</a>
	<p><b>Item no.: 279-483</b> Comb-style jumper bar; insulated; 3-way; IN = IN terminal block</p>	<a href="http://www.wago.com/279-483">www.wago.com/279-483</a>
	<p><b>Item no.: 279-490</b> Comb-style jumper bar; insulated; 10-way; IN = IN terminal block</p>	<a href="http://www.wago.com/279-490">www.wago.com/279-490</a>
	<p><b>Item no.: 279-492</b> Alternate comb-style jumper bar; insulated; 2-way; IN = IN terminal block</p>	<a href="http://www.wago.com/279-492">www.wago.com/279-492</a>
	<p><b>Item no.: 284-414</b> Step-down jumper; insulated; from 10/6 mm<sup>2</sup> to 4/2.5/1.5 mm<sup>2</sup>; Nominal current 15 A</p>	<a href="http://www.wago.com/284-414">www.wago.com/284-414</a>

## Downloads

### Documentation

#### Bid Text

279-832

Oct 12, 2017

DOC  
24.1 kB

Download



**smartDATA**

**CAD data**

3D Download 279-832

URL

Download

---

Subject to changes.