
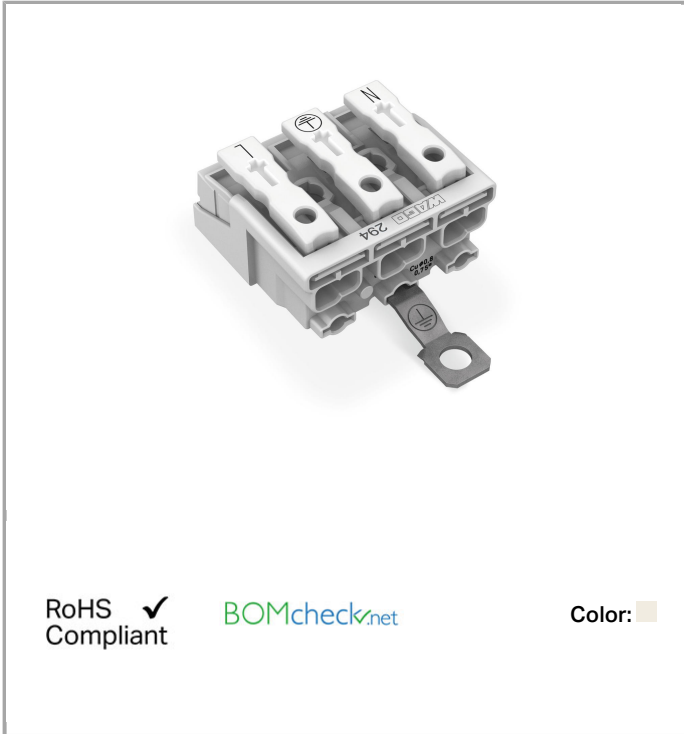


Data sheet | Item number: 294-5413

Power supply connector; with screw-type ground contact; with snap-in mounting feet; N-PE-L; 3-pole



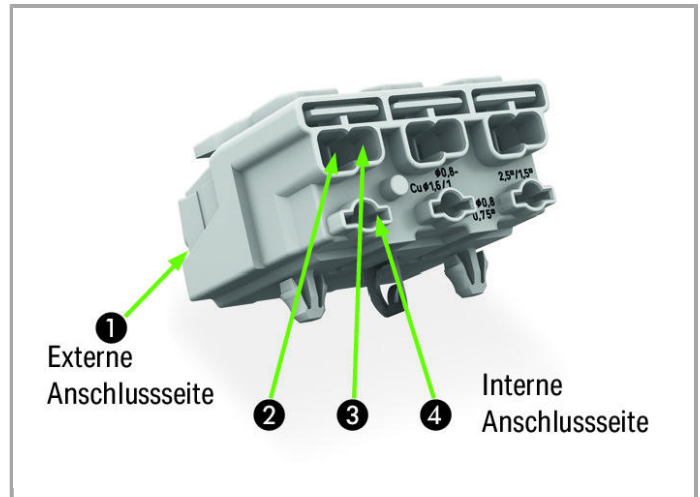
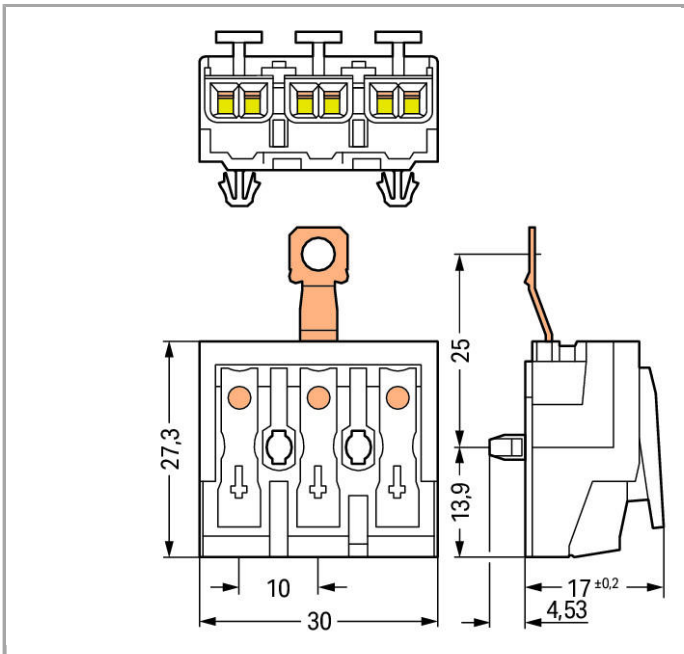
www.wago.com/294-5413



RoHS Compliant

[BOMcheck.net](https://www.bomcheck.net)

Color:



Item description

- External connection of solid, stranded and fine-stranded conductors
-

- Universal conductor termination (AWG, metric)
- Third contact at bottom
- Strain relief plate can be retrofitted

Data

Electrical data

Ratings per IEC/EN 60664-1

Ratings note	Connection points
Rated voltage (II / 2)	500 V
Rated impulse voltage (II / 2)	4 kV
Rated current	24 A
Ratings according to 2	IEC/EN 60998-2-2
Ratings note 2	Connection points
Rated voltage (II / 2) 2	500 V
Rated impulse voltage (II / 2) 2	4 kV
Rated current (2)	24 A
Rated current (3)	16 A
Legend (ratings)	(III / 3) $\hat{=}$ Overvoltage category III / Pollution degree 3

Connection data

Connection type (1)	External 1
Connection technology	Push-in CAGE CLAMP [®]
Number of connection points (connection type)	2
Actuation type	Operating tool Push-button
Connectable conductor materials	Copper Aluminum
Solid conductor	0.5 ... 2.5 mm ² / 18 ... 12 AWG
Solid conductor, push-in termination	0.5 ... 2.5 mm ² / 18 ... 12 AWG
Stranded conductor	0.5 ... 2.5 mm ² / 18 ... 14 AWG
Fine-stranded conductor	0.5 ... 2.5 mm ² / 18 ... 14 AWG
Fine-stranded conductor with ferrule with plastic collar	0.5 ... 1.5 mm ² / 18 ... 16 AWG
Fine-stranded conductor with ferrule without plastic collar	0.5 ... 1.5 mm ² / 18 ... 16 AWG
Fine-stranded conductor with ferrule, push-in termination, from	0.5 mm ² / 18 AWG
Strip length	8 ... 9 mm / 0.31 ... 0.35 Inch
Connection type (2)	Internal 2
Connection technology 2	PUSH WIRE [®]
Number of connection points	1
Solid conductor (2)	0.5 ... 2.5 mm ² / 18 ... 14 AWG



Fine-stranded conductor with insulated ferrule (2)	0.5 ... 1 mm ² / 18 ... 16 AWG
Fine-stranded conductor with uninsulated ferrule (2)	0.5 ... 1.5 mm ² / 18 ... 14 AWG
Strip length (2)	8 ... 9 mm / 0.31 ... 0.35 Inch
Connection type (3)	Internal 3
Number of connection points	1
Solid conductor (3)	0.5 ... 1.5 mm ² / 18 ... 16 AWG
Fine-stranded conductor with insulated ferrule (3)	0.5 ... 0.75 mm ² / 18 AWG
Fine-stranded conductor with uninsulated ferrule (3)	0.5 ... 1 mm ² / 18 AWG
Connection type (4)	Internal 4
Number of connection points	1
Solid conductor (4)	0.5 ... 0.75 mm ² / 18 AWG
No. of poles	3
Total number of connection points	15
Total number of potentials	3
Number of connection types	4
Type of wiring	Side-entry wiring
Ground function	with screw-type GND contact

Geometrical Data

Width	30 mm / 1.181 inch
Height from the surface	17 mm / 0.669 inch
Depth	27.3 mm / 1.075 inch

Mechanical data

Mounting type	Snap-in mounting foot
Marking	N-PE-L

Material Data

Color	white
Material group	III a
Insulating material	Polycarbonate (PC)
Flammability class per UL94	V0
Clamping spring material	Chrome nickel spring steel (CrNi)
Contact material	Electrolytic copper (Ecu)
Contact plating	tin-plated
Fire load	0.183 MJ
Weight	9.855 g

Environmental Requirements

Temperature stability	120 °C
-----------------------	--------

Commercial data

Packaging type	bag
Country of origin	PL
GTIN	4050821020806
Customs Tariff No.	85369010000
Product Group	8 (Misc. Chassis Mount Blocks)



Approvals / Certificates

Country specific Approvals





Logo	Approval	Certificate name
	ENEC 05 DEKRA Certification B.V.	2128791.01

Compatible products

tools

	Item no.: 206-294 Disconnection tool; suitable for removing conductors from PUSH WIRE® contacts	www.wago.com/206-294
	Item no.: 294-199 Operating tool; for pressing the snap-in mounting feet into the mounting plate; For safe and easy fitting of the ground contacts; for 294 Series	www.wago.com/294-199

Strain relief plate

	Item no.: 294-364 Strain relief plate; with secured clamp; 3- to 5-pole; for multicore cable: 1 x outer diameter 5.2 - 12 mm; for 294 Series	www.wago.com/294-364
	Item no.: 294-370 Strain relief; with snap-in mounting feet; for cable diameter 4.5 - 12 mm	www.wago.com/294-370
	Item no.: 294-375 Strain relief; without snap-in mounting feet; for cable diameter 4.5 - 12 mm	www.wago.com/294-375
	Item no.: 294-384 Strain relief plate; with secured clamp; 3- to 5-pole; for single strands: min. 3 x 0.5 mm, max. 5 x 2.5 mm or 7 x 1.5 mm; for 294 Series	www.wago.com/294-384

Downloads

Documentation

Bid Text

294-5413	Oct 18, 2017	DOC 28.7 kB	Download
----------	--------------	----------------	----------



smartDATA

CAD data

3D Download 294-5413

URL

Download

Subject to changes.